










SHADE / CANOPY TREES*

Plant Image	Common / Botanical Names	Install Size	Minimum Spacing	Remarks
	SHUMARD RED OAK <i>Quercus shumardii</i>	2-3" cal. Min. Cont. or B&B 6' - 8' Spread 12' - 14' Height	30' on center	Deciduous tree - Full Sun Does well in heavy clay soils and limestone; Fast growing; Easy to maintain and drought tolerant tree once established; Ensure selection of true species with parentage tolerant of alkaline soils.
	BUR OAK <i>Quercus macrocarpa</i>	2-3" cal. Min. Cont. or B&B 6' - 8' Spread 12' - 14' Height	30' on center	Deciduous tree - Full Sun Drought tolerant; Does well in many different soil types from sand to heavy clays.
	CHINQUAPIN OAK <i>Quercus muhlenbergii</i>	2-3" cal. Min. Cont. or B&B 6' - 8' Spread 12' - 14' Height	20' on center	Deciduous tree - Full Sun Drought tolerant; Alkaline adaptable.
	LIVE OAK <i>Quercus virginiana</i>	2-3" cal. Min. Cont. or B&B 6' - 8' Spread 12' - 14' Height	40' on center	Semi-Evergreen tree - Full Sun Tolerant of poor conditions; Moderate growth rate, 'High Rise' for spacing less than 40'.
	CEDAR ELM <i>Ulmus crassifolia</i>	2-3" cal. Min. Cont. or B&B 6' - 8' Spread 12' - 14' Height	20' on center	Deciduous tree - Full Sun Drought tolerant; Handles reflected heat from pavement; Easy to grow in a wide range of soils.
	BIG TOOTH MAPLE <i>Acer grandidentatum</i>	2-3" cal. Min. Cont. or B&B 6' - 8' Spread 12' - 14' Height	20' on center	Deciduous tree - Full Sun or Part Sun Drought tolerant; high heat tolerance; Grows in a variety of well-drained soils from sand to clays and also white limestone rock areas.

* AVOID INSTALLATION FROM JULY 15TH THROUGH SEPTEMBER 15TH.









SHADE / CANOPY TREES*

Plant Image	Common / Botanical Names	Install Size	Minimum Spacing	Remarks
	BALD CYPRESS <i>Taxodium distichum</i>	2-3" cal. Min. Cont. or B&B 6' - 8' Spread 12' - 14' Height	25' on center	Deciduous conifer tree - Full Sun Drought tolerant; Moderately fast growth rate; Does best in moist conditions but root 'knees' will appear; Likes well-drained soils best.
	CHINESE PISTACHE <i>Pistacia chinensis</i>	2-3" cal. Min. Cont. or B&B 6' - 8' Spread 12' - 14' Height	20' on center	Deciduous tree - Full Sun Drought tolerant; Easy to grow in any well-drained soil.
	TEXAS RED OAK <i>Quercus texana</i>	2-3" cal. Min. Cont. or B&B 6' - 8' Spread 12' - 14' Height	30' on center	Deciduous tree - Full Sun Does well in heavy clay soils and limestone; Fast growing; Easy to maintain and drought tolerant tree once established; Ensure selection of true species with parentage tolerant of alkaline soils.

* AVOID INSTALLATION FROM JULY 15TH THROUGH SEPTEMBER 15TH.









EVERGREEN AND BROADLEAF EVERGREEN TREES*

Plant Image	Common / Botanical Names	Install Size	Minimum Spacing	Remarks
	EASTERN RED CEDAR <i>Juniperus virginiana</i>	Cont. or B&B 4' - 6' Spread 8' - 10' Height	15' on center	Full Sun Drought tolerant; Grows in any soils; females only, if solid screen is desired, plant at 10' o.c..
	BLUE POINT JUNIPER <i>Juniperus chinensis 'Blue Point'</i>	Cont. or B&B 4' - 6' Spread 8' - 10' Height	6' on center	Full Sun Grows well in a moist well-drained sites.
	CHERRY LAUREL <i>Prunus caroliniana</i>	Cont. or B&B 4' - 6' Spread 8' - 10' Height	10' on center	Semi-Evergreen tree - Full Sun Tolerant of poor conditions; Moderate growth rate.
	SAVANNAH HOLLY <i>Ilex opaca X attenuata 'Savannah'</i>	Cont. or B&B 4' - 6' Spread 8' - 10' Height	8' on center	Full Sun or Part Shade Prefers well-drained sites; Moderate fast growth rate; Do not plant as mass plantings along roadside; intended in low light environments/selected locations; Color: Fall/Winter red berries.
	NELLIE R. STEVENS HOLLY <i>Ilex x 'Nellie R. Stevens'</i>	Cont. or B&B 4' - 6' Spread 8' - 10' Height	4' on center	Full Sun or Shade Extremely durable; More compact and healthy in full sun but can tolerate fairly heavy shade; Tolerates severe weather conditions; Do not plant as mass plantings along roadside; intended in low light environments/selected locations.; Color: Fall/Winter red berries.
	ELDARICA PINE <i>Pinus eldarica</i>	Cont. or B&B 6' - 8' Spread 12' - 14' Height	20' on center	Full Sun Drought tolerant; Fast growing upright tree with medium green needles.

* AVOID INSTALLATION FROM JULY 15TH THROUGH SEPTEMBER 15TH.






UNDERSTORY / ACCENT TREES*

Plant Image	Common / Botanical Names	Install Size	Minimum Spacing	Remarks
	DESERT WILLOW <i>Chilopsis linearis</i>	Cont. or B&B 4' - 6' Spread 8' - 10' Height	15' on center	Deciduous Tree - Full Sun Drought tolerant; No known pests of major concern; Does not do well in moist conditions; Color: Summer pink flowers; yellow fall color.
	MESQUITE <i>Prosopis glandulosa</i>	Cont. or B&B 4' - 6' Spread 8' - 10' Height	20' on center	Deciduous tree - Full Sun Drought tolerant; does well in many different soil types from sand to heavy clays; thornless only; limited use.
	MEXICAN PLUM <i>Prunus mexicana</i>	Cont. or B&B 4' - 6' Spread 8' - 10' Height	15' on center	Deciduous Tree - Full Sun or Shade Drought resistant; Color: White spring flowers; orange fall color.
	POSSUMHAW <i>Ilex decidua</i>	Cont. or B&B 4' - 6' Spread 8' - 10' Height	12' on center	Semi-Evergreen tree - Full Sun Tolerant of poor conditions; Moderate growth rate.
	EASTERN REDBUD <i>Cercis canadensis</i>	Cont. or B&B 4' - 6' Spread 8' - 10' Height	15' on center	Deciduous Tree - Full Sun or Part Shade Drought resistant; Color: Spring pink/purple flowers.
	FLAMELEAF SUMAC <i>Rhus lanceolata</i>	Cont. or B&B 4' - 6' Spread 8' - 10' Height	5' on center	Deciduous Tree - Full Sun or Part Shade Drought tolerant; Locate on open; sunny well-drained sites for best growth; Color: Red/Orange fall foliage; Aggressive rhizomes; Use in enclosed areas, planter walls, or within a controlled area of field mowing.

* AVOID INSTALLATION FROM JULY 15TH THROUGH SEPTEMBER 15TH.









UNDERSTORY / ACCENT TREES*

Plant Image	Common / Botanical Names	Install Size	Minimum Spacing	Remarks
	WAX MYRTLE <i>Myrica cerifera</i>	Cont. or B&B 3-5 cane min. 4' - 6' Spread 8' - 10' Height	5' - 6' on center	Semi-Evergreen Tree - Full Sun or Part Shade Drought Tolerant; Moderately fast growth rate; Grows in most soils; Color: small blue berries; Prefers moist soils, but adaptable.
	VITEX <i>Vitex agnus-castus</i>	Cont. or B&B 3-5 cane min. 4' - 6' Spread 8' - 10' Height	10' on center	Deciduous Tree - Full Sun Drought tolerant; Easy to grow in most well-drained soils; Color: Summer light-purple flowers.
	YAUPON HOLLY <i>Ilex vomitoria</i>	Cont. or B&B 3-5 cane min. 4' - 6' Spread 8' - 10' Height	10' on center	Evergreen Tree - Full Sun or Part Shade Drought tolerant; Easy to grow in most soils; Can grow in moist soil as well; Color: Red berries.
	SHANTUNG MAPLE <i>Acer truncatum</i>	Cont. or B&B 4' - 6' Spread 8' - 10' Height	20' on center	Deciduous Tree - Full Sun Drought tolerant; Moderate growth rate; Requires moist, well-drained soil; Color: Fall leaves in yellow, orange, red.
	CRAPE MYRTLE <i>Lagerstromia indica</i>	Cont. or B&B 3-5 cane min. 4' - 5' Spread 7' - 8' Height	10' on center	Deciduous Tree - Full Sun Moderately fast growth rate; Bark interest; Adapted to North Texas soils and climate; Varieties as approved by NTTA landscape manager.






* AVOID INSTALLATION FROM JULY 15TH THROUGH SEPTEMBER 15TH.

LARGE / MEDIUM SHRUBS







Plant Image	Common / Botanical Names	Install Size	Minimum Spacing	Remarks
	ABELIA 'EDWARD GOUCHER' Abelia x grandiflora 'Edward Goucher'	3 or 5 Gallon 18" - 24" Spread 18" - 24" Height	36" on center	Evergreen shrub - Full Sun - Part Shade Drought tolerant; Easy to grow in any soil; Suckers, water sprouts/long shoots should not be sheered; Color: Small summer white/pink flowers
	RED YUCCA Hesperaloe parviflora	3 or 5 Gallon 18" - 24" Spread 18" - 24" Height	36" on center	Evergreen shrub - Full Sun Drought tolerant; Does well in many different soil types from sand to heavy clays; Use with caution near drainage areas; Consider giant variety and yellow variety.
	SOFTLEAF YUCCA Yucca recurvifolia	3 or 5 Gallon 18" - 24" Spread 18" - 24" Height	24" on center	Evergreen shrub - Full Sun Tough plant; Will grow almost anywhere; Prefers well-drained soils; Use with caution near drainage areas; Color: Large white flowers in summers.
	TEXAS SAGE Leucophyllum frutescens 'Compacta'	3 or 5 Gallon 18" - 24" Spread 18" - 24" Height	36" on center	Semi-Evergreen shrub - Full Sun Tolerant of poor conditions; Moderate growth rate.
	DWARF WAX MYRTLE Myrica pusilla	3 or 5 Gallon 18" - 24" Spread 18" - 24" Height	36" on center	Evergreen shrub - Full Sun or Part Shade Drought Tolerant; Moderately fast growing; Grows in most soils; Color: small blue berries.
	EARTH-KIND ROSE Rosa x	3 or 5 Gallon 18" - 24" Spread 18" - 24" Height	36" on center	Semi-Evergreen shrub - Full Sun Drought Tolerant; Low maintenance; Varieties as approved by NTTA landscape manager.



MEDIUM / SMALL SHRUBS





Plant Image	Common / Botanical Names	Install Size	Minimum Spacing	Remarks
	TAM JUNIPER <i>Juniperus sabina</i> 'Tamariscifolia'	1 or 3 Gallon 18" - 24" Spread 18" - 24" Height	24" on center	Evergreen shrub - Full Sun Tall groundcover juniper; Requires well-drained soils.
	DWARF YAUPON HOLLY <i>Ilex vomitoria</i> 'nana'	1 or 3 Gallon 18" - 24" Spread 18" - 24" Height	24" on center	Evergreen shrub - Full Sun Drought tolerant; Does well in many different soil types from sand to heavy clays.
	CARISSA HOLLY <i>Ilex cornuta</i> 'Carissa'	1 or 3 Gallon 12" - 18" Spread 18" - 24" Height	24" on center	Evergreen shrub - Full Sun or Shade Drought resistant; Grows in most soils; Do not plant as mass plantings along roadside; intended in low light environments/selected locations.
	DWARF NANDINA <i>Nandina domestica</i>	1 or 3 Gallon 12" - 18" Spread 12" - 18" Height	18" on center	Semi-Evergreen shrub - Full Sun Tolerant of poor conditions; Moderate growth rate. Varieties as approved by NTTA landscape manager.
	AUTUMN SAGE <i>Salvia greggii</i>	1 or 3 Gallon 12" - 18" Spread 12" - 18" Height	24" on center	Semi-Evergreen sub-shrub - Full Sun Drought tolerant and tolerant of poor soils, but needs drainage.

TALL GRASSES





Plant Image	Common / Botanical Names	Install Size	Minimum Spacing	Remarks
	MISCANTHUS 'ADAGIO' <i>Miscanthus sinensis 'Adagio'</i>	1 or 3 gallon 8" - 12" Spread 12" - 18" Height	3' on center	Full Sun Prefers well-drained, moist soils in hot conditions; Cut back in winter; Foliage: silvery
	BIG BLUESTEM <i>Andropogon gerardii</i>	1 or 3 gallon 8" - 12" Spread 12" - 18" Height	5' on center	Full Sun Drought tolerant; Does well in many different soil types from sand to heavy clays; Cut back in winter.
	MISCANTHUS 'GRAZIELLA' <i>Miscanthus sinensis 'Graziella'</i>	1 or 3 gallon 8" - 12" Spread 12" - 18" Height	4' on center	Full Sun Prefers well-drained, moist soils in hot conditions; Cut back in winter; Foliage: green with large white blooms in summer.
	MAIDEN GRASS <i>Miscanthus sinensis 'Gracillimus'</i>	1 or 3 gallon 8" - 12" Spread 12" - 18" Height	4' on center	Full Sun Tolerant of poor conditions; Moderate growth rate; Cut back in winter.
	YAKU JIMA SILVER GRASS <i>Miscanthus sinensis 'Yaku Jima'</i>	1 or 3 gallon 8" - 12" Spread 12" - 18" Height	5' on center	Full Sun or Bright Shade Prefers fertile soil; Needs ample water in hot, dry conditions; Cut back in winter; Foliage: green.
	HAMELN GRASS <i>Pennisetum alopecuroides 'Hameln'</i>	1 or 3 gallon 8" - 12" Spread 12" - 18" Height	2' on center	Full Sun - Light Shade Drought tolerant; Prefers well-drained soils; Foliage: green; Cut back in winter.



TALL GRASSES





Plant Image	Common / Botanical Names	Install Size	Minimum Spacing	Remarks
	INDIAN GRASS <i>Sorghastrum nutans</i>	1 or 3 gallon 8" - 12" Spread 12" - 18" Height	5' on center	Full Sun - Light shade Drought tolerant; Prefers well-drained soils; Cut back in winter; Aggressive rhizomes, easily controlled with mowing; Foliage: blue-green
	MISCANTHUS 'MORNING LIGHT' <i>Miscanthus sinensis 'Morning Light'</i>	1 or 3 gallon 8" - 12" Spread 12" - 18" Height	4' on center	Full Sun Prefers well-drained, moist soils in hot conditions; Cut back in winter; Foliage: green/white
	GULF MUHLY <i>Muhlenbergia capillaris</i>	1 or 3 gallon 8" - 12" Spread 12" - 18" Height	2' on center	Full Sun Drought tolerant; Foliage: blue-green, purple fall color; Cut back in winter.
	LINDHEIMER'S MUHLY <i>Muhlenbergia lindheimeri</i>	1 or 3 gallon 8" - 12" Spread 12" - 18" Height	3' on center	Full Sun Drought tolerant; Prefers well-drained soils; Foliage: gray-silver; Cut back in winter.

MEDIUM GRASSES






Plant Image	Common / Botanical Names	Install Size	Minimum Spacing	Remarks
	BUSHY BLUESTEM <i>Andropogon glomeratus</i>	1 or 3 gallon 8" - 12" Spread 12" - 18" Height	3' on center	Full Sun Drought tolerant; Does well in many different soil types from sand to heavy clays; Cut back in winter.
	MEXICAN FEATHER GRASS <i>Stipa tenuissima</i>	1 or 3 gallon 12" - 18" Spread 8" - 18" Height	2' on center	Full Sun Prefers well-drained soils; Cut back in fall; Foliage: green.
	PINE MUHLY <i>Muhlenbergia dubia</i>	1 or 3 gallon 8" - 12" Spread 12" - 18" Height	3' on center	Full Sun Tolerant of poor conditions; Moderate growth rate; Cut back in winter.
	INLAND SEA OATS <i>Chasmanthium latifolium</i>	1 or 3 gallon 8" - 12" Spread 12" - 18" Height	2' on center	Full Sun - Part Shade Drought tolerant once established; Prefers well-drained soils; Foliage: light-green; Cut back in winter.



LOW GRASSES

Plant Image	Common / Botanical Names	Install Size	Minimum Spacing	Remarks
	BUFFALO GRASS Buchloe dactyloides	solid sod	n/a	Full Sun Drought and heat tolerance; Well-drained soils; Mow periodically for weed control; Foliage: gray-green.
	WEeping LOVEGRASS Eragrostis curvula	seed or 1 gallon 8" - 12" Spread 8" - 12" Height	12" o.c. for 1 gal.	Full Sun Drought tolerant; Does well in many different soil types from sand to heavy clays; Cut back in winter.
	WINTER RYE Secale cereale	seed	n/a	Full Sun Overseed turf areas in fall for winter green accents; Foliage: green; Mow periodically. Use for temporary erosion control purposes.
	COMMON BERMUDA GRASS Cynodon dactylon	sod	n/a	Full Sun Tolerant of poor conditions; Moderate growth rate. Mow periodically. Solid sod only (no bermuda grass seed) will be allowed.

GROUNDCOVER / VINES

Plant Image	Common / Botanical Names	Install Size	Minimum Spacing	Remarks
	BOSTON IVY <i>Parthenocissus tricuspidata</i>	1 gallon	36" on center	Full Sun Offers erosion control; Extremely Hardy; Fast grower; High climber (about 30'); and wide-spreading; Foliage: green.
	CORAL HONEYSUCKLE <i>Lonicera sempervirens</i>	1 gallon	24" on center	Full Sun Needs supports; Easy Care Plant; Extremely Hardy; High climber (about 30'); and wide-spreading; Foliage: green, showy flowers in summer.
	VIRGINIA CREEPER <i>Parthenocissus quinquefolia</i>	1 gallon	36" on center	Full Sun - Part Shade Drought tolerant; Prolific climbing vine which thrives in most soils; High climber (about 30'); and wide-spreading; Foliage: green
	PURPLELEAF WINTERCREEPER <i>Euonymus fortunei 'Coloratus'</i>	4" pots or 1 gallon	18" on center	Full Sun Tolerant of poor conditions; Moderate growth rate; Moderate climber (about 15'); Utilize in select locations only, not intended for mass planting along roadside
	CROSSVINE <i>Bignonia capreolata</i>	1 gallon	18" on center	Full Sun / Part Shade High climber (about 30'); Heat tolerant; Red funnel shaped flowers in spring.

