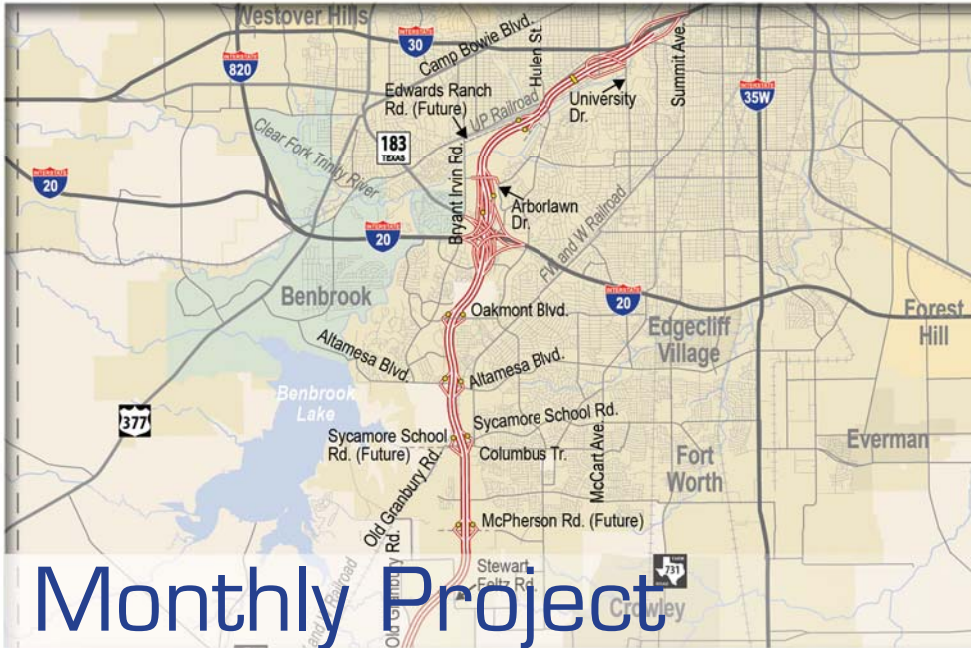




May 2012

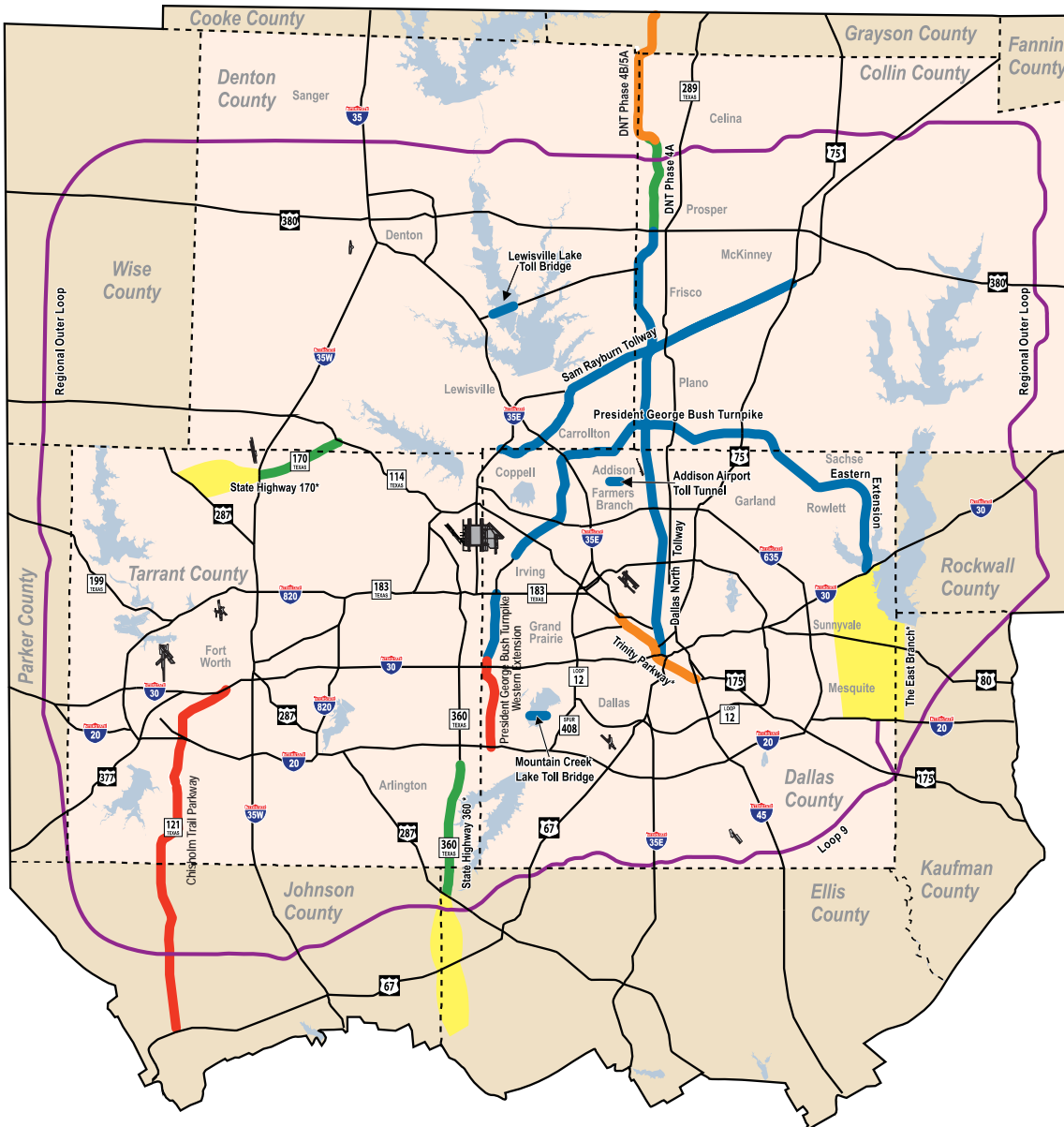


Monthly Project Delivery Report











Facility Map of the North Texas Region



LEGEND

- Existing
- Under Construction
- In Development
- Corridor Study
- Study Area
- Regional Outer Loop
- County Line
- Airports

TOLL FACILITIES

- 
President George Bush Turnpike
- 
Dallas North Tollway
- 
Sam Rayburn Tollway
- 
Addison Airport Toll Tunnel
- 
Lewisville Lake Toll Bridge
- 
Mountain Creek Lake Toll Bridge

*Projects subject to primacy requirements pursuant to Senate Bill 19, passed by the 82nd Texas Legislature.

Table of Contents



Facility Map of the North Texas Region	Inside front cover
Monthly Project Delivery Report Overview	1
NTTA System Overview	2
Project Delivery Report Major Updates and Looking Back/Ahead	3 - 4
Corridor and Capital Improvement Program Information	5 - 23
Corridor Progress Reports:	
Capital Improvement Program:	
All-Electronic Toll Collection Conversion	5 - 6
NTTA System Construction Projects:	
President George Bush Turnpike Eastern Extension	7 - 8
Sam Rayburn Tollway	9 - 10
Special System Construction Projects:	
President George Bush Turnpike Western Extension (SH 161)	11 - 12
Chisholm Trail Parkway	13 - 14
Corridors Under Study:	
Dallas North Tollway, Phases 4 and 5	15 - 16
State Highway 170	17 - 18
State Highway 360	19 - 20
Trinity Parkway	21 - 22
State Highway 190/East Branch	23
Construction Letting Schedule	24
NTTA Program Summary	25
Monthly Corridor and Capital Improvement Program Status	26 - 44
Capital Improvement Program:	
All-Electronic Toll Collection Conversion	26 - 27
Corridors:	
Dallas North Tollway Phase 3	28
Lewisville Lake Toll Bridge	29
President George Bush Turnpike Eastern Extension	30 - 31
Sam Rayburn Tollway	32 - 33
DNT 4th Lane	34
DNT/PGBT Interchange & Ramp Modifications	35
PGBT Widening between I-35E & SH 78	36
President George Bush Turnpike Western Extension (SH 161)	37 - 38
Chisholm Trail Parkway	39 - 40
Dallas North Tollway Phase 4A	41
Dallas North Tollway Phase 4B/5A	42
State Highway 170	43
State Highway 360	44
Trinity Parkway	45
NTTA Contract Change Report	46
Costs: Project Delivery Management (2012)	47 - 50
Capital Improvement Program	51 - 52
Quick Fact Sheet	53 - 54

Please visit the NTTA website at www.ntta.org for any additional updates or changes to this report.
 Corridor information in this report represents April 2012. Budget information is as of March 31, 2012.



Monthly Project Delivery Report Overview

The Monthly Project Delivery Report (MPDR) is designed to provide a broad snapshot of the North Texas Tollway Authority's (NTTA) construction, finance and operations efforts. As a vehicle for communications and public outreach, the MPDR should be considered as a resource for general information regarding a large number of major projects.

This report features progress reports for major capital projects and nine corridors, which are in various stages of construction, design and planning. It also provides a more detailed financial overview of each project and monthly updates of NTTA contracting and environmental planning efforts. The MPDR is available online at <https://www.ntta.org/newsresources/reports/Pages/Monthly-Project-Delivery-Reports.aspx>.

Every attempt is made to present the most accurate and up-to-date information available. However, the projects are evolving constantly, and information presented is current for the period noted in the table of contents. Contact the NTTA if specific information is desired.

Visit the NTTA website at www.ntta.org or call 214-461-2000 for additional information about the NTTA. For Customer Service, please call 972-818-NTTA (6882).

The information included in this report is not intended to present a comprehensive analysis of the NTTA and its operations. It should not be used as a basis for making a financial decision with regard to the NTTA or any of its securities or other obligations. Statements contained in this report regarding expectations and future events are forward-looking statements subject to uncertainties and risk. For more complete information on the NTTA and its obligations, please refer to the NTTA's Annual Financial Report and the annual and material event disclosures filed by the NTTA with the nationally recognized municipal securities information repositories, the Municipal Securities Rulemaking Board and the State Information Depository, pursuant to Rule 15c2-12 of the Securities and Exchange Commission. The information in this report and each of the documents referred to speaks only as of its date. Copies of the documents referred to above or elsewhere in this report may be obtained from Janice Davis, Chief Financial Officer, P.O. Box 260729, Plano, Texas 75026.



NTTA Overview



The North Texas Tollway Authority (NTTA) is a crucial part of the transportation system in North Texas.

The NTTA, a political subdivision of the state of Texas, is authorized to acquire, construct, maintain, repair and operate turnpike projects in the North Texas region. The nine-member governing board is comprised of Chairman Kenneth Barr; Vice Chairman Bill Moore; and Directors David R. Denison, William Elliot, Matrice Ellis-Kirk, Michael R. Nowels, George “Tex” Quesada, Victor T. Vandergriff and Jane Willard.

The Authority receives no direct tax funding and raises capital for construction projects through the issuance of turnpike revenue bonds. Tolls are collected to repay debt and to operate and maintain the roadways.

The NTTA’s mission is to provide a safe and reliable toll road system, increase value and mobility options for our customers, operate the Authority in a businesslike manner, protect our bondholders, and partner to meet our region’s growing need for transportation infrastructure.

The NTTA System includes the Dallas North Tollway (DNT); the President George Bush Turnpike (PGBT); the Eastern Extension of the PGBT (PGBT

Eastern Extension); the Lewisville Lake Toll Bridge (LLTB); the Addison Airport Toll Tunnel (AATT); the Mountain Creek Lake Toll Bridge (MCLB); and the Sam Rayburn Tollway (SRT). The NTTA’s Special Projects System includes Chisholm Trail Parkway (CTP) and the Western Extension of the PGBT (PGBT Western Extension), also known as State Highway (SH) 161.

The NTTA’s widespread impact is noticeable on windshields across the region. To date, the Authority has issued more than 2,339,003 active TollTags on 1,238,893 separate accounts.

Because the NTTA serves such a rapidly growing region, the Authority is expanding its system to account for the population growth. Nearly 80 miles of additional projects are under construction or in planning stages within a seven-county area – from Grayson County to the north, Tarrant County to the west, Dallas County to the east and Johnson and Ellis counties to the south.

The NTTA, the Texas Department of Transportation (TxDOT) and other regional partners are working together on critical regional toll projects that are in various stages of development. These joint efforts include SH 170, SH 360, SH 190/East Branch and Trinity Parkway.





Project Delivery Major Updates

PGBT Eastern Extension

Page 7

Crews continue working on final construction tasks in various sections of the 9.9-mile President George Bush Turnpike (PGBT) Eastern Extension. Work to complete these final tasks are anticipated to continue through summer 2012. The PGBT Eastern Extension main lanes constructed by TxDOT that connect to both east- and westbound I-30 frontage roads, are anticipated to open in summer 2012.

Sam Rayburn Tollway

Page 9

Final tasks continue through the first half of the year. The NTTA fully opened the five-level interchange in mid-November 2011, less than two years after construction began.



View of westbound PGBT Eastern Extension entrance ramp at Crist Road which opened to traffic in December 2011.



Crews are working to finish final tasks on the SRT/DNT interchange, which fully opened in mid-November 2011.

Over the next 30 days, traffic switches and closures will continue along I-20, I-30 and SH 161 frontage roads to accommodate continued work on the direct connectors.

On the north end of Phase 4, excavation work on the northwest and northeast corners of I-30 will be performed to prepare for direct connector sub- and superstructure work in the area.

Throughout Phase 4, crews will continue with wall construction, bridge superstructure work on the cross-street bridges, concrete paving operations, and slope grading and topsoil placement.

PGBT Western Extension

Page 11

On Phase 4 of the PGBT Western Extension project, crews continue to implement closures and traffic switches along various lanes of I-20, I-30 and the SH 161 frontage roads for structural steel and beam installation and decking work.

In the past 30 days, the south side of the Jefferson Street bridge in downtown Grand Prairie opened to traffic along with access from the bridge to both north- and southbound frontage roads.

Concrete deck pours were performed and will continue in several locations along the Phase 4 construction area, including on the I-20 bridges over Robinson Road and PGBT Western Extension main lane bridges over Warrior Trail.



Installation of form work for bridge deck at I-20 for the PGBT Western Extension.

Project Delivery Major Updates



The Phase 4 project, two main lanes in each direction from North Carrier Parkway to I-20 and interchanges at I-30 and I-20, is expected to open to traffic in the fourth quarter of 2012.

Chisholm Trail Parkway

Page 13

Work began in the Union Pacific Railroad's Davidson Yard in late March. As a part of the agreement with UPRR, crews have one year to complete the construction of the CTP structures that will crossover the rail yard. In addition to beginning work in the Davidson yard, crews expect to begin narrowing the westbound I-30 lanes and shoulders. As a result, the speed limit will be reduced from 60 mph to 55 mph.

In the last 30 days, crews closed the southbound lane of Rogers Road south of Vickery Boulevard to begin constructing the future eastbound frontage road connection to Rogers Road.



Joshua-based crews working on the southernmost portion of CTP gather for a safety briefing, which are held each morning to serve as a constant reminder of the importance of safety on the job site.



Aerial view looking south from Arborlawn Drive to SH 183.

Over the next 30 days, crews expect to begin constructing the CTP main lane bridges over the Clear Fork of the Trinity River. In addition, work will get underway to demolish the Rosedale-Lovell bridge. After demolition, the bridge will be reconstructed to accommodate CTP.

Clearing work is underway on the 13.1 miles of the Johnson County portion of the Chisholm Trail Parkway that stretches from FM 1187 south to U.S. 67. Right-of-way fences are up and crews are prepping the pathway for future construction work. Geotechnical work also continues to assist in finalizing the design needs of this tollway that will connect Johnson and Tarrant counties.

Trinity Parkway

Page 21

A public hearing was held on May 8, 2012, at the Dallas Convention Center to inform and solicit comments from the public on schematics for the proposed project alternatives and the Limited Scope Supplemental to the Supplemental Draft Environmental Impact Statement for the proposed Trinity Parkway toll facility.

Constructing drilled shaft foundation for future Chisholm Trail Parkway bridge.



ELECTRONIC TOLL COLLECTION Progress Report

North Texas Tollway Authority (NTTA)

May 2012

The NTTA has converted all of its existing toll roads, bridges and tunnels to all-electronic toll collection (all-ETC), also known as cashless toll collection. The conversion to cashless tolling provides customers with improved traffic flow and air quality, reduced travel time and enhanced safety. Conversions to all-electronic technology were completed on all existing NTTA roadways in December 2010. Supplemental construction work was required on existing toll roads as part of the conversion, including installation of new toll gantries and removal of toll structures. As of the end of 2011, all supplemental corridor construction was complete with the exception of portions of the President George Bush Turnpike, which is expected to get underway in mid-2012. New projects, including the Sam Rayburn Tollway (SRT) and the Eastern Extension of the PGBT, were designed and constructed as all-ETC facilities. The NTTA is currently constructing Chisholm Trail Parkway (CTP) and the Western Extension of the PGBT to feature cashless tolling.

Corridor Details

- All-ETC allocation within the Capital Improvement Program: \$92.6 million
- PGBT all-ETC conversion completed: July 2009
- Conversion to cashless tolling (DNT, MCLB, AATT) completed: December 2010

Milestones

- The NTTA Board of Directors approved the conversion of the existing system to all-ETC in August 2007.
- Design contracts for the DNT conversion from the south end to the SRT were approved by the Board in October 2007. The Board approved engineering and design contracts for the PGBT in June 2008. A design contract for the DNT from the SRT to U.S. 380 was approved by the Board in November 2008.
- In April 2009, an all-ETC project web page was launched and three public meetings were conducted along the PGBT corridor to provide answers about the all-ETC conversion and inform the public of the conversion schedule.
- On July 1, 2009, the PGBT was successfully converted to an all-ETC facility, making it the first major toll corridor in the United States to be converted from cash toll collection to all-ETC.
- New invoice and toll collection processes were implemented in September 2009.

- Lane reconfigurations and barricade placement were completed on the PGBT main lanes and ramps in November 2009.
- Conversions of the AATT, DNT and MCLB to cashless toll collection were completed on December 10, 2010.
- Construction on the AATT and MCLB is complete.
- In December 2011, the NTTA finished permanent construction associated with the DNT's conversion to cashless tolling.

Corridor Updates

- The cashless tolling system electronically reads TollTags and/or license plate information. TollTag customers pay their tolls electronically from a pre-paid account by placing a TollTag transponder sticker on their vehicles' windshields. Non-TollTag customers are billed at a higher rate through the mail via an invoice system called ZipCash.
- An all-ETC system is important to the NTTA System and benefits us all. Cashless tolling allows for less stop-and-go traffic, so motorists enjoy less traffic congestion and enhanced safety while the overall air quality in the North Texas region is improved.

Next Steps

- In mid-2012, the NTTA expects to begin the final phase of construction on the PGBT to complete the conversion to all-ETC. Construction activities will include removal and reconstruction of concrete pavement, removal of toll booths, upgrading of toll collection equipment and installation of new pavement markings and signage.
- The NTTA will continue revenue assurance initiatives.

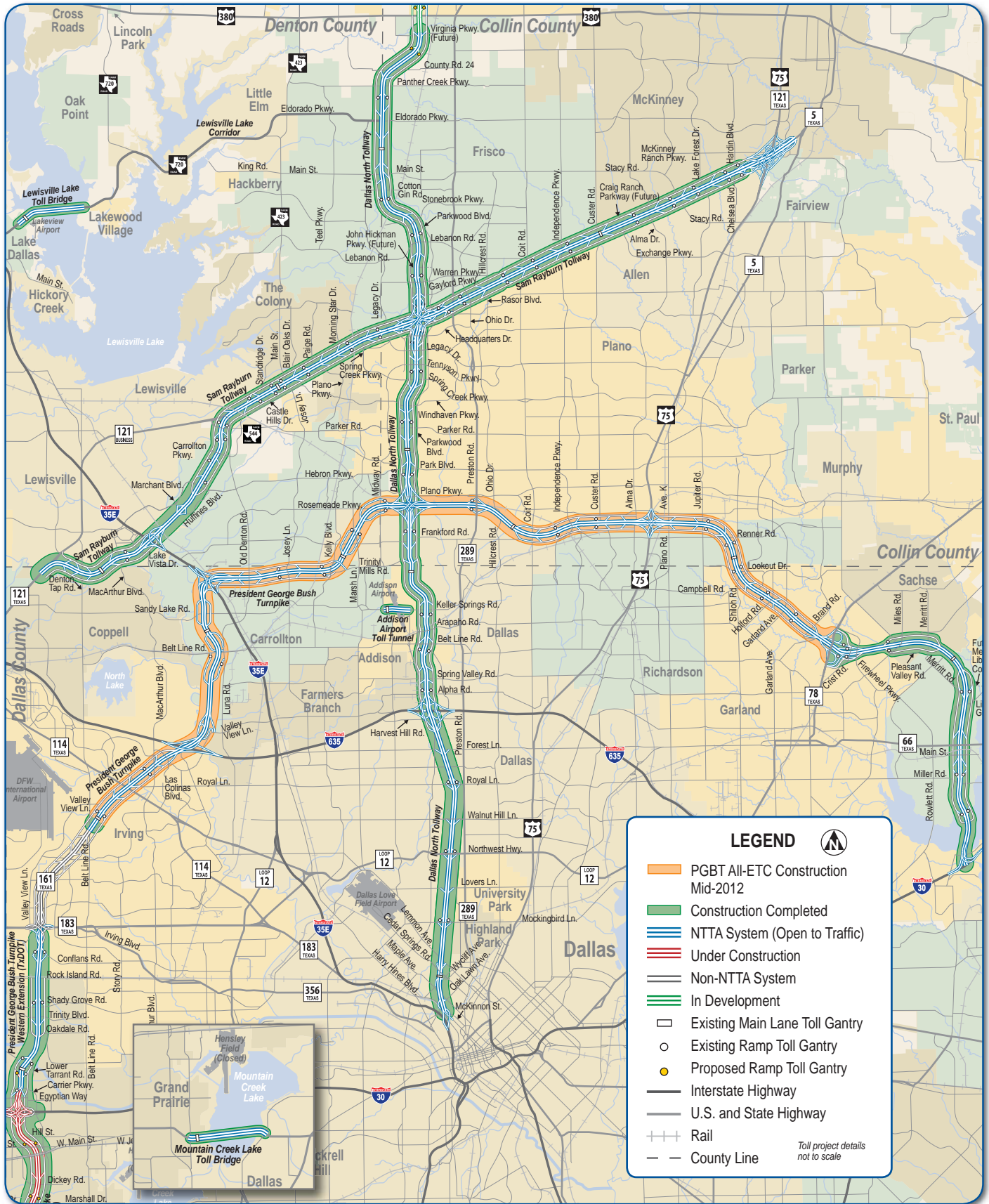
Project Manager

Basel Musa
5900 W. Plano Parkway, Suite 800, Plano, TX 75093
Email: projects@ntta.org
For information: (972) 628-3116

[Click here to subscribe to project updates](#)

Website: www.ntta.org





Electronic Toll Collection

May 2012

Website: www.ntta.org



Monthly Project Delivery Report - May 2012

PRESIDENT GEORGE BUSH TURNPIKE EASTERN EXTENSION Progress Report

North Texas Tollway Authority (NTTA)

May 2012

The Eastern Extension is a portion of the outer loop around Dallas and its suburbs that connects Interstate Highway (I) 30 to the existing President George Bush Turnpike (PGBT). It is part of the Loop 9/State Highway (SH) 190 corridor first planned in 1957. Construction on the approximately 9.9-mile corridor began in October 2008. The project opened to traffic in December 2011.

Corridor Details

- Project limits: Extends the PGBT from SH 78 to I-30
- Project length: Approximately 9.9 miles
- Anticipated project cost: \$958 million
- Anticipated NTTA cost: Approximately \$539 million
- Opening date (all sections): December 21, 2011

Milestones

- A \$160 million toll equity grant from the Texas Department of Transportation (TxDOT) to the NTTA was approved for right of way (ROW) acquisition and other costs on August 23, 2007.
- A three-party agreement among the NTTA, TxDOT and the Federal Highway Administration (FHWA) was executed in November 2007. In addition, a TxDOT/NTTA two-party agreement was executed, allowing eminent domain proceedings for critical ROW acquisition to begin.
- TxDOT approved a revised schematic on March 7, 2008.
- The U.S. Army Corps of Engineers (USACE) Section 404 permit was approved on April 25, 2008.
- The City of Dallas (Dallas Water Utilities) agreement for the Lake Ray Hubbard bridge was approved by the Dallas City Council and NTTA Board of Directors in May 2008.
- A rail-crossing agreement with Dallas Area Rapid Transit (DART) was approved by the DART Board and the NTTA Board, in May 2008.
- The FHWA approved the Final Environmental Impact Statement Re-evaluation on July 1, 2008.
- A groundbreaking for the first construction contract, Section 30, from north of the future Merritt Road to south of Main Street in Rowlett, took place August 21, 2008. Construction began on October 13, 2008.

- All five sections of the extension were officially under construction by mid-March 2009.
- A town hall meeting on the PGBT Eastern Extension project was held on January 20, 2011, at Sachse City Hall. Attendees were provided construction updates.
- All sections of the PGBT Eastern Extension opened to traffic on December 21, 2011.
- On January 23, 2012, the NTTA “premiered” the PGBT Eastern Extension to elected and public officials. The event, held at AMC Theatres in Garland.
- A video of the entire Eastern Extension corridor is available to view on YouTube.

Corridor Updates

- Crews worked on final construction tasks in various sections of the PGBT Eastern Extension. These final tasks will continue through summer 2012.
- The PGBT Eastern Extension main lanes connecting to both the west- and eastbound I-30 frontage roads are expected to open in summer 2012.
- Section 32, which includes a bridge over Lake Ray Hubbard, was constructed by TxDOT.

Next Steps

- Continue final construction tasks.

Project Partners

- TxDOT
- Dallas County
- Dallas
- Garland
- Rowlett
- Sachse

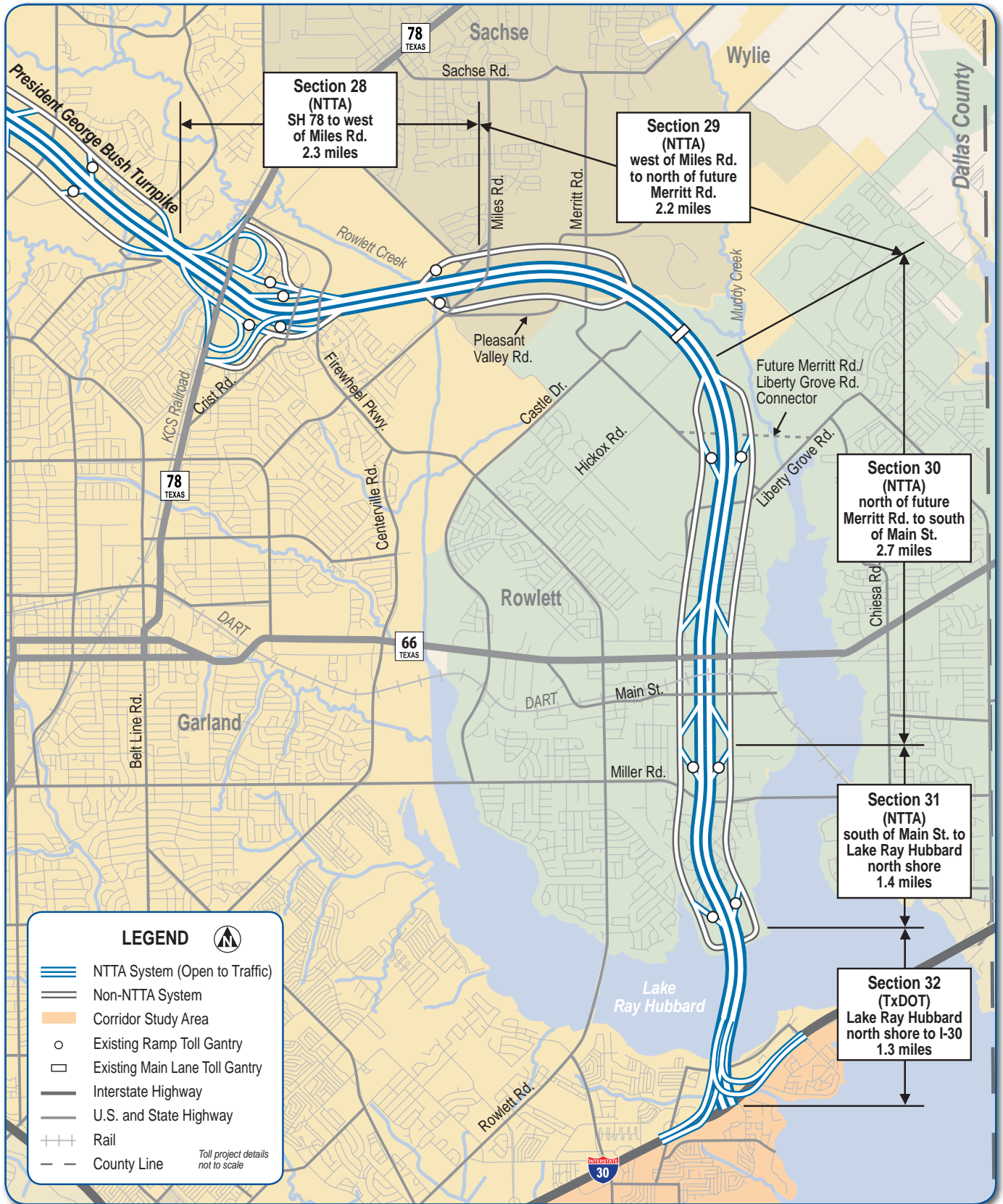
Corridor Manager

Pat Ellis, P.E.
5900 W. Plano Parkway, Suite 800, Plano, TX 75093
Email: PGBTEE@ntta.org
For information: (972) 628-3116

[Click here to subscribe to project updates](#)

Website: www.ntta.org





President George Bush Turnpike Eastern Extension Progress Report

Website: www.ntta.org



May 2012

SAM RAYBURN TOLLWAY

Progress Report

North Texas Tollway Authority (NTTA)

May 2012

The Sam Rayburn Tollway (SRT) extends 26 miles southwest to northeast, linking the Dallas/Fort Worth International Airport and growing communities in Collin, Dallas and Denton counties. The SRT features six main lanes and all-electronic toll collection (all-ETC).

Corridor Details

- Project length: 26 miles
- Project limits: from Business 121 in Denton County to Medical Center Drive in Collin County
- Cost: Approximately \$639 million (This does not include approximately \$59 million for the future expansion from six to eight lanes.)
- Substantial completion dates:
 - Segment 1 [from Denton Tap Road to Old Denton Road]: Texas Department of Transportation (TxDOT) opened on August 29, 2006
 - Segment 2 [from Old Denton Road to Hillcrest Road]: TxDOT opened on August 31, 2008
 - Segment 3 [from Hillcrest Road to Hardin Boulevard]: NTTA opened on September 29, 2009
 - Segment 4 [from Hardin Boulevard to east of U.S. 75 (Central Expressway), including the SRT/U.S. 75 interchange]: NTTA opened in stages by March 31, 2011
 - Segment 5 [the SRT/Dallas North Tollway (DNT) interchange]: NTTA opened four ramps on October 31, 2011; last four ramps opened in stages as of November 14, 2011

Milestones

- The NTTA and TxDOT finalized the State Highway (SH) 121 project agreement in October 2007. It authorizes the NTTA to design, build, operate and maintain SH 121 in Collin, Dallas and Denton counties for approximately 50 years, beginning with the completion of Segments 1 and 2 by TxDOT in September 2008.
- The NTTA made a \$3.2 billion up-front payment to TxDOT and the Regional Transportation Council of the North Central Texas Council of Governments in November 2007.
- On September 1, 2008, the NTTA assumed operations and maintenance of the SRT.
- On March 16, 2009, the NTTA Board of Directors named the corridor the Sam Rayburn Tollway. Before then, the NTTA had called the roadway the 121 Tollway.
- The NTTA formally dedicated the SRT on June 5, 2009.

- The NTTA Board awarded the Segment 4 construction contract in September 2008. Construction began in December 2008.
- The NTTA Board awarded the contract for Segment 5 construction in December 2009. Construction began in February 2010.
- On September 14, 2011, the NTTA held an “open-for-business” event celebrating the improved mobility the SRT/U.S.75 interchange provides the region and the partnerships that led to the completion of the interchange.
- As of November 14, 2011, all of the eight direct-connect ramps on the SRT/DNT interchange were open to traffic.
- The NTTA held an event on January 30, 2012, to celebrate the completion and opening of the full SRT corridor. During the event, the NTTA thanked the mobility partners who helped the Authority deliver the essential infrastructure link to the North Texas region.

Corridor Updates

- Crews continued work on final tasks on the SRT/DNT interchange which includes concrete riprap, sod placement, lighting, signs, striping and cleaning.
- The NTTA Maintenance Department continues work on the restriping project between Denton Tap Road and Standridge Drive. The project, located in Segment 1, is scheduled to be completed this summer.

Next Steps

- Finish final tasks on the SRT/DNT interchange.

Project Partners

- TxDOT
- Collin County
- Dallas County
- Denton County
- Allen
- Carrollton
- Coppell
- Fairview
- Frisco
- Lewisville
- McKinney
- Plano
- The Colony

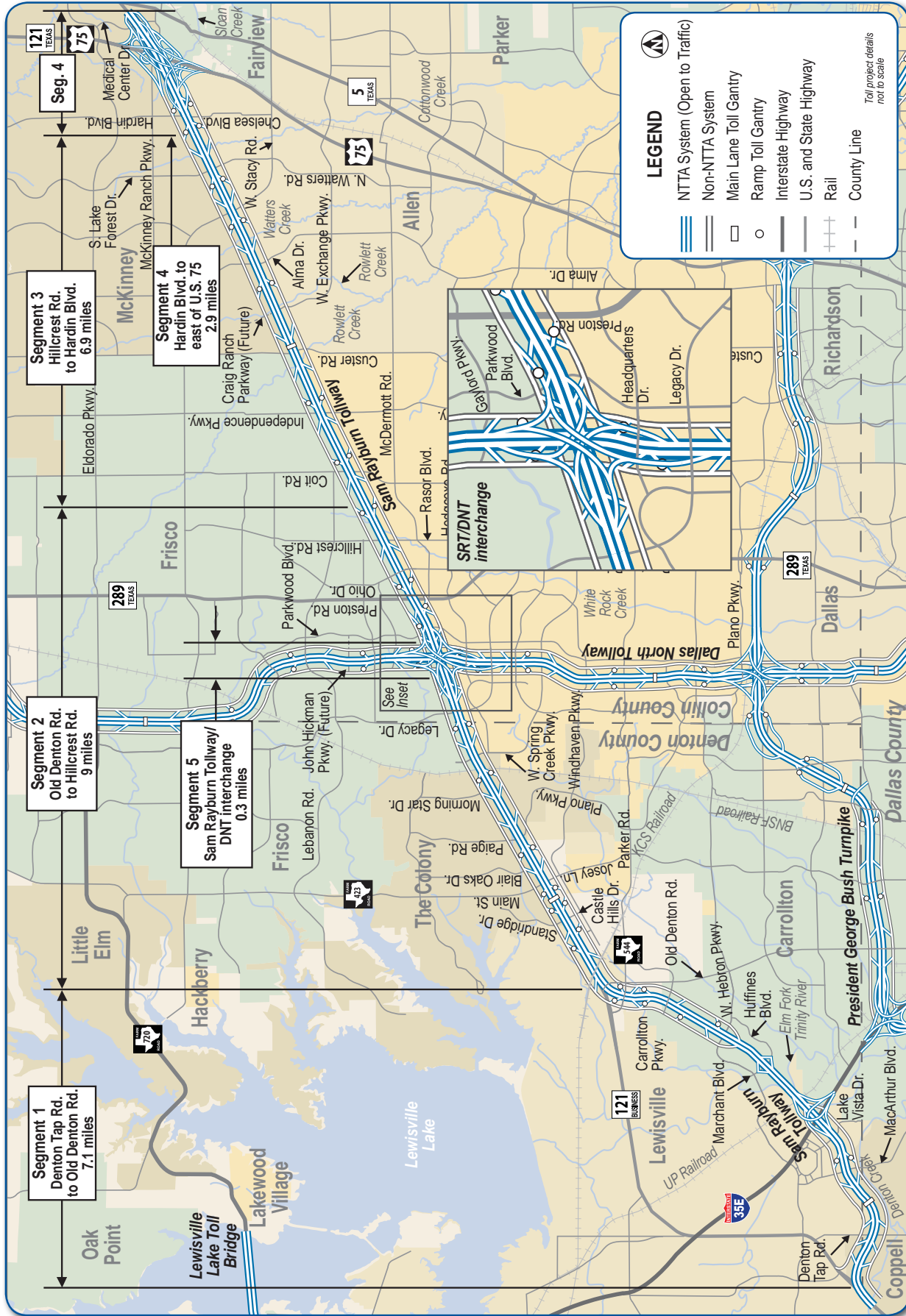
Corridor Manager

Brett Smith, P.E.
5900 W. Plano Parkway, Suite 800, Plano, TX 75093
Email: SRT@ntta.org
For information: (972) 628-3116

[Click here to subscribe to project updates](#)

Website: www.ntta.org





May 2012

Sam Rayburn Tollway Progress Report



Website: www.ntta.org

PRESIDENT GEORGE BUSH TURNPIKE WESTERN EXTENSION (SH 161) Progress Report

North Texas Tollway Authority (NTTA)

May 2012

The President George Bush Turnpike (PGBT) Western Extension corridor project, also known as State Highway (SH) 161, will provide a new, approximately 11.5-mile link in the growing loop around Dallas. The corridor consists of tolled main lanes as PGBT Western Extension and frontage roads as SH 161. The Texas Department of Transportation (TxDOT) initiated the project in May 1969, conducted the preliminary corridor studies, processed the Environmental Impact Statement and obtained right of way for the project. As outlined in Senate Bill 792, passed by the 80th Texas Legislature, the corridor underwent a market valuation process, which was a joint effort of NTTA and TxDOT.

Corridor Details

- Project length: Approximately 11.5 miles
- NTTA estimated Phase 2, 3 and 4 costs: \$534.6 million (excluding the cost of future expansions)
- Substantial completion dates:
 - Phase 1 [main lane interchange at SH 183 and frontage roads from North Carrier Parkway to Interstate Highway (I) 20]: TxDOT opened August 2009
 - Phase 2 [two main lanes in each direction from SH 183 to Egyptian Way]: TxDOT opened August 2009
 - Phase 3 [frontage roads and a third main lane in each direction from Conflans Road to North Carrier Parkway]: TxDOT opened April 2010
 - Phase 4 [two main lanes in each direction from North Carrier Parkway to I-20 and interchanges at I-30 and I-20]: Anticipated in fourth quarter 2012
 - Union Pacific Railroad (UPRR) work [railroad crossing at Main Street and Jefferson Road]: Anticipated in second quarter 2012

Milestones

- In February 2010, the Federal Highway Administration announced the SH 161 project had received a \$20 million Transportation Investment Generating Economic Recovery grant allocated through the Transportation Infrastructure Finance and Innovation Act (TIFIA).
- On February 24, 2010, the Texas Transportation Commission authorized TxDOT to enter into a toll equity loan agreement with the NTTA regarding the SH 161 project.
- The NTTA Board formally approved the SH 161 project on February 26, 2010, authorizing a toll equity loan agreement with TxDOT and a commitment of an up-front payment of \$458 million. In addition, the NTTA finalized the railroad agreement with UPRR.
- NTTA issued two notices to proceed (NTPs) for Phase 4 in

February 2010. NTP 2 was for UPRR construction work and NTP 3 was for remaining design work and for construction within the corridor.

- During its April 2010 meeting, the NTTA Board approved designating the SH 161 tolled main lanes project as the Western Extension of the PGBT. The frontage roads will remain SH 161.
- On June 25, 2010, the NTTA made an up-front payment of \$200 million to the Regional Transportation Council.
- Phase 4 design was completed in January 2011.
- On April 28, 2011, the NTTA closed on the financing of the PGBT Western Extension project. The PGBT Western Extension is partially funded by a federal TIFIA program loan of approximately \$418 million under a loan agreement with the U.S. Department of Transportation. The toll equity loan agreement with TxDOT supports the TIFIA loan and SH 161 revenue bonds issued to finance the project.

Corridor Updates

- In downtown Grand Prairie, the south side of the Jefferson Street bridge opened in mid-April. Access from the bridge to both north- and southbound frontage roads also opened at this time.
- Deck pours in several project locations continued through April, including on the I-20 direct connectors, I-20 bridges over Robinson Road and PGBT Western Extension main lane bridges over Warrior Trail.
- Nightly closures continue along I-30 and SH 161 frontage roads for both steel girder and concrete beam erection.
- Earthwork continues on the south end of the project.

Next Steps

- Continue Phase 4 construction.

Project Partners

- TxDOT
- NTTA
- Dallas County
- Irving
- North Central Texas Council of Governments
- Grand Prairie
- UPRR

Corridor Manager

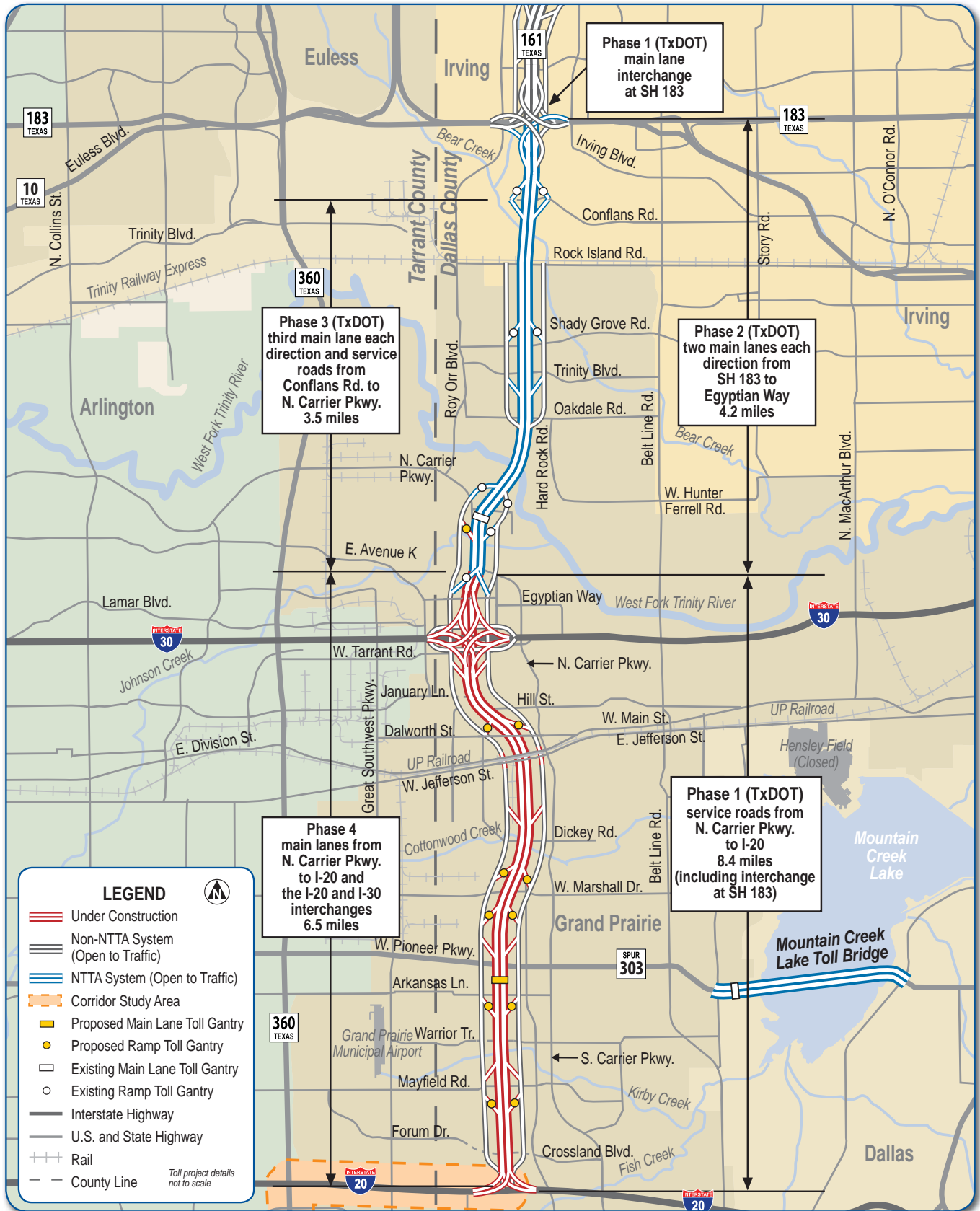
NTTA: Paul Alsina, P.E.
5900 W. Plano Parkway,
Suite 800
Plano, TX 75093
Email: PGBTWE@ntta.org
For information: (972) 628-3116

TxDOT:
Tony Payberah, P.E.
Project Liaison
4777 E. Highway 80
Mesquite, TX 75150
Phone: (214) 319-6537

[Click here to subscribe to project updates](#)

Website: www.ntta.org





President George Bush Turnpike Western Extension (SH 161)

May 2012

Website: www.ntta.org



CHISHOLM TRAIL PARKWAY

Progress Report

North Texas Tollway Authority (NTTA)

May 2012

Chisholm Trail Parkway (CTP) is under construction as a limited-access toll road in southwest Tarrant County and northwest Johnson County. It will extend from Fort Worth's central business district to southwest Fort Worth, continuing south to Cleburne, and provide an alternate north-south alternate route for Interstate Highway (I) 35W. Formerly known as Southwest Parkway (SWP)/Chisholm Trail, the new corridor is expected to open to traffic in mid-2014.

- CTP in Johnson County received environmental clearance in May 2011.
- Financing for CTP was finalized on November 10, 2011.
- Construction of the entire CTP corridor was under way as of December 2011.
- In the fall of 2011, the NTTA implemented three Business Information Groups (B.I.G.) for businesses along Chisholm Trail Parkway. The groups meet as needed and are designed to promote open dialogue between the project team and businesses.

Corridor Details

- Length: Approximately 27.6 miles
- Limits: I-30 to U.S. 67
- Estimated project cost: Approximately \$1.4 billion
- Estimated NTTA cost: \$859.8 million
- Anticipated open-to-traffic dates:
 - Sections 1-2 (except Union Pacific Railroad [UPRR]), 2B, 3B, 4-6: Mid-2014
 - Section 2C (Forest Park Boulevard to south of Hulen Street): Mid-2014
 - Section 3A (TxDOT construction – American Recovery and Reinvestment Act project): Mid-2014

Milestones

- The Federal Highway Administration (FHWA) approved the SWP's Final Environmental Impact Statement Re-evaluation in June 2009.
- The Texas Transportation Commission (TTC) approved additional funding in August 2009 for Section 2C construction related to the formal agreement with UPRR. Construction began on Section 2C April 2010.
- In February 2010, the NTTA Board of Directors authorized an agreement to supplement the State Highway (SH) 161 toll equity loan agreement (TELA) with TxDOT to help fund the SWP/CTP project.
- On October 27, 2010, the SWP/CTP project agreement with TxDOT was executed, and the NTTA Board exercised its first option to develop, finance, construct and operate the CTP toll facility.
- In March 2011, TxDOT held an environmental public hearing about Section 6. The NTTA conducted a public hearing in Cleburne to disclose Section 6 financial information in March 2011.
- On April 15, 2011, the NTTA signed a TELA with TxDOT to advance the financing of the President George Bush Turnpike Western Extension project. NTTA and TxDOT agreed to supplement the TELA to support future financing of the SWP/CTP project. The two projects constitute the NTTA Special Projects System.

Corridor Updates

- Crews began working in the UPRR Davidson Yard in late March to construct the CTP mainline bridges and the Hulen Street bridge across the rail yard.
- Crews working along I-30 and near the Trinity River continue to prepare right of way, install storm drainage systems and construct drill shafts for the CTP bridge structures.
- Crews closed southbound Rogers Road south of Vickery Boulevard to traffic on April 9. Northbound traffic remains one lane of traffic. During the closure, crews will construct the future eastbound frontage road connection to Rogers Road.
- Construction crews have started the initial construction work on the southernmost portion of the Chisholm Trail Parkway in Johnson County. Clearing and grubbing work, along with the geotechnical work that will assist in the final design of the project, are ongoing.

Next Steps

- Continue construction and outreach efforts on CTP.

Project Partners

- Burleson
- Cleburne
- Fort Worth
- Fort Worth and Western Railroad
- Johnson County
- North Central Texas Council of Governments
- TxDOT
- Tarrant County
- UPRR

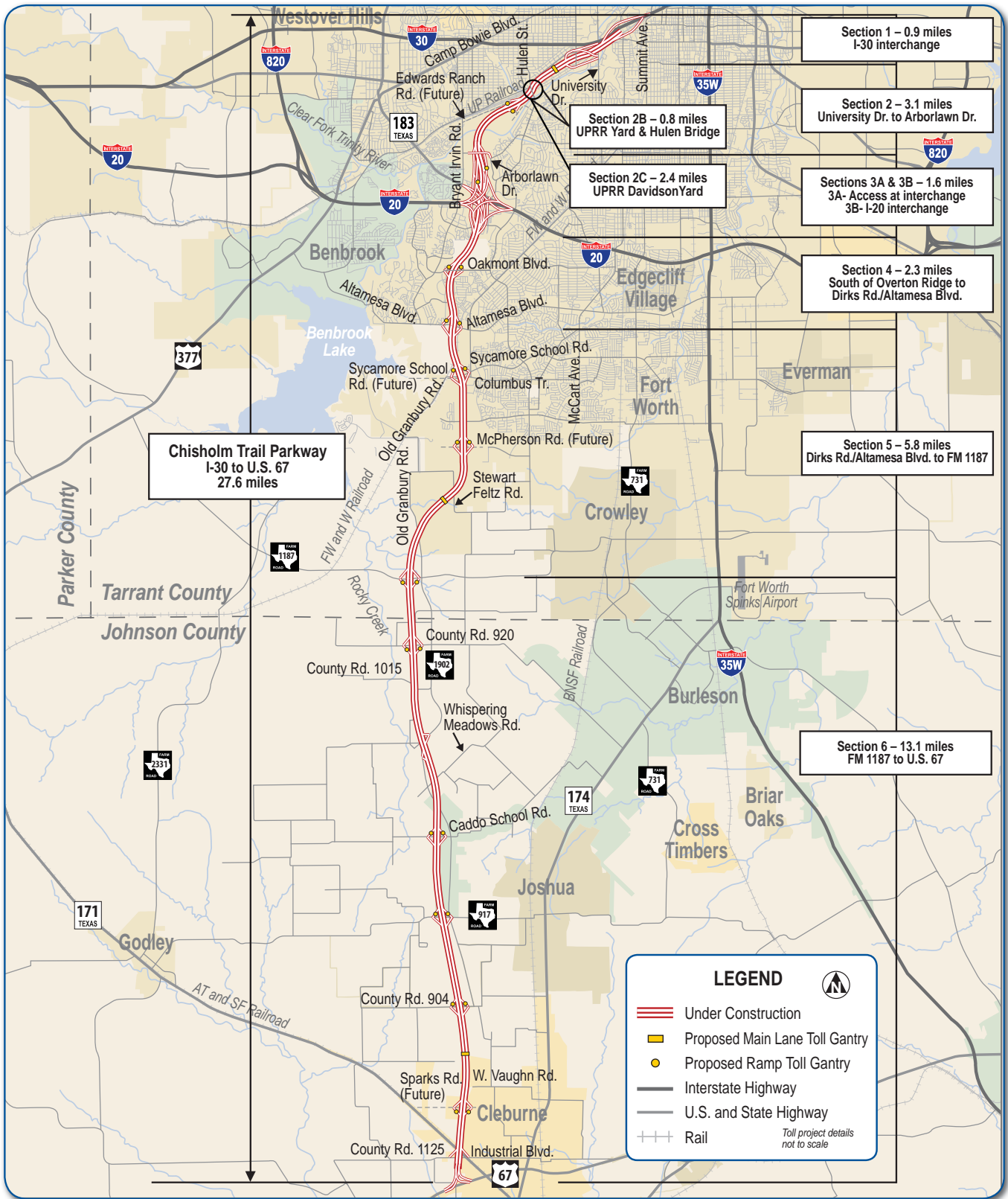
Corridor Manager

Kevin Reilly, P.E.
6115 Camp Bowie Blvd., Suite 298, Fort Worth, TX 76116
Email: ChisholmTrail@ntta.org
For Tarrant County information: (817) 916-5105
For Johnson County information: (817) 202-9384

[Click here to subscribe to project updates](#)

Website: www.ntta.org





Chisholm Trail Parkway Progress Report

Website: www.ntta.org
www.txdot.gov



May 2012

DALLAS NORTH TOLLWAY PHASE 4&5 Progress Report

North Texas Tollway Authority (NTTA)

May 2012

The Dallas North Tollway (DNT) Phase 4 & 5 project could extend the tollway by up to 18 miles north from U.S. 380, providing a link between downtown Dallas and fast-growing cities in Collin and Denton counties.

Corridor Details

- The DNT Phase 4 corridor is planned to extend the tollway north from U.S. 380 to the Collin/Grayson county line. The DNT Phase 5A corridor is expected to extend the DNT from the Collin/Grayson county line to Farm-to-Market (FM) 121 in Grayson County.
- Project limits:
 - Phase 4A (approximately six miles): U.S. 380 to FM 428
 - Phase 4B: (approximately 7.7 miles) FM 428 extending north to the Grayson County line
 - Phase 5A: (approximately 4.3 miles) Extension north of the Grayson County line
- Project length: Approximately 18 miles
- Estimated project cost: To be determined
- Opening date: To be determined

Milestones

- An interlocal agreement (ILA) covering right of way, utility services and northbound service road construction was signed in October 2003 by the NTTA, Collin County and the Town of Prosper. The agreement covers DNT Phase 4A.
- Commissioners courts in Collin and Denton counties approved resolutions in January 2005 designating a preferred alignment along the Denton/Collin county line in Phase 4B. In May 2008, Collin County rescinded its resolution.
- The NTTA began preliminary route studies, schematic design work, environmental documentation and public involvement for Phases 4A, 4B and 5A of the DNT extension project in November 2007.
- On September 17, 2008, the NTTA Board of Directors approved the Phase 4A schematic and environmental assessment.
- The service road that will become the DNT Phase 4A (U.S. 380 to FM 428) northbound frontage road opened to traffic in 2008 as a bi-directional, two-lane facility.
- On March 16, 2009, the NTTA Board approved an expansion of the DNT 4B/5A (FM 428 to FM 121) study area to the west and the north. The expansion captured more of Denton and Grayson counties and a small portion of southeast Cooke County, which enabled the NTTA to identify and preserve right of way for the DNT corridor.

- The NTTA Board selected a “county line” alignment on July 21, 2010, for the DNT Phase 4B/5A extension, from FM 428 in Collin and Denton counties to FM 121 in Grayson County. The NTTA evaluated three alignment options as well as a no-build option.
- A technical work group meeting was held on December 10, 2010, to present schematic and environmental information to representatives from local government agencies.
- Approximately 75 residents attended a public hearing on April 19, 2011, in Celina.
- On June 15, 2011, the NTTA Board approved the schematic design and environmental evaluation for the DNT Phase 4B/5A extension project.

Corridor Updates

- Planning has concluded for all phases of the DNT extension project.

Next Steps

- Ongoing coordination with stakeholders and partners.

Project Partners

- Collin County (4A, 4B)
- Cooke County (5A)
- Denton County (4B)
- Grayson County (5A)
- Celina (4A, 4B)
- North Central Texas Council of Governments (4A, 4B)
- Frisco (4A)
- Pilot Point (4B)
- Prosper (4A)
- Gunter (5A)
- Tioga (5A)
- Grayson County Regional Mobility Authority (5A)
- Sherman-Denison Metropolitan Planning Organization (5A)
- Texoma Council of Governments (5A)
- Texas Department of Transportation (4B,5A)

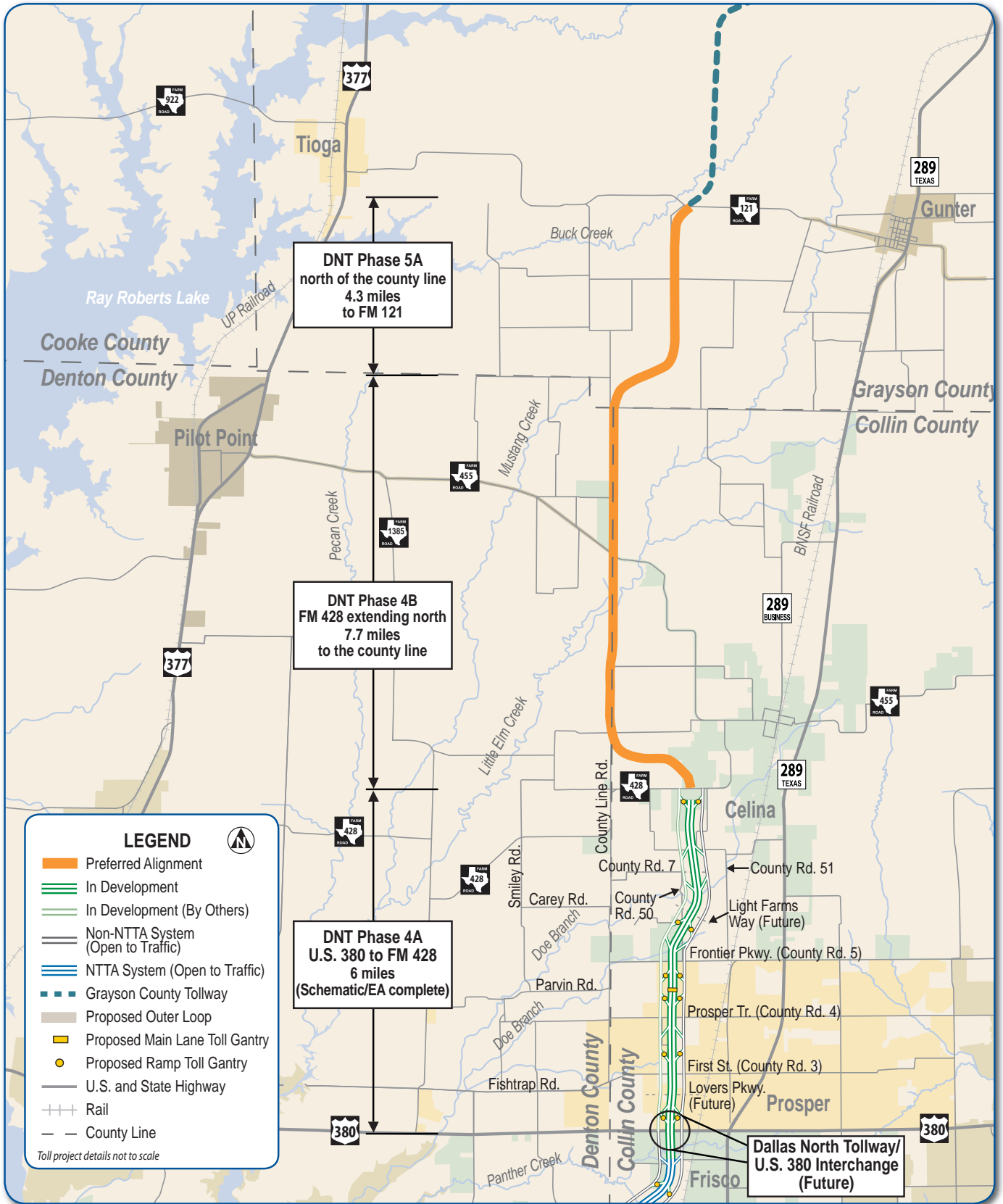
Corridor Manager

Tom Diamond, P.E.
5900 W. Plano Parkway, Suite 800, Plano, TX 75093
Email: DNT45@ntta.org
For information: (972) 628-3116

[Click here to subscribe to project updates](#)

Website: www.ntta.org





May 2012

Dallas North Tollway Phase 4&5 Progress Report

Website: www.ntta.org



May 2012

Introduction

The Texas Department of Transportation (TxDOT) initiated the State Highway (SH) 170 corridor study, conducted preliminary studies, processed environmental reviews, obtained environmental clearance and right of way, and built the existing roadway. The North Texas Tollway Authority (NTTA) is now conducting further studies of the corridor. These studies, which will include a public meeting and a public hearing, will ultimately produce an approved schematic design and environmental documentation. It is anticipated that the environmental analysis will culminate in a "finding of no significant impact." An extension of SH 170 from its current terminus at Interstate Highway (I) 35W to U.S. 287 is shown on the Metropolitan Transportation Plan, Mobility 2035.



Corridor Details

- The North Central Texas Council of Governments' (NCTCOG) long-range Metropolitan Transportation Plan, Mobility 2035, identifies the SH 170 corridor from U.S. 81/U.S. 287 in northern Tarrant County to SH 114 in southern Denton County as ultimately a six-lane toll road.
- Project limits, length:
 - Section 1: SH 114 to I-35W (5.8 miles)
 - Section 2: I-35W to U.S. 81/U.S. 287 (5.5 miles)
- Estimated project cost/estimated NTTA cost: To be determined
- Opening date: To be determined

Milestones

- In November 1989, TxDOT issued a "finding of no significant impact" for the completion of a four-lane, controlled-access facility with six frontage road lanes from SH 114 to I-35W.
- The City of Fort Worth conducted a feasibility study in the late 1980s for the Northpass Freeway from I-35W to SH 199.
- In the early 1990s, TxDOT constructed frontage roads between I-35W and SH 114.
- Hillwood Development performed a preliminary alignment study in 2003 for the SH 170 extension from I-35W to U.S. 287 without a determination of a final alignment.
- In September 2006, at the request of the NCTCOG, the Regional Transportation Council authorized the NTTA to evaluate the toll feasibility of SH 170 as one of five regional toll facilities.
- In September 2007, the NTTA Board of Directors authorized \$1.1 million for "project development services, which include preliminary concept design and environmental documentation" for Section 1 of SH 170 from SH 114 to I-35W.
- In May 2009, the Federal Highway Administration (FHWA) concurred that an environmental assessment was appropriate for Section 1. TxDOT staff then advanced the Section 1 work plan to the Texas Transportation Commission (TTC) for approval.
- In September 2009, the TTC approved the work plan for Section 1.

- The NTTA, in conjunction with TxDOT and the NCTCOG, hosted a work group meeting in October 2009 to discuss the work plan and next steps for Section 1.
- A stakeholders' meeting on September 28, 2010, in Roanoke provided an update about the progress on the schematic design and environmental documentation.
- On November 10, 2011, the NTTA, in conjunction with TxDOT, conducted an open house public meeting on Section 1 of SH 170. The approximately 75 attendees were given an opportunity to review current maps and schematic design plans, and to provide comments about the proposed toll road.

Corridor Updates

- The NTTA continues work on follow-up tasks related to the November 2011 public meeting regarding Section 1 of SH 170. Verbal and written comments received will be included in the public record and will assist the NTTA and TxDOT with planning efforts regarding the proposed corridor.

Next Steps

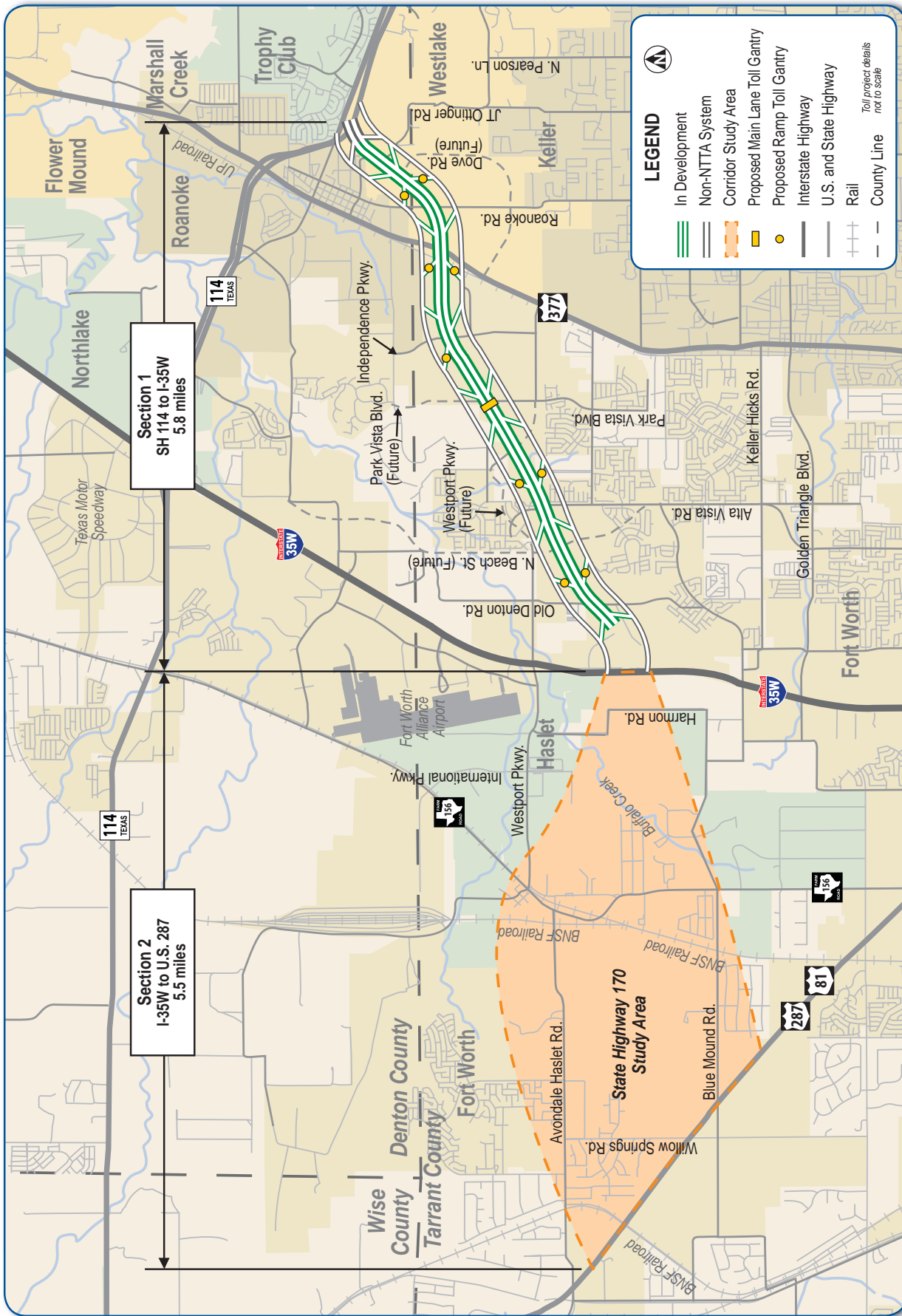
- Obtain FHWA and TxDOT approval of the schematic design and environmental documentation.

Project Partners

- NTTA
- Tarrant County
- Trophy Club
- TxDOT
- Fort Worth
- Westlake
- NCTCOG
- Haslet
- Denton County
- Roanoke

Corridor Contacts

NTTA:	TxDOT:
F. Terry Watson, P.E., AICP	Nazrul Chowdhury, P.E.
5900 W. Plano Parkway,	2501 SW Loop 820,
Suite 800, Plano, TX 75093	Fort Worth, TX 76133
Email: SH170@ntta.org	Email:
For information:	Nazrul.Chowdhury@txdot.gov
(817) 332-0404, ext. 302	Phone: (817) 370-6944



State Highway 170 Progress Report

May 2012

May 2012

Introduction

The Texas Department of Transportation (TxDOT) initiated the State Highway (SH) 360 corridor study, conducted preliminary studies, processed environmental reviews, obtained environmental clearance and right of way to U.S. 287, and built the existing roadway. The North Texas Tollway Authority (NTTA) is now conducting further studies of the corridor. This project is subject to primacy requirements pursuant to Senate Bill 19, passed by the 82nd Texas Legislature. Project partnering meetings are ongoing to advance the project. Section 1 is expected to result in a 9.7-mile extension of the SH 360 main lanes from Green Oaks Boulevard/Kingswood Boulevard in southern Tarrant County to U.S. 287 in northwestern Ellis County and northeastern Johnson County. Two other sections, totaling approximately 11 miles from U.S. 287 to FM 2258 in northeastern Johnson County, are not currently under study.



Corridor Details

- Project limits:
 - President George Bush Turnpike Western Extension (SH 161)/SH 360 Connector (TBD)
 - Section 1: Green Oaks Boulevard to U.S. 287
 - Section 2: U.S. 287 to U.S. 67 (TBD)
 - Section 3: U.S. 67 to FM 2258 (TBD)
- Project length: The SH 360 Connector will be approximately four miles long; Section 1 is approximately 9.7 miles long; Sections 2 and 3 are each approximately 5.5 miles long.
- Estimated project cost: To be determined
- Estimated NTTA cost: To be determined
- Opening date: To be determined

Milestones

- Frontage roads are open on both sides of the Section 1 alignment from Green Oaks Boulevard/Kingswood Boulevard to Heritage Parkway. A frontage road on the west side of the Section 1 alignment is open to two-way traffic from Heritage Parkway to U.S. 287. Portions of the SH 360 main lanes have been built and cross under the railroad bridge located to the south of Heritage Parkway.
- In September 2007, the NTTA Board of Directors approved a resolution authorizing \$1.9 million for Section 1 project development services, including preliminary concept design and environmental documentation.
- On September 24, 2009, the Texas Transportation Commission (TTC) approved the Section 1 work plan.
- The NTTA, TxDOT and the North Central Texas Council of Governments (NCTCOG) began conducting SH 360 stakeholder meetings in September 2009. The last meeting was held in March 2010.
- More than 75 people, along with public officials from Ellis County, Arlington and Cedar Hill, attended a June 24, 2010, public meeting on Section 1. The NTTA and TxDOT conducted the meeting in Mansfield. Attendees reviewed maps and drawings of the proposed alignment, asked questions and provided

verbal and written comments. Project members were on hand to answer the public's questions, and a court reporter was present to record comments.

Corridor Updates

- Section 1 technical work group meetings are ongoing; the most recent meeting was held in May 2012. Representatives from the NTTA, TxDOT, NCTCOG and three municipalities attended. The technical work group plans to continue meeting to review technical issues associated with the project's environmental documentation and schematic.
- The NTTA staff continues to work with project partners on the Section 1 environmental assessment (EA) and schematic.

Next Steps

- Continue to develop the EA for Section 1.
- Conduct public hearing after TxDOT and the Federal Highway Administration review the EA.

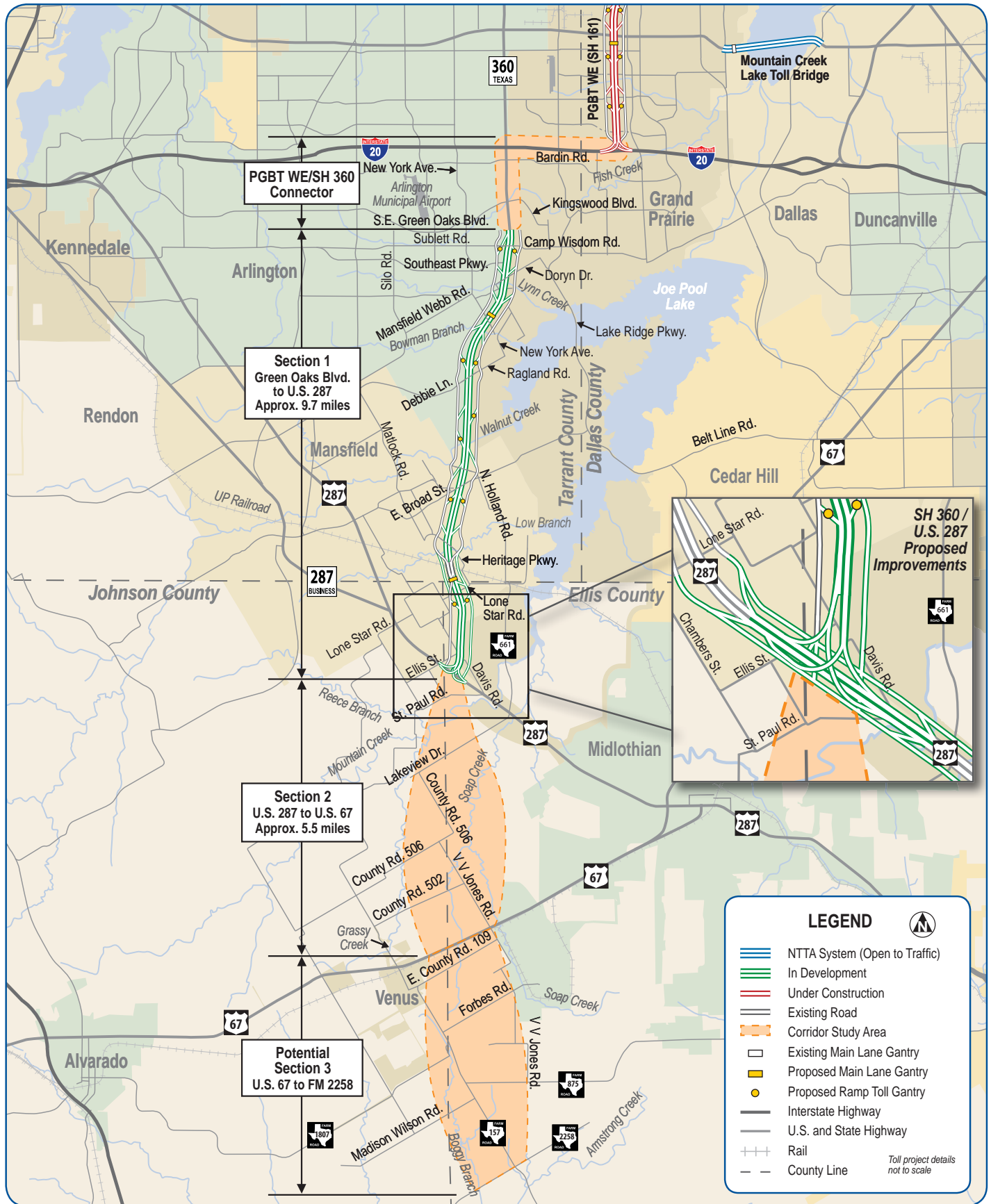
Project Partners

- | | | |
|-----------------|------------------|--------------|
| • NTTA | • Johnson County | • Mansfield |
| • TxDOT | • Tarrant County | • Midlothian |
| • NCTCOG | • Arlington | • Venus |
| • Dallas County | • Cedar Hill | |
| • Ellis County | • Grand Prairie | |

Corridor Contacts

NTTA: Bo Cung, P.E.
 5900 W. Plano Parkway, Suite 800, Plano, TX 75093
 Email: SH360@ntta.org
 For information: (817) 332-0404, ext. 302

TxDOT: Curtis Loftis, P.E.
 2501 SW Loop 820, Fort Worth, TX 76133
 Email: Curtis.Loftis@txdot.gov
 Phone: (817) 370-6807



State Highway 360 Progress Report

May 2012

TRINITY PARKWAY Progress Report

North Texas Tollway Authority (NTTA)

May 2012

The proposed Trinity Parkway will connect Interstate Highway (I) 35E to U.S. 175, providing a new, approximately nine-mile relief route around the west and south sides of Dallas' central business district. The North Texas Tollway Authority (NTTA) is managing ongoing environmental clearance and preliminary engineering efforts to advance the project. This project is subject to primacy requirements pursuant to Senate Bill 19, passed by the 82nd Texas Legislature.

Corridor Updates

- The NTTA continues to manage the development of the additional environmental phase (limited-scope supplemental to the SDEIS).
- The Section 106 Effects Report has been reviewed by the Texas Historical Commission, and follow-up coordination continues. The report is about the project's potential effects on historic eligible resources.
- The limited-scope supplemental was approved by FHWA as "satisfactory" and preparation for a public hearing began on March 7, 2012.

Corridor Details

- Project length: Approximately nine miles
- Estimated comparative cost range for five alternatives: \$1.4 billion to \$2.4 billion
- Detailed costs and funding strategies will be developed after selection of the locally preferred alternative
- Anticipated opening date: To be determined

Milestones

- The Federal Highway Administration (FHWA) approved the Supplemental Draft Environmental Impact Statement (SDEIS) on February 19, 2009.
- The NTTA submitted the initial Section 408 package to the U.S. Army Corps of Engineers (USACE) on May 1, 2009.
- The NTTA, in cooperation with the Texas Department of Transportation (TxDOT), conducted an open house and public hearing about the SDEIS on May 5, 2009, at the Dallas Convention Center Arena.
- FHWA extended the SDEIS public hearing comment period to June 30, 2009.
- Construction plans were completed to the 30-percent level as of May 2009.
- The NTTA submitted a draft geotechnical levee report to the USACE on March 19, 2010.

Next Steps

- A public hearing has been scheduled for May 8, 2012, at the Dallas Convention Center. An open house will begin at 5 p.m. and the formal presentation will begin promptly at 7 p.m., followed by a formal public comment period. The purpose of the hearing is to inform and solicit comments from the public on the schematics for the proposed project alternatives and the Limited Scope Supplemental to the SDEIS for the proposed tolled facility.

Project Partners

- FHWA
- USACE
- TxDOT
- Texas Historical Commission
- North Central Texas Council of Governments
- Dallas County
- Dallas

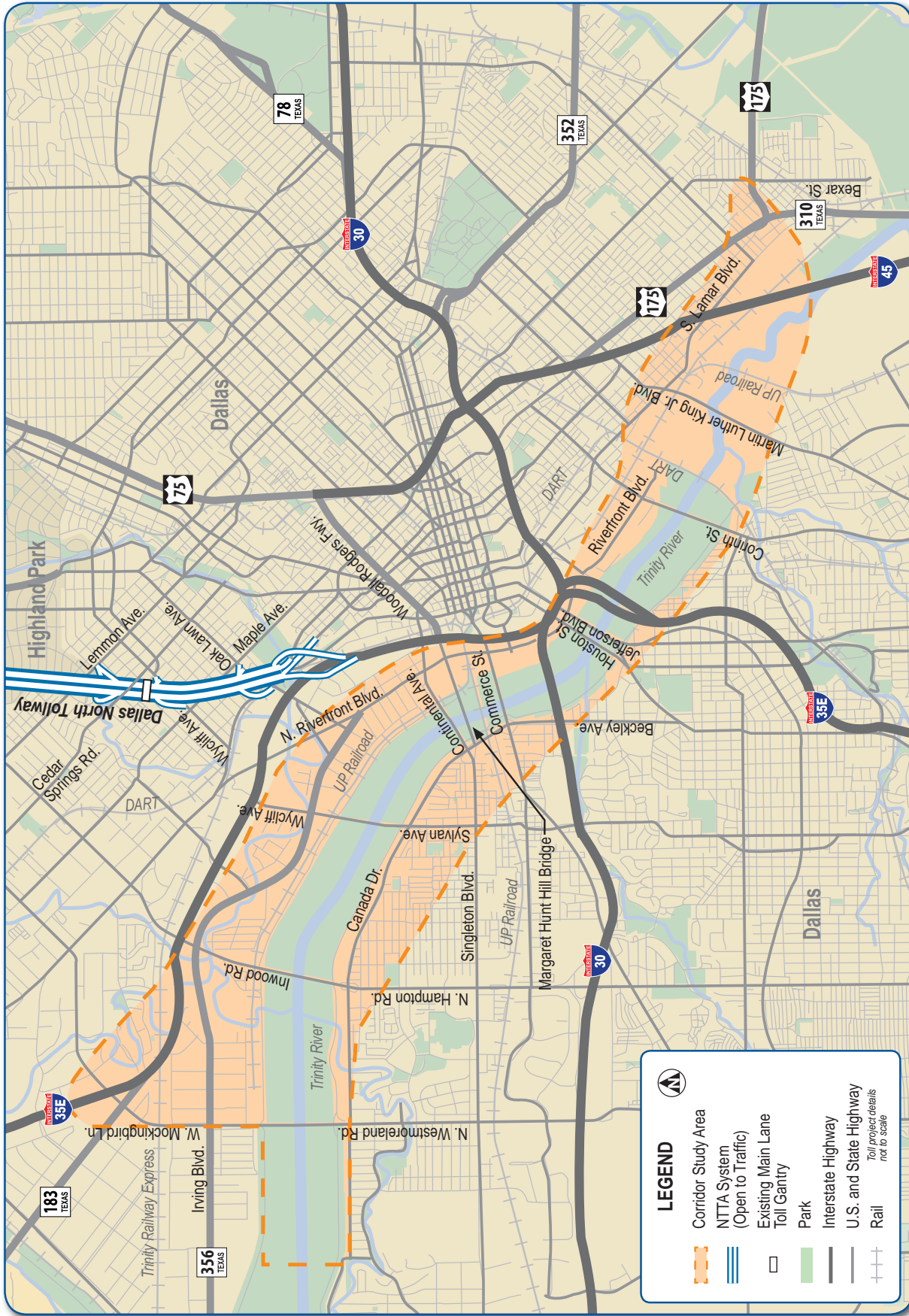
Corridor Manager

Dan Chapman, P.E.
5900 W. Plano Parkway, Suite 800, Plano, TX 75093
Email: TrinityParkway@ntta.org
For information: (972) 628-3041

[Click here to subscribe to project updates](#)

Website: www.ntta.org





Trinity Parkway Progress Report

May 2012



Website: www.ntta.org

May 2012

Introduction

The Texas Department of Transportation (TxDOT) initiated the East Branch/State Highway (SH) 190 corridor study in May 1969 and is processing the project's Environmental Impact Statement (EIS). First, the Federal Highway Administration (FHWA) must review and approve a Draft EIS in order to conduct a public hearing. Following the public hearing, a Final EIS will be prepared to recommend a route alternative. This project is subject to primacy requirements pursuant to Senate Bill 19, passed by the 82nd Texas Legislature.

Corridor Updates

- The East Branch/SH 190 transportation study area extends 11 miles between Interstate Highway (I) 30 and I-20. It would connect the proposed Loop 9 in Dallas County to the Eastern Extension of the President George Bush Turnpike (PGBT).
- The project is part of an outer loop for Dallas County first planned in 1957. In the late 1980s, Dallas County and cities along and near the route conducted a corridor study. In 1994, TxDOT conducted an additional corridor and alignment study that again recommended a route west of Lake Ray Hubbard. In 2000, the North Texas Tollway Authority (NTTA) created a more detailed study to develop the section north of the East Branch/SH 190 project. That section, from SH 78 to I-30, was under construction as the PGBT Eastern Extension. The NTTA opened it to traffic on December 21, 2011.
- Alignment alternatives, including a no-build option, are now identified for detailed analysis in the Draft EIS.
- TxDOT has conducted three public meetings.
- The Draft EIS remains under preparation and review in anticipation of TxDOT conducting an FHWA-approved public hearing.

Project Partners

- TxDOT
- North Central Texas Council of Governments
- NTTA
- Dallas County
- Kaufman County
- Dallas
- Garland
- Mesquite
- Sunnyvale

Corridor Contact

TxDOT
Public Information Office
P.O. Box 133067
Dallas, TX 75313-3067
Phone: (214) 320-4480
www.TheEastBranch.org





Construction Letting Schedule

CORRIDOR	TYPE OF WORK	DEPARTMENT	PROJECT DESCRIPTION	PROJECT NUMBER	PREQUALIFICATION REQUIREMENTS	ADVERTISE DATE	PRE-BID MEETING	BID OPENING DATE	ESTIMATED/ACTUAL BOARD APPROVAL	ESTIMATED/ACTUAL NOTICE TO PROCEED	ORIGINAL CONTRACT COMPLETION DATE	COST MAGNITUDE
NTTA	Maintenance	M	2011 Systemwide Pavement Profiling	03240-NTT-00-CN-MA		8/22/2011	8/30/2011	9/7/2011	N/A - Under \$300K	1/9/2012	2/20/2012	A
NTTA	Maintenance	M	Fuel Tank Dispensing Modifications	03070-MS-00-CN-MA		8/16/2011	8/25/2011	9/12/2011	N/A - Under \$300K	4/2/2012	8/2/2012	A
SRT	Roadway	P	SRT Segment 4 Landscape & Irrigation Improvements	03091-SH121-04-CN-MA		8/24/2011	9/2/2011	9/22/2011	11/16/2011	2/7/2012	7/7/2014	A
PGBT	Maintenance	M	PGBT Segment V Restriping	03252-PGB-00-CN-MA		10/17/2011	10/28/2011	11/9/2011	12/21/2011	3/13/2012	6/16/2012	A
PGBT	Maintenance	M	PGBT @ Alma Drainage Improvements	03201-PGB-01-CN-MA		10/28/2011	11/11/2011	11/16/2011	N/A - Under \$300K	2/13/2012	4/21/2012	A
PGBT	IT/ITS System	I	Fiber Optic Cable Installation for PGBT WE	03191-PGB-00-CN-IT	F	11/15/2011	11/29/2011	12/16/2011	2/22/2012	5/1/2012	TBD	A
SRT	Maintenance	M	SRT Segment 1 Pavement Repairs	03262-SRT-01-CN-MA	BQ	11/23/2011	12/7/2011	1/5/2012	2/22/2012	5/1/2012	8/23/2012	A
SRT	Maintenance	M	SRT/I-35E Sand Stockpile Site Development	03049-SRT-01-CN-MA	BQ	11/9/2011	11/29/2011	1/6/2012	2/22/2012	5/1/2012	9/23/2012	A
DNT	Maintenance	M	Bridge Deck Repair DNT	03288-DNT-01-CN-MA	BQ	12/6/2011	12/20/2011	1/11/2012	2/22/2012	5/1/2012	5/23/2012	A
SRT	Maintenance	M	SRT Trailblazer Replacement	03295-SH121-00-CN-MA	BQ	1/19/2012	2/2/2012	2/10/2012	N/A - Under \$300K	4/30/2012	9/23/2012	A
DNT	Maintenance	M	DNT Wall Panel Repair	03319-DNT-03-CN-MA	BQ	1/27/2012	2/6/2012	2/15/2012	N/A - Under \$300K	5/1/2012	5/23/2012	A
MCLB	Maintenance	M	Total Routine Maintenance: MCLB	03290-MLC-00-CN-MA	F	1/6/2012	1/20/2012	2/16/2012	BIDS REJECTED			A
PGBT	Maintenance	M	PGBT/I-35E Wall Joint Separation Repair	02986-PGB-04-CN-MA	F	2/13/2012	2/27/2012	3/12/2012	4/18/2012	6/4/2012	8/4/2012	A
NTTA	Maintenance	M	2012 Pavement Profiling	03318-NTT-00-CN-MA	BQ	2/23/2012	3/6/2012	3/16/2012	4/18/2012	6/1/2012	9/1/2012	A
SRT	Roadway	P	Woodland Mitigation Project for SRT	03200-SRT-04-CN-PM	N	2/20/2012	3/5/2012	3/19/2012	N/A - Under \$300K	6/14/2012	10/25/2013	A
PGBT	Gantries	P	PGBT Ramp Gantries Phase 2 (Post ALL ETC)	03214-PGB-00-CN-PM	F	4/6/2012	4/20/2012	5/4/2012	6/20/2012	7/9/2012	7/1/2013	A
SRT	Roadway	P	SRT Segment 5 Landscape & Irrigation Improvements	03090-SH121-05-CN-MA	AFQ	4/11/2012	4/25/2012	5/17/2012	7/18/2012	8/20/2012	1/20/2015	A
PGBT	Roadway	P	PGBT Eastern Extension Landscape & Irrigation Improvements (Section 28)	02435-PGB-06-CN-MA	AFQ	6/1/2012	6/6/2012	6/28/2012	8/15/2012	9/15/2012	9/15/2014	A
PGBT	Roadway	P	PGBT Eastern Extension Landscape & Irrigation Improvements (Section 29)	02942-PGB-06-CN-MA	AFQ	6/1/2012	6/6/2012	6/28/2012	8/15/2012	9/15/2012	9/15/2014	A
PGBT	Roadway	P	PGBT Eastern Extension Landscape & Irrigation Improvements (Section 30-32)	02943-PGB-06-CN-MA	AFQ	6/1/2012	6/6/2012	6/28/2012	8/15/2012	9/15/2012	9/15/2014	A
SRT	Maintenance	M	SRT Segment 1 Pavement Repairs NB @ Josey/Main Street Exit	TBD	BQ	6/4/2012	6/19/2012	7/5/2012	8/15/2012	10/1/2012	2/1/2013	A
NTTA	Maintenance	M	Systemwide Guide Sign Replacement	03392-NTT-00-CN-MA	BQ	7/20/2012	8/3/2012	8/10/2012	9/19/2012	11/1/2012	5/1/2013	A
NTTA	Maintenance	M	2012 Systemwide Erosion Mitigation	03368-NTT-00-CN-MA	BQ	TBD	TBD	TBD	TBD	TBD	TBD	A
SRT	Maintenance	M	SRT Segments 2 & 3 Frontage Road Restriping	TBD	BQ	TBD	TBD	TBD	TBD	TBD	TBD	A
NTTA	Maintenance	M	2012 Systemwide Bridge Repairs	TBD	BQ	TBD	TBD	TBD	TBD	TBD	TBD	A
LLTB	Maintenance	M	LLTB Sand Stockpile Site Development	TBD	BQ	TBD	TBD	TBD	TBD	TBD	TBD	A
PGBT	Roadway	P	PGBT Eastern Extension Sand Stockpile Site Development	TBD	BQ	TBD	TBD	TBD	TBD	TBD	TBD	A

Prequalifications Key: AFQ – NTTA Application for AFQ - see SP 0.025 in Proposal Book at advertisement for any special requirements, certifications, personnel and/or performance criteria
 BQ – Full prequalifications have been waived, however, a Bidder's Questionnaire must be on file with TxDOT
 F – Must be fully prequalified by TxDOT
 N – No prequalification requirements

Department Key: M - Maintenance P - Project Delivery I - Information Technology
 Cost Magnitude Key: A - \$0 - \$10M B - \$10 - \$25M C - \$25 - \$50M D - \$50 - \$75M E - \$75 - \$100M F - Over \$100M

PGBT	President George Bush Turnpike
DNT	Dallas North Tollway
MCLB	Mountain Creek Lake Toll Bridge
AATT	Addison Airport Toll Tunnel
LLTB	Lewisville Lake Toll Bridge
CTP	Chisholm Trail Parkway
SRT	Sam Rayburn Tollway
NTTA	Systemwide Project



NTTA Program Summary As of March 31, 2012



	Corridor Name	Estimate Level	Total Estimate	NTTA Costs	Total Incurred	Reimbursements to NTTA to Date	Admin		Planning		Design		Construction		Tolling		Others (ROW acquisition, Utility relocation & Contingencies)	
							Estimate	Incurred to Date	Estimate	Incurred to Date	Estimate	Incurred to Date	Estimate	Incurred to Date	Estimate	Incurred to Date	Estimate	Incurred to Date
Capital Improvements	Project Delivery		\$98,225,838	\$98,225,838	\$64,722,284	\$155,956		\$8,231,988		\$266,719		\$7,026,367		\$28,972,772		\$10,400,127		
NTTA System Construction Projects	DNT Phase 3	A	\$264,000,000	\$264,000,000	\$255,746,637		\$3,898,300	\$2,669,564		\$3,372,058	\$11,642,620	\$14,702,396	\$213,560,700	\$225,161,156	\$6,189,270	\$6,525,919	\$28,709,110	\$3,315,544
	Lewisville Lake Toll Bridge	A	\$126,923,904	\$122,173,178	\$117,462,512	\$4,708,449	\$2,311,542	\$4,795,076	\$234,110	\$645,743	\$7,073,736	\$7,210,986	\$105,857,008	\$103,629,498	\$547,800	\$619,660	\$10,899,708	\$561,549
	PGBT Eastern Extension	C	\$958,000,000	\$538,912,000	\$561,969,972	\$161,058,000	\$14,596,997	\$28,083,830	\$14,501,941	\$3,063,133	\$30,549,825	\$24,112,617	\$656,018,629	\$389,654,368	\$7,562,608	\$3,450,983	\$234,770,000	\$113,605,041
	Sam Rayburn Tollway	E	\$638,810,700	\$638,810,700	\$599,085,513	\$14,047,513	\$13,510,118	\$26,128,980		\$10,449,996	\$43,968,075	\$40,705,155	\$438,010,110	\$492,674,996	\$20,405,414	\$9,668,218	\$122,916,983	\$19,458,168
	DNT 4th Lane	E	\$86,050,174	\$86,050,174	\$155,529		\$1,995,163	\$16,954	\$1,596,131	\$138,575	\$6,384,522		\$72,091,901				\$3,982,457	
	DNT/PGBT Interchange & Ramp Modifications	E	\$100,098,708	\$100,098,708	\$432,485		\$2,261,514	\$365,407	\$1,809,211	\$67,078	\$7,236,844		\$68,921,576				\$19,869,563	
	PGBT Widening between I-35E and SH 78	A	\$78,343,976	\$78,343,976	\$3,696,313		\$3,360,743	\$1,183,615	\$956,145	\$201,544	\$4,780,727	\$2,299,991	\$62,728,936	\$11,163	\$722,604		\$5,794,821	
Special System Construction Projects	PGBT Western Extension (SH 161)	C	\$546,598,381	\$534,598,381	\$324,527,846		\$16,192,714	\$17,402,296	\$5,196,492	\$6,152,992	\$14,520,140	\$3,010,226	\$461,904,130	\$294,108,259	\$12,146,440	\$2,101,548	\$36,638,465	\$1,752,525
	Chisholm Trail Parkway	A	\$1,397,143,856	\$859,792,883	\$261,870,217	\$48,410,052	\$38,681,458	\$27,419,877	\$17,914,320	\$14,447,893	\$54,965,803	\$39,897,891	\$857,016,245	\$96,160,960	\$11,144,870	\$54,612	\$417,421,160	\$83,888,984
Corridors Under Study	DNT Phase 4A	F			\$3,135,475	\$14,120		\$1,915,396		\$1,129,446		\$90,633						
	DNT Phase 4B/5A	F			\$4,227,684			\$2,255,849		\$1,971,835								
	SH 170	F			\$4,429,288			\$3,007,984		\$1,371,076		\$50,228						
	SH 360	F			\$5,655,321			\$3,372,160		\$2,258,706		\$24,455						
	Trinity Parkway	E	\$1,788,839,702		\$31,760,345	\$25,033,924	\$46,201,732	\$6,961,958	\$30,801,154	\$921,635	\$123,204,618	\$23,753,797	\$1,171,143,705		\$10,841,476		\$406,647,017	\$122,955
	SH 190/East Branch	F																

Notes:

Pending contract values have not historically been included in the Monthly Corridor Program Status.

This report shows costs incurred against NTTA contracts.

Dollar values are rounded to the nearest even dollar, creating a potential for a \$1 discrepancy in summed numbers.

PGBT EE: TxDOT's portion of PGBT Eastern Extension is \$413,800,000. Contract 02067 with TxDOT includes a toll equity grant of \$160,270,000 to be used initially to discharge ROW and utility associated costs. The cities of Garland (02071), Rowlett (02072) and Sachse (02066) are participating in the \$160,270,000 toll equity grant with contributions to TxDOT for 10 percent of the ROW costs for acquisition within their respective city limits.

Chisholm Trail Parkway: Currently TxDOT's portion of the cost is \$154,311,413, ARRA funding provides \$116,655,337 and the City of Fort Worth's portion of the cost at this time is approximately \$59,476,000. NCTCOG through TxDOT is allocating \$205,470,000.

Trinity Parkway: The total project estimate listed at \$1,788,839,702 is based on Alternative 3c, which is one of the alternatives under consideration at this time. The Alternative 3c estimate has merely been included in this instance as a representative value for all the alternatives under consideration.

SH 190/East Branch: No monthly Corridor Program Status report provided at this time; under TxDOT development.

Legend	Information is not available	Level F = Feasibility	Administration = PMO and corridor management
	<i>Italic: Updated total estimate and/or NTTA cost</i>	Level E = Schematic	Planning = Environmental, schematic, traffic and revenue services
		Level D = 30% Design	Design = Final design services
		Level C = 60% Design	Construction = Construction and construction management
		Level B = 90% Design	Tolling Equipment = Electronic tolling and intelligent transportation system equipment
		Level A = 100% or Engineer's Estimate	Other (ROW) = ROW and utility purchase and management



Capital Improvement Program Status As of March 31, 2012

All-Electronic Toll Collection Conversion



Work Breakdown Structure			Estimate	Contract Actions					Expenditures	Summary Report	
Description	Contract Number	Contractor/Consultant	Contract Award	Contract Changes	Committed Contract Value	Number Of Contract Changes	Percent Change	Costs Incurred	Estimate At Completion	Status	Percent Incurred
All-ETC Program											
Administration (includes Corridor Management and Legal)			\$12,619,000								
Program Management	02005-NTT-00-PS-AD : TO 602	HNTB Corporation	\$123,971		\$123,971			\$123,971	\$123,971	**	100.0%
Program Management	02005-NTT-00-PS-AD : TO 606	HNTB Corporation	\$32,709		\$32,709			\$32,709	\$32,709	**	100.0%
Administration and Support Services	02005-NTT-00-PS-AD : WA 01 OP	HNTB Corporation	\$247,000		\$233,641	1		\$233,641	\$233,641	**	94.6%
Program Management	02005-NTT-00-PS-AD : WA 05 AD	HNTB Corporation	\$317,000	-\$63,200	\$253,800	1	-19.94%	\$253,800	\$253,800	*	100.0%
Program Management FY-2008	02005-NTT-00-PS-AD : WA 11-01 PM	HNTB Corporation	\$2,039,600	-\$536,551	\$1,503,049	1	-26.31%	\$1,503,049	\$1,503,049	**	100.0%
Program Management FY-2009	02005-NTT-00-PS-AD : WA 13 PM	HNTB Corporation	\$3,393,155	-\$1,590,399	\$1,802,756	2	-46.87%	\$1,802,756	\$1,802,756	**	100.0%
Program Management FY-2010	02005-NTT-00-PS-AD : WA 15 PM	HNTB Corporation	\$915,340	\$433,705	\$1,349,045	4	47.38%	\$1,349,045	\$1,349,045	**	100.0%
Program Management FY-2011	02005-NTT-00-PS-AD : WA 17 PM	HNTB Corporation	\$242,400	\$38	\$242,438	2	0.02%	\$51,547	\$51,547	**	21.3%
Project Management	02058-NTT-00-PS-EN : TO 01	Atkins North America, Inc.	\$75,000	-\$145	\$74,855	1	-0.19%	\$74,855	\$74,855	**	100.0%
Production Management FY-2008	02058-NTT-00-PS-EN : WA 08	Atkins North America, Inc.	\$33,401		\$33,401			\$33,401	\$33,401	**	100.0%
Production Management FY-2009	02058-NTT-00-PS-EN : WA 09 ETC	Atkins North America, Inc.	\$502,918	-\$400,230	\$102,688	2	-79.58%	\$102,688	\$102,688	**	100.0%
Production Management FY 2010	02058-NTT-00-PS-EN : WA 10	Atkins North America, Inc.	\$90,500	-\$21,599	\$68,901	1	-23.87%	\$68,901	\$68,901	**	100.0%
Project Management FY 2008	02360-NTT-00-PS-PM	Atkins North America, Inc.	\$241,233		\$241,233	1		\$179,973	\$179,973	*	74.6%
Project Management FY 2009	02624-NTT-00-PS-AD : WA 01	Atkins North America, Inc.	\$471,409	-\$121,642	\$349,767	2	-25.80%	\$349,767	\$349,767	*	100.0%
Project Management FY 2010	02624-NTT-00-PS-AD : WA 02	Atkins North America, Inc.	\$551,609	-\$67,153	\$484,456	1	-12.17%	\$484,456	\$484,456	*	100.0%
Technical Support	DNT-544 : WA 2008-09 ETC	CDM Smith, Inc.	\$7,717		\$7,717			\$7,717	\$7,717	*	100.0%
Traffic & Revenue Studies	DNT-544 : WA 2008-10	CDM Smith, Inc.	\$320,300		\$320,300			\$266,719	\$266,719	*	83.3%
SUBTOTAL			\$9,605,262	-\$2,367,176	\$7,238,086	19		\$6,918,995			
DNT Segments 1-4 - MLG & Ramp ETC Conversion											
Administration (includes Corridor Management and Legal)											
Program Management FY-2011	02005-NTT-00-PS-AD : WA 17 PM	HNTB Corporation	\$816,000	\$76	\$816,076	5	0.01%	\$640,035	\$640,035	**	78.4%
Design			\$5,850,000								
DNT Segment 1 - Design of Ramp Toll Plazas	02107-DNT-01-PS-EN	Half Associates, Inc.	\$658,132	\$337,739	\$995,871	5	51.32%	\$995,871	\$995,871	**	100.0%
DNT Segment 2 - MLG Conversion	02294-DNT-02-PS-PM : TO 01	Lamb-Star Engineering, LP	\$685,539	\$427,500	\$1,113,039	1	62.36%	\$1,113,039	\$1,113,039	**	100.0%
DNT Segments 2 & 3 - MLG Ramps	02295-DNT-00-PS-PM : TO 02	Kimley-Horn & Associates, Inc.	\$800,481	\$584,717	\$1,385,198	3	73.05%	\$1,385,198	\$1,385,198	**	100.0%
DNT Segment 4 - MLG and Ramp Conversion	02296-DNT-04-PS-PM	Half Associates, Inc.	\$336,000	-\$132,017	\$203,983	3	-39.29%	\$203,983	\$203,983	**	100.0%
DNT Segment 3 - MLG Conversion	02301-DNT-03-PS-PM	Michael Baker Jr., Inc.	\$497,246	\$340,799	\$838,045	3	68.54%	\$838,045	\$838,045	**	100.0%
Construction (includes Construction Management)			\$40,950,000								
Segment 1 - Ramp Plaza Asbestos Survey/Environmental Assessment	02023-NTT-00-PS-MA : TO 55	Jacobs Engineering Group, Inc.	\$9,200		\$9,200			\$7,991	\$7,991	**	86.9%
Online Plan Room Services	02344-NTT-00-GS-PM	Thomas Reprographics, Inc.	\$12,015		\$12,015			\$12,015	\$12,015	**	100.0%
DNT Segments 1 - 4 Utility Coordination Support	02671-NTT-00-PS-PM : WA 02	U.S. Right of Way Acquisition Company, Inc.	\$158,200	\$25,100	\$183,300	3	15.87%	\$164,764	\$164,764	**	89.9%
Ramp Plaza and MLG Construction Management	02843-DNT-00-PS-PM : WA 01	Kellogg Brown & Root Services, Inc.	\$957,800	\$107,726	\$1,065,526	3	11.25%	\$1,058,017	\$1,065,526	**	99.3%
DNT Fiber Optic Relocation	02857-DNT-00-CN-IT	Power Engineers, Inc.	\$1,198,995	\$150,247	\$1,349,242	3	12.53%	\$1,155,522	\$1,349,242	*	85.6%
DNT Segment 2 & MLG-3 Fabrication & Delivery of Steel	02861-DNT-00-CN-PM	AUI Contractors, LLC	\$1,252,530		\$1,252,530			\$1,252,530	\$1,252,530	*	100.0%
DNT Segment 4 - Ramp Gantry Construction	02865-DNT-04-CN-PM	Rebcon, Inc.	\$2,789,215	-\$15,812	\$2,773,403	11	-0.57%	\$2,605,676	\$2,773,403	**	94.0%
DNT Segment 3 - Ramp Gantry Construction	02866-DNT-03-CN-PM	Austin Bridge & Road, LP	\$753,152	-\$75,786	\$677,366	5	-10.06%	\$635,897	\$677,366	**	93.9%
DNT Segment 1 - Ramp Gantry ETC Conversion	02867-DNT-01-CN-PM	Gibson & Associates, Inc.	\$6,187,637	\$170,324	\$6,357,961	37	2.75%	\$5,552,095	\$6,363,177	**	87.3%
DNT Segments 2 & 3 - MLG and Ramp Gantry Construction	02868-DNT-00-CN-PM	Austin Bridge & Road, LP	\$12,273,061	\$810,921	\$13,083,981	16	6.61%	\$11,813,485	\$13,141,981	**	90.3%
DNT Segments 1 - 3 Construction Management Services	02937-DNT-00-PS-PM : WA 01-01	McDonough Associates, Inc.	\$954,614	\$81,534	\$1,036,148	1	8.54%	\$936,933	\$1,036,148	**	90.4%
DNT Segment 2 and MLG-3 Electrical	03002-DNT-00-UR-PM	Denton County Electric Cooperative, Inc.	\$7,650		\$7,650			\$6,143	\$6,143	*	80.3%
DNT Segment 2 and MLG-3 Gas	03004-DNT-00-UR-PM	Oncor Electric Delivery Co.	\$8,437	\$2,288	\$10,725	1	27.12%	\$6,146	\$10,725	**	57.3%
DNT ETC Utility Services	03194-DNT-02-UR-PM	Atmos Energy Corporation, Inc.	\$121,839		\$121,839			\$116,037	\$116,037	**	100.0%
Miscellaneous Costs (Advertising, Equipment & Installation)	Multiple Contracts/Purchase Orders	Multiple Providers	\$36,029		\$36,029			\$36,029	\$36,029	**	100.0%
ITS and Toll Gantry Equipment			\$4,500,000								
All-ETC Conversion Work: Access Control and CCTV	02105-NTT-00-GS-IT	Securenet, Inc.	\$148,334		\$148,334			\$148,334	\$148,334	**	100.0%
Vehicle Enforcement System (VES) Intelligent Cameras	02786-NTT-00-GS-IT : TO 03	JAI, Inc.	\$1,225,361		\$1,225,361			\$1,225,361	\$1,225,361	**	100.0%
Uninterruptible Power Supplies	02902-NTT-00-GS-IT	Falcon Electric, Inc.	\$212,644		\$212,644			\$212,644	\$212,644	**	100.0%
Gantry Equip. Brackets & Racked Chassis Fabrication	02989-NTT-00-GS-IT	Hydro Fabrication, Inc.	\$57,140		\$57,140			\$57,140	\$57,140	**	100.0%
Cisco Network Equipment	02997-DNT-00-IL-IT	Southwestern Bell Telephone Co.	\$293,743		\$293,743			\$202,610	\$202,610	**	69.0%
ETC Network Equipment	02998-NTT-00-IL-IT	Graybar Electric Co., Inc.	\$352,127		\$352,127			\$318,139	\$318,138	**	90.3%
ETC VTC Adapter Equipment	03009-NTT-00-GS-IT	Zalmen Reiss & Associates, Inc.	\$60,678		\$60,678			\$20,446	\$20,446	*	33.7%
ITS Equipment	03031-NTT-00-GS-IT	Transcore Holdings, Inc.	\$1,037,500		\$1,037,500			\$1,037,500	\$1,037,500	**	100.0%
All-ETC Conversion Consulting	03139-NTT-00-IL-IT : TO 05	Go IT Services, Inc.	\$56,854		\$56,854			\$56,854	\$56,854	**	100.0%
Miscellaneous Costs (Advertising, Equipment & Installation)	Multiple Contracts/Purchase Orders	Multiple Providers	\$305,156		\$305,156			\$305,156	\$305,156	**	100.0%
SUBTOTAL			\$34,263,309	\$2,815,356	\$37,078,664	100		\$34,003,598			
Mountain Creek Lake Bridge - MLG ETC Conversion & Pavement Approach											
Design			\$180,000								
MLG Conversion and Pavement Approach	02023-NTT-00-PS-MA : WA 131	Jacobs Engineering Group, Inc.	\$96,010		\$96,010			\$67,667	\$67,667	**	70.5%
MLG Conversion	02294-DNT-02-PS-PM : TO 02	Lamb-Star Engineering, LP	\$71,580	\$47,500	\$119,080	1	66.36%	\$119,080	\$119,080	**	100.0%
Construction (includes Construction Management)			\$390,000								
Construction Management Services	02418-NTT-00-PS-PM : WA 06	HDR Engineering, Inc.	\$20,466		\$20,466	1		\$19,214	\$19,214	**	93.9%
Construction and Modification Services	02936-MCL-00-CN-MA	Gibson & Associates, Inc.	\$97,322	-\$14,528	\$82,793	2	-14.93%	\$82,793	\$82,793	**	100.0%
ITS and Toll Gantry Equipment			\$180,000								
Uninterruptible Power Supplies	02902-NTT-00-GS-IT	Falcon Electric, Inc.	\$7,574		\$7,574			\$7,574	\$7,574	**	100.0%
ETC Network Equipment	02998-NTT-00-IL-IT	Graybar Electric Co., Inc.	\$12,857		\$12,857			\$12,857	\$12,857	**	100.0%
ETC VTC Adapter Equipment	03009-NTT-00-GS-IT	Zalmen Reiss & Associates, Inc.	\$5,056		\$5,056			\$1,704	\$1,704	*	33.7%
ITS Hardware and Software	Purchase Order	Multiple Providers	\$9,556		\$9,556			\$9,556	\$9,556	**	100.0%
SUBTOTAL			\$320,421	\$32,972	\$353,392	4		\$320,445			

(Continued on next page)

Note: The Estimate at Completion includes all currently committed contract values, as well as any pending contract values.

Monthly Project Delivery Report - May 2012

* Indicates contract is closed
** Indicates contract is inactive pending closure

Estimate At Completion for closed or inactive contracts is equal to the Costs Incurred 26



Capital Improvement Program Status As of March 31, 2012

All-Electronic Toll Collection Conversion



Work Breakdown Structure			Estimate	Contract Actions					Expenditures	Summary Report		
Description	Contract Number	Contractor/Consultant		Contract Award	Contract Changes	Committed Contract Value	Number Of Contract Changes	Percent Change	Costs Incurred	Estimate At Completion	Status	Percent Incurred
Addison Airport Tunnel - MLG ETC Conversion												
Design												
MLG Conversion	02295-DNT-00-PS-PM : TO 01	Kimley-Horn & Associates, Inc.	\$420,000	\$199,398	\$175,471	\$374,869	3	88.00%	\$374,869	\$374,869	**	100.0%
Construction (includes Construction Management)												
All-ETC Construction and Modifications	02863-AAT-00-CN-PM	Gibson & Associates, Inc.	\$150,000	\$221,572	-\$23,248	\$198,324	5	-10.49%	\$198,324	\$198,324	*	100.0%
Construction Management Services	02937-DNT-00-PS-PM : WA 01-02	McDonough Associates, Inc.		\$29,524		\$29,524			\$29,476	\$29,476	**	99.8%
Miscellaneous Costs (Advertising & Reproduction)	Multiple Contracts/Purchase Orders	Multiple Providers		\$4,741		\$4,741			\$4,741	\$4,741		100.0%
ITS and Toll Gantry Equipment												
Uninterruptible Power Supplies	02902-NTT-00-GS-IT	Falcon Electric, Inc.	\$180,000	\$15,169		\$15,169			\$15,169	\$15,159	**	100.0%
Cisco Network Equipment	02997-DNT-00-IL-IT : TO 05	Southwestern Bell Telephone Co.		\$6,257		\$6,257			\$4,316	\$4,316	**	69.0%
ETC Network Equipment	02998-NTT-00-IL-IT	Graybar Electric Co., Inc.		\$25,749		\$25,749			\$25,749	\$25,749	**	100.0%
ETC VTC Adapter Equipment	03009-NTT-00-GS-IT	Zalmen Reiss & Associates, Inc.		\$2,528		\$2,528			\$852	\$852	*	33.7%
SUBTOTAL				\$504,938	\$152,223	\$657,161	8		\$653,496			
PGBT - MLG 6 to MLG 10 & Ramps ETC Conversion												
Administration (includes Corridor Management and Legal)												
Program Management FY-2012	02005-NTT-00-PS-AD : WA 19-04 PM	HNTB Corporation		\$267,339		\$267,339				\$267,339		
Design												
Rate Signage for Ramps	02023-NTT-00-PS-MA : WA 106	Jacobs Engineering Group, Inc.	\$1,400,000	\$82,284		\$82,284			\$65,787	\$65,787	*	80.0%
Rate Signage for Main Lane Gantries	02023-NTT-00-PS-MA : WA 108	Jacobs Engineering Group, Inc.		\$27,290		\$27,290			\$25,555	\$25,555	**	93.6%
Main Lane Gantries 6-10	02462-PGB-00-PS-PM	Othon, Inc.		\$500,000		\$500,000	1		\$499,991	\$499,991	**	100.0%
Ramps, Phases 1 & 2 Gantries	02463-PGB-00-PS-PM	Lina T. Ramey and Associates, Inc.		\$749,999	\$109,784	\$859,783	1	14.64%	\$727,667	\$837,451		84.6%
Construction (includes Construction Management)												
Phase 1 Construction Management Services	02056-NTT-00-PS-EN : WA 64	Kellogg Brown & Root Services, Inc.		\$267,253	\$25,667	\$292,920	2	9.60%	\$292,920	\$292,920	*	100.0%
Sign Installation	02218-PGB-00-CN-MA : WO 05 CO5	Highway Technologies, LP		\$252,552		\$252,552			\$252,552	\$252,552	*	100.0%
Online Plan Room Services	02344-NTT-00-GS-PM : TO 08	Thomas Reprographics, Inc.		\$5,814		\$5,814			\$5,814	\$5,814	**	100.0%
Phase 1 Construction	02607-PGB-00-CN-PM	Gibson & Associates, Inc.		\$2,780,492	\$58,162	\$2,838,654	9	2.09%	\$2,838,654	\$2,838,654	*	100.0%
Miscellaneous Costs (Advertising & Reproduction)	Multiple Purchase Orders	Multiple Providers		\$5,041		\$5,041			\$5,041	\$5,041		100.0%
ITS and Toll Gantry Equipment												
All-ETC Conversion work: Access Control and CCTV	02105-NTT-00-CS-IT : WA 54	Securenet, Inc.		\$58,958	-\$21,091	\$37,867	2	-35.77%	\$37,867	\$37,867	*	100.0%
Remove Inactive CCTV & Access Control Equip. (30 Ramps)	02105-NTT-00-CS-IT : WA 115	Securenet, Inc.		\$24,677		\$24,677			\$24,677	\$24,677	**	100.0%
MLG All-ETC Implementation	02289-NTT-00-GS-IT : TO 01	Southwestern Bell Telephone Co.		\$150,350		\$150,350			\$150,350	\$150,350	**	100.0%
Uninterruptible Power Supply	02458-SH121-00-GS-IT : TO 04	Falcon Electric, Inc.		\$55,224		\$55,224			\$55,224	\$55,224	*	100.0%
Uninterruptible Power Supply	02617-SH121-00-GS-IT	Falcon Electric, Inc.		\$197,047		\$197,047			\$197,047	\$197,047	*	100.0%
PGBT All-ETC Implementation	02776-NTT-00-GS-MA : TO 02	3M Company		\$4,818		\$4,818			\$4,818	\$4,818	**	100.0%
Vehicle Enforcement System (VES) Intelligent Cameras	02786-NTT-00-GS-IT : TO 04	JAI, Inc.		\$854,092		\$854,092			\$854,092	\$854,092		100.0%
Gantry Equipment Brackets & Racked Chassis Fabrication	02989-NTT-00-GS-IT : TO 05	Hydro Fabrication, Inc.		\$49,286		\$49,286			\$49,286	\$49,286		100.0%
ETC Network Equipment	02998-NTT-00-IL-IT : TO 07	Graybar Electric Co., Inc.		\$39,267		\$39,267			\$39,267	\$39,267	**	100.0%
Teleconverters for Video Tolling Cameras	03007-NTT-00-GS-IT : TO 01	Zalmen Reiss & Associates, Inc.		\$36,274		\$36,274			\$36,274	\$36,274	**	100.0%
SmartNet	03130-NTT-00-GS-IT : TO 01	Southwestern Bell Telephone Co.		\$13,086		\$13,086			\$13,086	\$13,086		100.0%
Uninterruptible Power Supplies (UPS)	03292-NTT-00-IL-IT : TO 01	Falcon Electric, Inc.		\$58,820		\$58,820			\$58,820	\$58,820	**	100.0%
VES Alternative Development	CIF-143 : TO 03	Information Methods, Inc.		\$84,902		\$84,902			\$84,902	\$84,902	*	100.0%
ETC Conversion	DNT-383	Electronic Transaction Consultants Corp.		\$552,525		\$552,525			\$552,525	\$552,525		100.0%
ETC Conversion, PGBT	DNT-483 : TO 01	Transcore Holdings, Inc.		\$1,170,455		\$1,170,455			\$1,170,455	\$1,170,455	*	100.0%
ITS Hardware and Software	Multiple Contracts/Purchase Orders	Multiple Providers		\$2,357,577		\$2,357,577			\$2,357,577	\$2,357,577		100.0%
Miscellaneous Costs (Advertising, Equipment & Installation)	Multiple Contracts/Purchase Orders	Multiple Providers		\$1,051,899		\$1,051,899			\$1,051,899	\$1,051,899		100.0%
SUBTOTAL				\$11,697,321	\$172,522	\$11,869,843	15		\$11,452,147			
TOTAL												
Reimbursements to NTTA												
Replace & Relocate Existing Water, Wastewater Lines	03044-DNT-00-IL-PM	City of Dallas Water Utilities		\$155,956		\$155,956			\$155,956	\$155,956		
SUBTOTAL				\$155,956		\$155,956			\$155,956			
TOTAL PROJECT DELIVERY COSTS				\$80,399,000	\$56,235,295	\$805,897		1.43%	\$53,192,725			
All-ETC Backoffice System Support (Not Part of Project Delivery Budget)				\$12,201,000								
TOTAL NTTA PROJECT BUDGET				\$92,600,000								

Note: The Estimate at Completion includes all currently committed contract values, as well as any pending contract values.



Monthly Corridor Program Status As of March 31, 2012

Lewisville Lake Toll Bridge



Work Breakdown Structure			Estimate	Contract Actions					Expenditures	Summary Report		
Description	Contract Number	Contractor/Consultant	Level A	Contract Award	Contract Changes	Committed Contract Value	Number Of Contract Changes	Percent Change	Costs Incurred	Estimate At Completion	Status	Percent Incurred
Administration (Includes Corridor Management and Legal)			\$2,311,542									
GEC Services	02005-NTT-00-PS-AD : WA 05 EN	HNTB Corporation		\$516,764	\$502,496	\$1,019,260	5	97.24%	\$1,019,250	\$1,019,250	**	100.0%
PMO Project Management	02005-NTT-00-PS-AD : WA 09 PM	HNTB Corporation		\$111,200	-\$23,638	\$87,562	2	-21.26%	\$87,562	\$87,562	**	100.0%
PMO Project Management FY-2008	02005-NTT-00-PS-AD : WA 10-09 PM	HNTB Corporation		\$1,104,795	-\$199	\$1,104,596	1	-0.02%	\$1,104,596	\$1,104,596	**	100.0%
PMO Project Management FY-2009	02005-NTT-00-PS-AD : WA 12-09 PM	HNTB Corporation		\$898,356	\$80,665	\$979,021	2	8.98%	\$979,021	\$979,021	**	100.0%
PMO Project Management FY-2010	02005-NTT-00-PS-AD : WA 15-03 PM	HNTB Corporation		\$57,454	\$61,411	\$118,865	4	106.89%	\$118,865	\$118,865	**	100.0%
PMO Project Management FY-2011	02005-NTT-00-PS-AD : WA 17-03 PM	HNTB Corporation		\$108,000	-\$14	\$107,986	5	-0.01%	\$107,487	\$107,487	**	99.5%
PMO Project Management FY-2012	02005-NTT-00-PS-AD : WA 19-07 PM	HNTB Corporation		\$33,586		\$33,586			\$33,586	\$33,586	**	100.0%
Production Management Services	02058-NTT-00-PS-EN : WA 04 LLB	Atkins North America, Inc.		\$7,281		\$7,281	1		\$7,281	\$7,281	**	100.0%
Production Management Services	02058-NTT-00-PS-EN : WA 08 LLB	Atkins North America, Inc.		\$85,151		\$85,151			\$85,151	\$85,151	**	100.0%
GEC Services	DNT-357 : WA 01	HNTB Corporation		\$155,805		\$155,805			\$91,833	\$91,833	*	58.9%
GEC Services	DNT-357 : WA 05	HNTB Corporation		\$1,505,071	-\$411,600	\$1,093,472	3	-27.35%	\$1,093,472	\$1,093,472	*	100.0%
Legal Services	DNT-525	Locke Lord Bissell & Liddell, LLP		\$62,182		\$62,182			\$62,182	\$62,182	**	100.0%
Miscellaneous Costs (Advertising, Postage & Delivery, Public Event Expense, etc.)	Multiple Contracts/Purchase Orders	Multiple Providers		\$38,376		\$38,376			\$38,376	\$38,376	**	100.0%
SUBTOTAL				\$4,684,021	\$209,121	\$4,893,143	23		\$4,795,076			
Planning			\$234,110									
Planning Services	02005-NTT-00-PS-AD : TO 163 LLB	HNTB Corporation		\$43,111		\$43,111			\$43,111	\$43,111	**	100.0%
3D Presentation Update	02005-NTT-00-PS-AD : TO 264	HNTB Corporation		\$32,407		\$32,407			\$32,407	\$32,407	**	100.0%
Sketch Level Analysis	DNT-244 : WA 04-01	CDM Smith, Inc.		\$7,000		\$7,000			\$7,000	\$7,000	*	100.0%
Environmental Assessment Support	DNT-454 : TO 04	Half Associates, Inc.		\$54,542		\$54,542			\$54,542	\$54,542	*	100.0%
Investment Grade T&R Study	DNT-544 : WA 2005-03	CDM Smith, Inc.		\$394,520	\$54,000	\$421,869	1	13.69%	\$421,869	\$421,869	*	94.1%
Miscellaneous Technical Support (On-Call)	DNT-544 : WA 2007-21 LLB	CDM Smith, Inc.		\$9,000		\$9,000			\$8,782	\$8,782	*	97.6%
Miscellaneous Financing Costs	Multiple Contracts/Purchase Orders	Multiple Providers		\$316,063		\$316,063			\$78,032	\$199,750		24.7%
SUBTOTAL				\$856,643	\$54,000	\$910,643	1		\$645,743			
Design			\$7,073,736									
Aesthetics	02005-NTT-00-PS-AD : TO 144	HNTB Corporation		\$57,829		\$57,829			\$57,829	\$57,829	**	100.0%
Landscape On-Call Support	02005-NTT-00-PS-AD : TO 321	HNTB Corporation		\$8,525		\$8,525			\$8,525	\$8,525	**	100.0%
Landscape Design	02005-NTT-00-PS-AD : WA 17 MA	HNTB Corporation		\$19,662		\$19,662	1		\$19,662	\$19,662	**	100.0%
Sections 4-6 PS&E	02031-LLB-00-PS-EN	Bridgfarmer & Associates, Inc.		\$1,500,000	\$155,337	\$1,655,337	2	10.36%	\$1,655,337	\$1,655,337	**	100.0%
Section 2 Toll Plaza Design	02069-LLB-00-PS-EN	Half Associates, Inc.		\$548,032	\$7,400	\$555,432	2	1.35%	\$555,432	\$555,432	*	100.0%
Section 1 PS&E	DNT-429	Binkley & Barfield, Inc.		\$472,257	\$114,860	\$587,117	7	24.32%	\$587,117	\$587,117	*	100.0%
Section 3 PS&E	DNT-430	Dannenbaum Engineering Corp.		\$713,645	\$168,345	\$881,990	9	23.59%	\$881,990	\$881,990	*	100.0%
Section 2 PS&E	DNT-503	Aecom USA, Inc.		\$1,677,215	\$1,768,404	\$3,445,619	15	105.44%	\$3,441,152	\$3,441,152	*	99.9%
Miscellaneous Costs (Advertising, Reproduction, etc.)	Multiple Purchase Orders	Multiple Providers		\$3,942		\$3,942			\$3,942	\$3,942	**	100.0%
SUBTOTAL				\$5,001,107	\$2,214,346	\$7,215,453	36		\$7,210,986			
Construction (Includes Construction Management)			\$105,857,008									
Toll Booth Procurement	02001-DNT-00-CN-EN : TO 02	Rebcon, Inc.		\$420,286		\$420,286			\$243,077	\$243,077	**	57.8%
Construction Support Services	02005-NTT-00-PS-AD : TO 164	HNTB Corporation		\$19,983		\$19,983			\$19,983	\$19,983	**	100.0%
Section 2 Construction	02030-LLB-00-CN-EN	Jensen Construction Co.		\$92,949,892	\$5,112,437	\$98,062,329	48	5.50%	\$96,346,277	\$96,792,329	**	98.3%
Construction Management-Toll Booth Procurement	02056-NTT-00-PS-EN : WA 14-02	Kelloq Brown & Root Services, Inc.		\$10,103	-\$8,745	\$1,358	1	-86.56%	\$1,358	\$1,358	**	100.0%
Construction Management & Materials Testing	02058-NTT-00-PS-EN : WA 01	Atkins North America, Inc.		\$5,923,878	\$51,625	\$5,975,502	4	0.87%	\$5,975,502	\$5,975,502	**	100.0%
Material Inspection & Testing Services	02166-NTT-00-IL-EN : TO 04 LLB	TxDOT		\$101,321		\$101,321			\$101,321	\$101,321	**	100.0%
Online Plan Room Services	02344-NTT-00-GS-PM : TO 11	Thomas Reprographics, Inc.		\$134		\$134			\$134	\$134	**	100.0%
MSE Wall Independent Design Check	02547-NTT-00-PS-PM : TO 04	Terracon Consultants, Inc.		\$1,545		\$1,545			\$1,545	\$1,545	*	100.0%
MSE Wall & Bridge Foundation Assessments	02589-NTT-00-PS-PM : WA 02-02	Atkins North America, Inc.		\$66,109	-\$28,801	\$37,308	3	-43.57%	\$37,308	\$37,308	**	100.0%
Electric Facilities Extension at 4150-B W. Eldorado Pkwy	02701-LLB-02-GS-PM	Oncor Electric Delivery Co.		\$46,217		\$46,217			\$46,217	\$46,217	*	100.0%
Construction of Adjacent Roadway Improvements	02738-LLB-00-IL-PM	Town of Little Elm		\$601,700		\$601,700			\$601,700	\$601,700	**	100.0%
Landscaping & Irrigation Improvements	02792-LLB-00-CN-MA	Superscapes Landscapes, Inc.		\$66,600	-\$944	\$65,656	1	-1.42%	\$65,656	\$65,656	**	100.0%
Pre-Construction Activities	DNT-520 : WA 03 LLB	Atkins North America, Inc.		\$180,172		\$180,172			\$180,163	\$180,163	**	100.0%
Miscellaneous Costs (Advertising, Reproduction, etc.)	Multiple Purchase Orders	Multiple Providers		\$9,257		\$9,257			\$9,257	\$9,257	**	100.0%
SUBTOTAL				\$100,397,197	\$5,125,572	\$105,522,768	57		\$103,629,498			
ITS and Toll Gantry Equipment			\$547,800									
ITS Hardware and Software	Multiple Purchase Orders	Multiple Providers		\$289,805		\$289,805			\$289,805	\$289,805	**	100.0%
Procurement & Installation of ITS Equipment & Software	02105-NTT-00-CS-IT : WA 57	Securenet, Inc.		\$83,519	\$4,600	\$88,119	1	5.51%	\$88,119	\$88,119	*	100.0%
IT Building CCTV/Access Control	02105-NTT-00-CS-IT : WA 58	Securenet, Inc.		\$9,150		\$9,150			\$9,150	\$9,150	*	100.0%
MLG Surveillance PTZ Cameras	02105-NTT-00-CS-IT : WA 59	Securenet, Inc.		\$6,515		\$6,515			\$6,515	\$6,515	*	100.0%
Fiber Optic Cable	02289-NTT-00-GS-IT : TO 03	Southwestern Bell Telephone Co.		\$2,840		\$2,840			\$2,840	\$2,840	**	100.0%
Fiber Optic Cable Installation	02437-LLB-02-CN-IT	MasTec North America, Inc.		\$154,029	\$426	\$154,456	1	0.28%	\$154,456	\$154,456	*	100.0%
CCTV Cameras, AXIS Network Cameras	02733-NTT-00-GS-IT : TO 02	Southern Computer Warehouse		\$28,791		\$28,791			\$28,791	\$28,791	*	100.0%
ITS Servers & Equipment Enclosures	02910-NTT-00-GS-IT : TO 02	Graybar Electric Co., Inc.		\$11,475		\$11,475			\$11,475	\$11,475	*	100.0%
Installation of Loops, Brackets, AVI & VES Cameras	DNT-483 : TO 02	Transcore Holdings, Inc.		\$28,509		\$28,509			\$28,509	\$28,509	*	100.0%
SUBTOTAL				\$614,633	\$5,026	\$619,660	2		\$619,660			
Others (ROW, Utilities, etc.)			\$995,719									
Utility Adjustments	Multiple Contracts	Multiple Providers		\$30,744	\$79,822	\$110,566	2	259.63%	\$110,566	\$110,566	*	100.0%
Sections 1 & 3 ROW Coordination	DNT-520 : WA 01	Atkins North America, Inc.		\$417,000		\$417,000			\$417,000	\$417,000	**	100.0%
Sections 1 & 3 Utility Relocation Coordination	DNT-520 : WA 02	Atkins North America, Inc.		\$34,000		\$34,000			\$33,983	\$33,983	**	100.0%
SUBTOTAL				\$481,744	\$79,822	\$561,566	2		\$561,549			
Construction Contingency			\$9,903,989									
TOTAL				\$126,923,904	\$7,687,887	\$134,611,792	121		\$131,754,063			
Reimbursements to NTTA			\$4,750,726									
GEC Services, HNTB	FSF-75 : TO 01	Denton County		\$921,605		\$921,605			\$874,008	\$874,008	**	
ROW Coordination, Atkins North America, Inc.	FSF-75 : TO 02	Denton County		\$417,000		\$417,000			\$417,000	\$417,000	**	
Design Services, Bridgfarmer	FSF-75 : TO 03	Denton County		\$1,650,000		\$1,650,000			\$1,655,337	\$1,655,337	**	
Design Services, B&B and Dannenbaum	FSF-75 : TO 04	Denton County		\$1,427,271		\$1,427,271			\$1,427,271	\$1,427,271	**	
Utility Coordination, Atkins North America, Inc.	FSF-75 : TO 05	Denton County		\$34,000		\$34,000			\$33,983	\$33,983	**	
Adjacent Roadway Improvements	FSF-75 : TO 06	Denton County		\$300,850		\$300,850			\$300,850	\$300,850	**	
SUBTOTAL				\$4,750,726		\$4,750,726			\$4,708,449			
TOTAL NTTA COSTS				\$122,173,178	\$7,687,887	\$139,861,065	121		\$136,462,512			

Note: The Estimate at Completion includes all currently committed contract values, as well as any pending contract values.



Monthly Corridor Program Status As of March 31, 2012

President George Bush Turnpike Eastern Extension



Work Breakdown Structure			Estimate	Contract Actions					Expenditures	Summary Report		
Description	Contract Number	Contractor/Consultant	Level C	Contract Award	Contract Changes	Committed Contract Value	Number Of Contract Changes	Percent Change	Costs Incurred	Estimate At Completion	Status	Percent Incurred
ITS and Toll Gantry Equipment			\$7,562,608									
System Infrastructure - Fiber Optics												
Fiber Optic Cable Installation	03040-PGB-06-CN-IT	MasTec North America, Inc.		\$556,084	\$22,697	\$578,781	2	4.08%	\$474,857	\$578,781		82.0%
ITS System Components												
Provide/Install Fixed IP Cameras on ITS CCTV Poles	02105-NTT-00-CS-IT : WA 105	Securenet, Inc.		\$507,346	\$6,837	\$514,183	1	1.35%	\$514,183	\$514,183	**	100.0%
CCTV and Access Control Equipment Installation	02105-NTT-00-CS-IT : WA 106, 107, 108	Securenet, Inc.		\$72,004		\$72,004			\$72,004	\$72,004	**	100.0%
Gantry Equipment Brackets & Racked Chassis Fabrication	02989-NTT-00-GS-IT : TO 07	Hydro Fabrication, Inc.		\$7,042		\$7,042			\$7,042	\$7,042		100.0%
Consulting Services FY 2011-2012	03139-NTT-00-IL-IT : TO 01 B	Go IT Services, Inc.		\$151,571	\$16,383	\$167,954	1	10.81%	\$151,571	\$167,954	*	90.2%
Axis Fixed Cameras	03173-NTT-00-GS-IT : TO 01	Medwed Enterprises, Inc.		\$103,398		\$103,398			\$103,398	\$103,398	*	100.0%
DMS Signs	03241-PGB-00-IL-IT	Skyline Products, Inc.		\$249,889		\$249,889			\$249,889	\$249,889		100.0%
LED Display Equipment	03242-NTT-00-IL-IT	Skyline Products, Inc.		\$12,595		\$12,595			\$12,595	\$12,595		100.0%
Vaisala Roadway Weather Information Systems & Software	03251-NTT-00-IL-IT : TO 01	Consolidated Traffic Controls, Inc.		\$38,713		\$38,713			\$38,713	\$38,713		100.0%
LC Implementation	CIF-143 : TO 01	Information Methods, Inc.		\$8,600		\$8,600			\$8,600	\$8,600		100.0%
Miscellaneous Costs (Advertising)	Purchase Order	Multiple Providers		\$1,033		\$1,033			\$1,033	\$1,033		100.0%
ETC System Components												
Vehicle Enforcement System (VES) Intelligent Cameras	02786-NTT-00-GS-IT : TO 06	JAI, Inc.		\$315,002		\$315,002			\$315,002	\$315,002		100.0%
Enclosure	02910-NTT-00-GS-IT : TO 03	Graybar Electric Co., Inc.		\$494		\$494			\$494	\$494	*	100.0%
AVI Antennae	03031-NTT-00-GS-IT : TO 05	Transcore Holdings, Inc.		\$21,600		\$21,600			\$21,600	\$21,600		100.0%
Uninterruptible Power Supplies	03110-NTT-00-IL-IT : TO 01	Falcon Electric, Inc.		\$92,040		\$92,040			\$92,040	\$92,040		100.0%
Cabinets and Rails	03121-NTT-00-IL-IT : TO 01	Graybar Electric Co., Inc.		\$201,110		\$201,110			\$201,110	\$201,110		100.0%
Rittal A/C Wall Units	03122-NTT-00-GS-IT : TO 01	Cole-Parmer Instrument Company		\$33,670		\$33,670			\$33,670	\$33,670		100.0%
Raynox Teleconverters	03272-NTT-00-IL-IT : TO 01	Altex Electronics, Ltd.		\$5,920		\$5,920			\$5,920	\$5,920		100.0%
Cable and Installation Supplies	03273-NTT-00-IL-IT : TO 01	Altex Electronics, Ltd.		\$29,803		\$29,803			\$29,803	\$29,803		100.0%
Uninterruptible Power Supplies (UPS)	03292-NTT-00-IL-IT : TO 02	Falcon Electric, Inc.		\$47,056		\$47,056			\$47,056	\$47,056		100.0%
RITE System Components	DNT-383 : TO 44	Electronic Transaction Consultants Corp.		\$77,114		\$77,114			\$77,114	\$77,114		100.0%
Miscellaneous Costs (Advertising, Equipment)	Multiple Purchase Orders	Multiple Providers		\$214,324		\$214,324			\$214,324	\$214,324		100.0%
Network & Backoffice												
Dell PowerEdge M910	03075-NTT-00-IL-IT : TO 01	Austin Ribbon & Computer Supplies, Inc.		\$27,831		\$27,831			\$27,831	\$27,831		100.0%
Cisco Network Equipment (DIR-SDD-1368)	03256-PGB-00-IL-IT	Southwestern Bell Telephone Co.		\$443,751		\$443,751			\$434,290	\$443,751		97.9%
Enterprise Systems Storage for CSC Upgrade & Video Storage	03334-NTT-00-IL-IT : TO 01	EMC Corporation		\$316,844		\$316,844			\$316,844	\$316,844		100.0%
SUBTOTAL				\$3,534,834	\$45,917	\$3,580,751	4		\$3,450,983			
Others (ROW, Utilities, etc.)			\$160,270,000									
Utility Adjustments	Multiple Contracts	Multiple Providers		\$356,958	\$15,462	\$372,420	1	4.33%		\$372,420		
Utility Adjustments	Multiple Contracts	Multiple Providers		\$14,408,244	\$518,521	\$14,926,766	8	3.60%	\$10,466,820	\$10,466,820	**	70.1%
Utility Adjustments	Multiple Contracts	Multiple Providers		\$8,427,747	-\$94,547	\$8,333,200	7	-1.12%	\$6,343,291	\$6,343,291	*	76.1%
Utility Relocation Construction Management Services	02056-NTT-00-PS-EN : WA 36	Kellogg Brown & Root Services, Inc.		\$264,343	-\$183,503	\$80,840	1	-69.42%	\$80,840	\$80,840	*	100.0%
Archeology Survey	02383-PGB-06-PS-PM	Geomarine, Inc.		\$272,604	\$57,838	\$330,442	7	21.22%	\$330,442	\$330,442	**	100.0%
Moving of Historic Coyle House	02432-PGB-03-CN-PM	AUI Contractors, LLC		\$786,930	\$62,590	\$849,520	5	7.95%	\$849,520	\$849,520	*	100.0%
Mitigation Banking Credits for Impacts to Waters & Wetlands	02511-PGB-06-GS-PM	South Fork Trinity River Mitigation Bank		\$1,128,600		\$1,128,600			\$1,128,600	\$1,128,600	*	100.0%
Additional Mitigation Banking Credits for Impacts to Waters & Wetlands	02779-PGB-06-GS-PM	South Fork Trinity River Mitigation Bank		\$364,888		\$364,888			\$364,888	\$364,888	*	100.0%
Section 29 Woodland Mitigation	02860-PGB-06-CN-PM	Valleycrest Landscape Development, Inc.		\$237,972		\$237,972			\$224,526	\$237,972		94.3%
ROW Acquisition Consultant	DNT-520	Atkins North America, Inc.		\$5,218,111		\$5,218,111	1		\$5,218,111	\$5,218,111	**	100.0%
ROW Coordination	DNT-520 : WA 06 EE	Atkins North America, Inc.		\$2,835,423		\$2,835,423			\$2,834,563	\$2,834,563	**	100.0%
ROW & Utility Coordination & Utility Inspection Services	DNT-520 : WA 07 EE	Atkins North America, Inc.		\$1,718,443	\$416,747	\$2,135,190	4	24.25%	\$2,135,190	\$2,135,190	**	100.0%
ROW Acquisition & Associated Costs	Multiple Contracts/Purchase Orders	Multiple Providers		\$81,286,660		\$81,286,660			\$81,286,660	\$81,286,660		100.0%
Emergency Repairs of 18" Force Main Valve	Multiple Purchase Orders	City of Rowlett		\$29,969		\$29,969			\$29,969	\$29,969	**	100.0%
Miscellaneous Asbestos Abatement Costs	Multiple Contracts	Multiple Providers		\$2,146,054	\$321,377	\$2,467,430	16	14.98%	\$2,270,490	\$2,270,490	*	92.0%
Miscellaneous Costs (Advertising, Travel Expense, etc.)	Multiple Contracts/Purchase Orders	Multiple Providers		\$41,131		\$41,131			\$41,131	\$41,131		100.0%
SUBTOTAL				\$119,524,077	\$1,114,485	\$120,638,562	50		\$113,605,041			
Construction Contingency			\$74,500,000									
TOTAL			\$958,000,000	\$569,138,958	\$23,374,991	\$592,513,951	482		\$561,969,972			
Reimbursements to NTTA			\$165,558,000									
Toll Equity Agreement ¹	02067-PGB-06-IL-EN	TxDOT		\$160,270,000		\$160,270,000	2		\$160,270,000	\$160,270,000	*	
Design & Construction Accommodations	02072-PGB-06-IL-EN	City of Rowlett		\$788,000		\$788,000			\$788,000	\$788,000	*	
SUBTOTAL				\$161,058,000		\$161,058,000	2		\$161,058,000			
Work Performed by Others			\$253,530,000									
TOTAL NTTA COSTS			\$538,912,000	\$408,080,958	\$23,374,991	\$431,455,951	484		\$400,911,972			

Note: TxDOT's portion of PGBT Eastern Extension is \$413,800,000. ¹ Contract 02067 with TxDOT includes a toll equity grant of \$160,270,000 to be used initially to discharge ROW and utility associated costs. The cities of Garland (02071), Rowlett (02072) and Sachse (02066) are participating in the \$160,270,000 toll equity grant with contributions to TxDOT for 10 percent of the ROW costs for acquisition within their respective city limits. The Estimate at Completion includes all currently committed contract values, as well as any pending contract values.



Monthly Corridor Program Status As of March 31, 2012

Sam Rayburn Tollway



Description	Contract Number	Contractor/Consultant	Level E	Contract Actions					Expenditures	Summary Report		
				Contract Award	Contract Changes	Committed Contract Value	Number Of Contract Changes	Percent Change		Costs Incurred	Estimate At Completion	Status
Segment 4 Construction	02448-SH121-04-CN-PM	Webber, LLC		\$219,856,215	-\$9,762,812	\$210,093,403	131	-4.44%	\$200,186,453	\$210,093,403	*	95.3%
DNT/SRT Sand Stockpile Facility	02508-SH121-00-CN-MA	Rebcon, Inc.		\$2,084,065	-\$74,855	\$2,009,209	7	-3.59%	\$1,985,446	\$1,985,446	*	98.8%
MSE Wall Forensic Testing	02510-NTT-00-PS-PM : TO 2510-02	Kleinfelder Central, Inc.		\$4,064		\$4,064			\$4,064	\$4,064	*	100.0%
MSE Wall Independent Design Check	02547-NTT-00-PS-PM : TO 01	Terracon Consultants, Inc.		\$30,678		\$30,678			\$30,678	\$30,678	*	100.0%
Segment 3 and 4 Fiber Optic Cable Installation	02554-SH121-03-CN-IT	MasTec North America, Inc.		\$422,843	\$103,998	\$526,840	2	24.59%	\$526,840	\$526,840	*	100.0%
Segment 5 Construction	02559-SH121-05-CN-PM	Williams Brothers Construction Co., Inc.		\$79,431,355	\$1,401,801	\$80,833,156	54	1.76%	\$71,941,126	\$80,833,156	*	89.0%
Exchange Parkway Improvements	02578-SH121-03-CN-PM	Texas Sterling Construction, LP		\$15,905,895	-\$112,372	\$15,793,523	19	-0.71%	\$15,793,523	\$15,793,523	*	100.0%
Wall Engineer Support Services	02589-NTT-00-PS-PM : WA 01	Atkins North America, Inc.		\$1,498,109	-\$33,072	\$1,465,037	3	-2.21%	\$1,311,580	\$1,465,037	*	89.5%
Segment 5 Fiber Optic Cable Relocation	02658-SH121-05-CN-IT	MasTec North America, Inc.		\$848,510	-\$49,701	\$798,809	3	-5.86%	\$680,223	\$798,809	**	85.2%
Replacement Signage Materials	02776-NTT-00-GS-MA : TO 01	3M Company		\$30,162		\$30,162			\$30,162	\$30,162	**	100.0%
Segments 1, 2, 3 & 4 Landscaping Construction Management	02888-SH121-00-PS-MA	Lamb-Star Engineering, LP		\$751,179	\$190,393	\$941,572	2	25.35%	\$684,336	\$941,572	*	72.7%
Material Inspection & Testing Services	02941-NTT-00-IL-PM : TO 02	TxDOT		\$395,408		\$395,408			\$395,408	\$395,408	*	100.0%
SRT/35E Operations and Maintenance Facility	03049-SRT-01-CN-MA	Omega Contracting, Inc.								\$1,417,280		
Section 4 Landscape & Irrigation Improvements	03091-SRT-04-CN-MA	Greener Pastures Landscape, Inc.		\$1,594,547		\$1,594,547				\$1,594,547		
Miscellaneous Costs (Advertising, Reproduction, etc.)	Multiple Contracts/Purchase Orders	Multiple Providers		\$140,455		\$140,455			\$140,455	\$140,455		100.0%
SUBTOTAL				\$533,298,120	-\$14,798,838	\$518,499,280	401		\$492,674,996			
ITS and Toll Gantry Equipment			\$20,405,414									
ITS Hardware and Software	Multiple Purchase Orders	Multiple Providers		\$5,304,953		\$5,304,953			\$5,304,953	\$5,304,953	*	100.0%
Segment 1 Interim Equipment	02105-NTT-00-CS-IT : WA 44 SRT	Securenet, Inc.		\$6,541		\$6,541			\$6,541	\$6,541	*	100.0%
Segments 1 & 2 ITS Equipment & Software	02105-NTT-00-CS-IT : WA 48	Securenet, Inc.		\$907,921	\$9,045	\$916,967	1	1.00%	\$916,967	\$916,967	*	100.0%
Security Systems Integration	02105-NTT-00-CS-IT : WA 52	Securenet, Inc.		\$77,225	\$6,251	\$83,476	1	8.09%	\$83,476	\$83,476	*	100.0%
IT Buildings and Communications Hut Access Control & CCTV	02105-NTT-00-CS-IT : WA 55	Securenet, Inc.		\$37,553	\$3,818	\$41,371	1	10.17%	\$41,371	\$41,371	*	100.0%
Segment 3 ITS/CCTV Equipment Procurement and Installation	02105-NTT-00-CS-IT : WA 62	Securenet, Inc.		\$363,063	\$24,185	\$387,248	1	6.66%	\$387,248	\$387,248	*	100.0%
Segment 2 Procure & Install Security PTZ Cameras on Toll Gantries	02105-NTT-00-CS-IT : WA 63	Securenet, Inc.		\$36,009		\$36,009			\$36,009	\$36,009	*	100.0%
Segments 1 & 2 IT Building Security, Access Control and CCTV	02105-NTT-00-CS-IT : WA 64	Securenet, Inc.		\$16,526	\$1,998	\$18,524	1	12.09%	\$18,524	\$18,524	*	100.0%
Segment 3 MPE Cut-Outs and Related Enclosure Work	02105-NTT-00-CS-IT : WA 70	Securenet, Inc.		\$11,529		\$11,529			\$11,529	\$11,529	*	100.0%
Segment 4 ITS Equipment and Software	02105-NTT-00-CS-IT : WA 72	Securenet, Inc.		\$71,978		\$71,978			\$71,978	\$71,978	**	100.0%
Segment 4 Gantry PTZ Cameras	02105-NTT-00-CS-IT : WA 73	Securenet, Inc.		\$12,954		\$12,954			\$12,954	\$12,954	**	100.0%
Segment 5 - Remove, Store, and Re-Install All CCTV Components	02105-NTT-00-CS-IT : WA 83	Securenet, Inc.		\$7,056		\$7,056			\$7,056	\$7,056	**	100.0%
Install 1 IP PTZ at 5 DNT Ramps: NB/SB Gaylord & Legacy, Parkwood	02105-NTT-00-CS-IT : WA 92	Securenet, Inc.		\$18,141		\$18,141			\$18,141	\$18,141	**	100.0%
Segment 5 - Installation of Additional ITS Site	02105-NTT-00-CS-IT : WA 93	Securenet, Inc.		\$24,874		\$24,874			\$24,874	\$24,874	**	100.0%
Hardware	02122-NTT-00-LI-IT : TO 01	SHI Government Solutions, Inc.		\$1,342		\$1,342			\$1,342	\$1,342	*	100.0%
Fiber Repair of CCTV 9 & 10	02289-NTT-00-GS-IT : TO 05	Southwestern Bell Telephone Co.		\$14,382		\$14,382			\$14,382	\$14,382	*	100.0%
CCTV, Sony Network Video, & AXIS Network Cameras	02429-SH121-00-GS-IT	Southern Computer Warehouse		\$114,223		\$114,223			\$114,223	\$114,223	*	100.0%
Uninterruptible Power Supplies	02458-SH121-00-GS-IT : TO 02	Falcon Electric, Inc.		\$88,972		\$88,972			\$88,972	\$88,972	*	100.0%
CCTV Cameras, AXIS Network Camera	02506-SH121-00-GS-IT	Southern Computer Warehouse		\$76,887		\$76,887			\$76,887	\$76,887	*	100.0%
Segment 3 Hoffman Data Component 32 Cabinets and 64 Rails	02708-NTT-00-GS-IT : TO 02	Graybar Electric Co., Inc.		\$90,942		\$90,942			\$90,942	\$90,942	**	100.0%
Segment 3 Uninterruptible Power Supplies	02717-NTT-00-GS-IT : TO 02	Falcon Electric, Inc.		\$134,885		\$134,885			\$134,885	\$134,885	*	100.0%
CCTV Cameras, AXIS Network Cameras	02733-NTT-00-GS-IT : TO 01	Southern Computer Warehouse		\$82,194		\$82,194			\$82,194	\$82,194	*	100.0%
Segment 3 Rittal A/C Wall Units	02734-NTT-00-GS-IT : TO 01	Cole-Parmer Instrument Company		\$24,160		\$24,160			\$24,160	\$24,160	*	100.0%
Vehicle Enforcement System (VES) Intelligent Cameras	02786-NTT-00-GS-IT : TO 02	JAI, Inc.		\$473,243		\$473,243			\$473,243	\$473,243	*	100.0%
Uninterruptible Power Supplies	02902-NTT-00-GS-IT : TO 07	Falcon Electric, Inc.		\$15,340		\$15,340			\$15,340	\$15,340	*	100.0%
ITS Servers & Equipment Enclosures	02910-NTT-00-GS-IT : TO 04	Graybar Electric Co., Inc.		\$104,885		\$104,885			\$104,885	\$104,885	*	100.0%
Computer Components, Cameras, Hardware, and Scanners	02931-NTT-00-GS-IT : TO 01	CDW Government, LLC		\$3,875		\$3,875			\$3,875	\$3,875	*	100.0%
Hardware Products and Services	02949-NTT-00-GS-IT : TO 02	Summers Group, Inc.		\$6,496		\$6,496			\$6,496	\$6,496	*	100.0%
Gantry Equipment Brackets & Racked Chassis Fabrication	02989-NTT-00-GS-IT : TO 06	Hydro Fabrication, Inc.		\$14,621		\$14,621			\$14,621	\$14,621	*	100.0%
Teleconverters for Video Tolling Cameras	03007-NTT-00-GS-IT : TO 02	Zalmen Reiss & Associates, Inc.		\$9,792		\$9,792			\$9,792	\$9,792	*	100.0%
Cisco Network Equipment	03051-NTT-00-GS-IT : TO 02	Southwestern Bell Telephone Co.		\$86,042		\$86,042			\$86,042	\$86,042	*	100.0%
Uninterruptible Power Supplies	03110-NTT-00-IL-IT : TO 02	Falcon Electric, Inc.		\$94,112		\$94,112			\$94,112	\$94,112	*	100.0%
Cabinets and Rails	03121-NTT-00-IL-IT : TO 02	Graybar Electric Co., Inc.		\$61,535		\$61,535			\$61,535	\$61,535	*	100.0%
Consulting Services FY 2011-2012	03139-NTT-00-IL-IT : TO 03 B	Go IT Services, Inc.		\$38,462	\$8,991	\$47,452	1	23.38%	\$47,452	\$47,452	*	81.1%
Vaisala Roadway Weather Information Systems & Software	03251-NTT-00-IL-IT : TO 02	Consolidated Traffic Controls, Inc.		\$28,489		\$28,489			\$28,489	\$28,489	*	100.0%
Idris License and Programming Services	CIF-143 : TO 04	Information Methods, Inc.		\$593,910		\$593,910			\$593,910	\$593,910	*	100.0%
ITS Components	CIF-234 : TO 11 SRT	MBI Consulting, Inc.		\$5,540		\$5,540			\$5,540	\$5,540	*	100.0%
Fiber Optic Cable	CIF-236 : TO 01	Southwestern Bell Telephone Co.		\$366,386		\$366,386			\$366,386	\$366,386	*	100.0%
Installation of Loops, Brackets, AVI & VES Cameras	DNT-483 : TO 04	Transcore Holdings, Inc.		\$195,883		\$195,883			\$195,883	\$195,883	*	100.0%
SUBTOTAL			\$10,910,400	\$9,622,921	\$54,288	\$9,677,209	6		\$9,668,218			
Others (ROW, Utilities, etc.)												
ROW Acquisition & Associated Costs	Multiple Purchase Orders	Multiple Providers		\$13,347,150		\$13,347,150			\$13,347,150	\$13,347,150		100.0%
Utility Adjustments	02562-SH121-04-UR-PM	Southwestern Bell Telephone Co.		\$402,458		\$402,458			\$402,458	\$402,458	*	100.0%
Utility Adjustments	Multiple Contracts	Multiple Providers		\$5,153,293	-\$11,357	\$5,141,936	1	-0.22%	\$3,215,571	\$3,215,571	**	62.5%
Utility Adjustments	Multiple Contracts	Multiple Providers		\$1,387,644		\$1,387,644			\$1,340,641	\$1,340,641	*	96.6%
ROW Coordination	DNT-520 : WA 05 + 06C	Atkins North America, Inc.		\$130,000	\$731,517	\$861,517	6	562.71%	\$861,389	\$861,389	**	100.0%
ROW & Utility Coordination & Utility Inspection Services	DNT-520 : WA 07 SRT	Atkins North America, Inc.		\$502,938	-\$33,315	\$469,623	3	-6.62%	\$469,620	\$469,620	**	100.0%
Miscellaneous Costs (Advertising, Postage & Delivery, Public Event Expense, Reproduction, etc.)	Multiple Contracts/Purchase Orders	Multiple Providers		\$234,902		\$234,902			\$223,797	\$223,797	*	95.3%
SUBTOTAL				\$21,158,385	\$686,845	\$21,845,230	10		\$19,458,168			
Construction Contingency				\$112,006,583								
TOTAL				\$638,810,700	\$637,365,725	-\$6,481,283	\$630,884,442	477	\$599,085,513			
Reimbursements to NTTA												
ROW Acquisition	02324-SH121-00-IL-AD : TO 02	TxDOT		\$11,305,992		\$11,305,992			\$9,508,197	\$11,305,992	**	
Intersection of SRT & Exchange Parkway	02626-SH121-03-IL-PM	Collin County, Texas		\$1,500,000		\$1,500,000			\$1,500,000	\$1,500,000	**	
Intersection of SRT & Exchange Parkway	02627-SH121-03-IL-PM	City of Allen		\$1,500,000		\$1,500,000			\$1,500,000	\$1,500,000	**	
Intersection of SRT & Exchange Parkway	02628-SH121-03-IL-PM	City of McKinney		\$1,500,000		\$1,500,000			\$1,500,000	\$1,500,000	**	
Sound Wall Coating Improvements	02801-SRT-01-IL-PM	City of Coppell		\$19,837		\$19,837			\$19,837	\$19,837	**	
Segment 4 Third-Party Damage Reimbursement		Constitution State Services, LLC		\$19,479		\$19,479			\$19,479	\$19,479	*	
SUBTOTAL				\$15,845,308		\$15,845,308			\$14,047,513			
TOTAL NTTA COSTS				\$638,810,700	\$621,520,417	-\$6,481,283	\$615,039,134	477	\$585,038,000			

Note: The Estimate at Completion includes all currently committed contract values, as well as any pending contract values.

Monthly Project Delivery Report - May 2012

* Indicates contract is closed

** Indicates contract is inactive pending closure

Estimate At Completion for closed or inactive contracts is equal to the Costs Incurred **33**



Monthly Corridor Program Status As of March 31, 2012

DNT 4th Lane



Work Breakdown Structure			Estimate	Contract Actions					Expenditures	Summary Report		
Description	Contract Number	Contractor/Consultant	Level E	Contract Award	Contract Changes	Committed Contract Value	Number Of Contract Changes	Percent Change	Costs Incurred	Estimate At Completion	Status	Percent Incurred
Administration (includes Corridor Management and Legal)			\$1,995,163									
Project Management FY-2010	02005-NTT-00-PS-AD : WA 15-29 PM	HNTB Corporation		\$42,590	-\$25,636	\$16,954	4	-60.19%	\$16,954	\$16,954	**	100.0%
SUBTOTAL				\$42,590	-\$25,636	\$16,954	4		\$16,954			
Planning			\$1,596,131									
Lane Addition Study Analysis	02591-DNT-03-PS-PM	Kimley-Horn & Associates, Inc.		\$141,091		\$141,091	1		\$96,027	\$96,027	*	68.1%
Lane Addition Study Analysis	02606-DNT-03-PS-PM	Atkins North America, Inc.		\$29,005	-\$3,271	\$25,734	2	-11.28%	\$25,734	\$25,734	*	100.0%
Micro Simulation Modeling and Revenue Analysis	DNT-544 : WA 2008-17 PD	CDM Smith, Inc.		\$16,814		\$16,814			\$16,814	\$16,814	*	100.0%
SUBTOTAL				\$186,910	-\$3,271	\$183,639	3		\$138,575			
Design			\$6,384,522									
Construction (includes Construction Management)			\$72,091,901									
ITS and Toll Gantry Equipment												
Others (ROW, Utilities, etc.)			\$3,982,457									
Construction Contingency												
TOTAL			\$86,050,174	\$229,500	-\$28,907	\$200,593	7		\$155,529			

Note: The Estimate at Completion includes all currently committed contract values, as well as any pending contract values.



Monthly Corridor Program Status As of March 31, 2012

DNT/PGBT Interchange & Ramp Modifications



Work Breakdown Structure			Estimate	Contract Actions					Expenditures	Summary Report		
Description	Contract Number	Contractor/Consultant	Level E	Contract Award	Contract Changes	Committed Contract Value	Number Of Contract Changes	Percent Change	Costs Incurred	Estimate At Completion	Status	Percent Incurred
Administration (includes Corridor Management and Legal)			\$2,261,514									
Project Management FY-2009	02005-NTT-00-PS-AD : WA 13-08 PM	HNTB Corporation		\$1,068,222	-\$714,285	\$353,937	2	-66.87%	\$353,937	\$353,937	**	100.0%
Project Management NB & SB Ramps FY-2010	02005-NTT-00-PS-AD : WA 15-21/28 PM	HNTB Corporation		\$42,590	-\$31,120	\$11,470	4	-73.07%	\$11,470	\$11,470	**	100.0%
SUBTOTAL				\$1,110,812	-\$745,405	\$365,407	6		\$365,407			
Planning			\$1,809,211									
Interchange Access Alternatives & Pre-Sketch Level T&R Impacts	DNT-544 : WA 2009-08	CDM Smith, Inc.		\$30,600	\$39,000	\$69,600	1	127.45%	\$67,078	\$67,078	*	96.4%
SUBTOTAL				\$30,600	\$39,000	\$69,600	1		\$67,078			
Design			\$7,236,844									
Construction (includes Construction Management)			\$68,921,576									
ITS and Toll Gantry Equipment												
Others (ROW, Utilities, etc.)			\$6,085,248									
Construction Contingency			\$13,784,315									
TOTAL			\$100,098,708	\$1,141,412	-\$706,405	\$435,007	7		\$432,485			

Note: The Estimate at Completion includes all currently committed contract values, as well as any pending contract values.



Monthly Corridor Program Status As of March 31, 2012

PGBT Widening between I-35E & SH 78



Work Breakdown Structure			Estimate	Contract Actions					Expenditures	Summary Report		
Description	Contract Number	Contractor/Consultant	Level A	Contract Award	Contract Changes	Committed Contract Value	Number Of Contract Changes	Percent Change	Costs Incurred	Estimate At Completion	Status	Percent Incurred
Administration (includes Corridor Management and Legal)			\$3,360,743									
Project Management FY-2008	02005-NTT-00-PS-AD : WA 11-04 PM	HNTB Corporation		\$631,300	-\$95,012	\$536,288	1	-15.05%	\$536,288	\$536,288	**	100.0%
Project Management FY-2009	02005-NTT-00-PS-AD : WA 13-10 PM	HNTB Corporation		\$545,927	\$72,023	\$617,950	2	13.19%	\$617,950	\$617,950	**	100.0%
Project Management FY-2010	02005-NTT-00-PS-AD : WA 15-24 PM	HNTB Corporation		\$120,369	-\$106,365	\$14,004	4	-88.37%	\$14,004	\$14,004	**	100.0%
Production Management	02058-NTT-00-PS-EN : WA 08 C0210	Atkins North America, Inc.		\$15,373		\$15,373			\$15,373	\$15,373	**	100.0%
SUBTOTAL				\$1,312,969	-\$129,354	\$1,183,615	7		\$1,183,615			
Planning			\$956,145									
Fourth Lane Widening Analysis	DNT-544 : WA 2008-04	CDM Smith, Inc.		\$107,500		\$107,500			\$98,584	\$98,584	*	91.7%
Expansion Analysis and Congestion Pricing Research	DNT-544 : WA 2009-07	CDM Smith, Inc.		\$105,800		\$105,800			\$102,960	\$102,960	*	97.3%
SUBTOTAL				\$213,300		\$213,300			\$201,544			
Design			\$4,780,727									
Fourth Lane Addition Design Services	02297-PGB-00-PS-PM	Civil Associates, Inc.		\$2,299,991		\$2,299,991	1		\$2,299,991	\$2,299,991	**	100.0%
SUBTOTAL				\$2,299,991		\$2,299,991	1		\$2,299,991			
Construction (includes Construction Management)			\$62,728,936									
Constructability Plan Review	02056-NTT-00-PS-EN : WA 56	Kellogg Brown & Root Services, Inc.		\$24,851	-\$13,688	\$11,163	1	-55.08%	\$11,163	\$11,163	*	100.0%
SUBTOTAL				\$24,851	-\$13,688	\$11,163	1		\$11,163			
ITS and Toll Gantry Equipment			\$722,604									
Others (ROW, Utilities, etc.)												
Construction Contingency			\$5,794,821									
TOTAL			\$78,343,976	\$3,851,111	-\$143,042	\$3,708,069	9		\$3,696,313			

Note: The Estimate at Completion includes all currently committed contract values, as well as any pending contract values.



Monthly Corridor Program Status As of March 31, 2012

President George Bush Turnpike Western Extension (SH 161)



Work Breakdown Structure			Estimate	Contract Actions					Expenditures	Summary Report		
Description	Contract Number	Contractor/Consultant	Level C	Contract Award	Contract Changes	Committed Contract Value	Number Of Contract Changes	Percent Change	Costs Incurred	Estimate At Completion	Status	Percent Incurred
Administration (includes Corridor Management and Legal)			\$16,192,714									
PMO Project Management	02005-NTT-00-PS-AD : WA 05 PM	HNTB Corporation		\$256,800	-\$46,102	\$210,698	2	-17.95%	\$210,698	\$210,698	**	100.0%
PMO Project Management FY-2008	02005-NTT-00-PS-AD : WA 10-05 PM	HNTB Corporation		\$1,699,900	-\$4,391	\$1,695,509	1	-0.26%	\$1,695,509	\$1,695,509	**	100.0%
PMO Project Management FY-2009	02005-NTT-00-PS-AD : WA 12/13 PM	HNTB Corporation		\$2,664,538	\$282,684	\$2,947,222	2	10.61%	\$2,947,222	\$2,947,222	**	100.0%
PMO Project Management FY-2010	02005-NTT-00-PS-AD : WA 15 PM	HNTB Corporation		\$2,095,670	\$885,263	\$2,980,932	4	42.24%	\$2,980,932	\$2,980,932	**	100.0%
PMO Project Management FY-2011	02005-NTT-00-PS-AD : WA 17-05 PM	HNTB Corporation		\$1,908,000	-\$14	\$1,907,986	5	-0.001%	\$1,743,126	\$1,743,126	**	91.4%
PMO Project Management FY-2012	02005-NTT-00-PS-AD : WA 19-06 PM	HNTB Corporation		\$1,619,881		\$1,619,881				\$1,619,881		
Production Management Services	02058-NTT-00-PS-EN : WA 04 SH161	Atkins North America, Inc.		\$45,281		\$45,281	1		\$45,281	\$45,281	**	100.0%
Production Management Services	02058-NTT-00-PS-EN : WA 08 SH161	Atkins North America, Inc.		\$46,641		\$46,641			\$46,641	\$46,641	**	100.0%
Production Management Services FY-2009	02058-NTT-00-PS-EN : WA 09 SH161	Atkins North America, Inc.		\$176,621	-\$114,617	\$62,004	3	-64.89%	\$62,004	\$62,004	**	100.0%
Production Management Services FY-2010	02058-NTT-00-PS-EN : WA 10 SH161	Atkins North America, Inc.		\$12,700	-\$6,447	\$6,253	1	-50.76%	\$6,253	\$6,253	**	100.0%
Corridor Management Services	02359-SH161-00-PS-PM : WA 01	HDR Engineering, Inc.		\$822,393	-\$97,608	\$724,785	1	-11.87%	\$724,785	\$724,785	**	100.0%
Corridor Management Services FY-2009	02359-SH161-00-PS-PM : WA 02	HDR Engineering, Inc.		\$1,798,194	-\$309,320	\$1,488,874	3	-17.20%	\$1,488,874	\$1,488,874	**	100.0%
Corridor Management Services FY-2010	02359-SH161-00-PS-PM : WA 03	HDR Engineering, Inc.		\$1,734,800	-\$275,444	\$1,459,356	1	-15.88%	\$1,459,356	\$1,459,356	**	100.0%
Corridor Management Services FY-2011	02359-SH161-00-PS-PM : WA 04	HDR Engineering, Inc.		\$1,578,500		\$1,578,500			\$1,332,398	\$1,332,548	**	84.4%
Corridor Management Services FY-2012	02359-SH161-00-PS-PM : WA 05	HDR Engineering, Inc.		\$1,423,100		\$1,423,100			\$234,151	\$1,423,100		16.5%
Support to Design/Build Procurement	02418-NTT-00-PS-PM : WA 02	HDR Engineering, Inc.		\$119,360	-\$31,813	\$87,547	2	-26.65%	\$87,547	\$87,547	*	100.0%
EPDS Support Consulting Services FY 2011-2012	03139-NTT-00-IL-IT : TO 02 A	Go IT Services, Inc.		\$162,639	\$121,988	\$284,627	1	75.01%	\$162,639	\$284,627		57.1%
Legal Services	DNT-525	Locke Lord Bissell & Liddell, LLP		\$2,154,275		\$2,154,275			\$2,154,275	\$2,154,275		100.0%
Miscellaneous Costs (Advertising, Postage & Delivery, etc.)	Multiple Contracts/Purchase Orders	Multiple Providers		\$20,605		\$20,605			\$20,605	\$20,605		100.0%
SUBTOTAL				\$20,339,898	\$404,179	\$20,744,076	27		\$17,402,296			
Planning			\$5,196,492									
Planning Services from I-20 to SH 183	02005-NTT-00-PS-AD : TO 172	HNTB Corporation		\$93,064		\$93,064			\$93,064	\$93,064	**	100.0%
Market Valuation	02005-NTT-00-PS-AD : WA 15 EN	HNTB Corporation		\$101,200	-\$70,074	\$31,126	1	-69.24%	\$31,126	\$31,126	**	100.0%
Pavement Rehab Analysis	02023-NTT-00-PS-MA : TO 50	Jacobs Engineering Group, Inc.		\$20,000		\$20,000			\$19,608	\$19,608	**	98.0%
Corridor Aerials	02586-NTT-00-PS-AD : TO 01 SH161	CCBN Texas, LP		\$490		\$490			\$490	\$490	*	100.0%
Travel Demand Modeling/Traffic Forecasting	02726-NTT-00-IL-PM : TO 01-02	NCTCOG		\$5,549		\$5,549			\$5,549	\$5,549	**	100.0%
Preliminary T&R Study	DNT-544 : WA 2007-13 Pt 1 & 02	CDM Smith, Inc.		\$288,970	\$17,390	\$306,360	1	6.02%	\$289,406	\$289,406	*	94.5%
Market Valuation Analysis	DNT-544 : WA 2007-13 Pt 3	CDM Smith, Inc.		\$99,300		\$99,300			\$97,476	\$97,476	*	98.2%
Preliminary T&R Study Upgrade	DNT-544 : WA 2007-13 Pt 4	CDM Smith, Inc.		\$312,781		\$312,781			\$304,643	\$304,643	*	97.4%
Independent Economic Review	DNT-544 : WA 2007-13 Pt 5	CDM Smith, Inc.		\$129,850		\$129,850			\$128,289	\$128,289	*	98.8%
NCTCOG 2040 Demographic Forecast Analysis	DNT-544 : WA 2008-02 SH161	CDM Smith, Inc.		\$5,104		\$5,104			\$5,104	\$5,104	*	100.0%
Toll Connector Schematic Volumes/Traffic Operational Analysis	DNT-544 : WA 2008-20	CDM Smith, Inc.		\$179,000	\$28,953	\$207,953	2	16.17%	\$207,951	\$207,951	*	100.0%
Project Agreement Development Support	DNT-544 : WA 2008-23	CDM Smith, Inc.		\$74,000	\$60,000	\$134,000	2	81.08%	\$132,527	\$132,527	*	98.9%
Investment Grade Study: T&R Evaluation Update & Project Financing	DNT-544 : WA 2009-09	CDM Smith, Inc.		\$93,500	\$102,000	\$195,500	3	109.09%	\$194,944	\$194,944	*	99.7%
Sketch Level T&R Study Data Collection	DNT-544 : WA 2009-13 Pt 2 SH161	CDM Smith, Inc.		\$6,159		\$6,159			\$6,159	\$6,159	*	100.0%
Project Development Support	DNT-544 : WA 2009-14 SH161	CDM Smith, Inc.		\$39,300	\$42,500	\$81,800	1	108.14%	\$80,707	\$80,707	*	98.7%
Investment Grade T&R Study Update & Additional Financing Support	DNT-544 : WA 2010-05	CDM Smith, Inc.		\$162,859	\$123,000	\$285,859	2	75.53%	\$285,859	\$285,859	*	100.0%
Data Collection	DNT-544 : WA 2010-17 SH161	CDM Smith, Inc.		\$22,000		\$22,000	1		\$21,989	\$21,989	*	100.0%
Miscellaneous Financing Costs	Multiple Contracts/Purchase Orders	Multiple Providers		\$4,479,820	\$1,232,750	\$5,712,570	2	27.52%	\$4,248,101	\$5,711,178		74.4%
SUBTOTAL				\$6,112,946	\$1,536,519	\$7,649,465	15		\$6,152,992			
Design			\$14,520,140									
Landscape On-Call Support	02005-NTT-00-PS-AD : TO 324	HNTB Corporation		\$5,201		\$5,201			\$5,201	\$5,201	**	100.0%
South Segment Aerial Photography Services	02016-NTT-00-PS-IT : WA 07	Aero-Metric, Inc., DBA Markhurd		\$54,075		\$54,075			\$54,075	\$54,075	*	100.0%
Aerial Photography Services	02016-NTT-00-PS-IT : WA 08	Aero-Metric, Inc., DBA Markhurd		\$160,925		\$160,925			\$160,925	\$160,925	*	100.0%
Sand Stockpile Site Layouts	02023-NTT-00-PS-MA : TO 63	Jacobs Engineering Group, Inc.		\$20,000		\$20,000			\$16,170	\$16,170	**	80.9%
Phase 2 & 3 Toll Gantry Design	02443-SH161-00-PS-PM : WA 01	Cobb, Fendley & Associates, Inc.		\$819,917	\$121,201	\$941,118	5	14.78%	\$940,199	\$941,118	**	99.9%
Geotechnical Design Services	02444-SH161-01-PS-PM : WA 01	Kleinfelder Central, Inc.		\$1,283,294	-\$447,577	\$835,717	4	-34.88%	\$835,717	\$835,717	**	100.0%
Geotechnical Oversight for Retaining Walls	02444-SH161-01-PS-PM : WA 02	Kleinfelder Central, Inc.		\$1,929,567		\$1,929,567			\$994,324	\$1,929,567		51.5%
Miscellaneous Costs (Advertising)	Multiple Purchase Orders	Multiple Providers		\$3,615		\$3,615			\$3,615	\$3,615		100.0%
SUBTOTAL				\$4,276,594	-\$326,376	\$3,950,218	9		\$3,010,226			
Construction (includes Construction Management)			\$461,904,130									
DART Orange Line Visual Quality FY-2010	02005-NTT-00-PS-AD : WA 15-16 PM	HNTB Corporation		\$12,098	-\$8,293	\$3,805	3	-68.55%	\$3,805	\$3,805	**	100.0%
DART Orange Line Visual Quality FY-2011	02005-NTT-00-PS-AD : WA 17-20 PM	HNTB Corporation		\$7,200		\$7,200	5		\$4,926	\$4,926	**	68.4%
Phase 2 & 3 Toll Gantry & Sand Stockpile Construction Management	02056-NTT-00-PS-EN : WA 63	Kellogg Brown & Root Services, Inc.		\$533,699	\$32,400	\$566,099	2	6.07%	\$484,723	\$566,099	*	85.6%
Phase 2 Construction Management Services for Gantry Construction (Steel Inspection)	02056-NTT-00-PS-EN : WA 65	Kellogg Brown & Root Services, Inc.		\$89,588	-\$43,710	\$45,878	1	-48.79%	\$45,878	\$45,878	*	100.0%
Material Inspection & Testing Services	02166-NTT-00-IL-EN : TO 01 SH161	TxDOT		\$274		\$274			\$274	\$274	**	100.0%
Online Plan Room Services	02344-NTT-00-GS-PM : TO 03	Thomas Reprographics, Inc.		\$12,322		\$12,322			\$12,322	\$12,322	**	100.0%
Phase 4 Construction Management Services	02418-NTT-00-PS-PM : WA 03	HDR Engineering, Inc.		\$1,841,913	-\$1,097,161	\$744,752	1	-59.57%	\$744,752	\$744,752	**	100.0%
Phase 4 Construction Management Services	02418-NTT-00-PS-PM : WA 04	HDR Engineering, Inc.		\$20,736,200		\$20,736,200	1		\$8,001,990	\$20,736,200		38.6%
Phase 4 Design/Build	02622-SH161-00-DB-PM	Prairie Link Constructors JV		\$416,019,749	\$743,119	\$416,762,868	5	0.18%	\$268,561,346	\$416,762,868		64.4%
Phase 2 & 3 Steel for ML & Ramp Gentries	02623-SH161-00-CN-PM	AUI Contractors, LLC		\$551,500	\$124,704	\$676,204	1	22.61%	\$676,204	\$676,204	*	100.0%
Phase 4 Owner Verification Services	02644-NTT-00-PS-PM : WA 02	Raba-Kistner Infrastructure, Inc.		\$325,585	-\$261,184	\$64,401	1	-80.22%	\$64,401	\$64,401	**	100.0%
Phase 4 Owner Verification Services FY-2010 thru 2012	02644-NTT-00-PS-PM : WA 04	Raba-Kistner Infrastructure, Inc.		\$3,257,970	-\$1,424	\$3,256,546	1	-0.04%	\$2,009,243	\$3,256,546		61.7%
Phase 2 Construction of 5 Ramp Gentries & 1 ML Gantry	02664-SH161-01-CN-PM	Austin Bridge & Road, LP		\$3,988,685	\$1,543,986	\$5,532,671	14	38.71%	\$5,460,745	\$5,460,745	*	98.7%
Phase 3 Construction of 3 Ramp Gentries & 1 ML Gantry	02669-SH161-03-CN-PM	Omega Contracting, Inc.		\$2,701,566	\$15,690	\$2,717,256	8	0.58%	\$2,717,256	\$2,717,256	**	100.0%
ROW & Utility Oversight Services	02671-NTT-00-PS-PM : WA 01	U.S. Right of Way Acquisition Company, Inc.		\$480,931		\$480,931	2		\$323,178	\$480,931		67.2%
Electrical Service for Gantry at Lower Tarrant Road	02743-SH161-03-CN-PM	Oncor Electric Delivery Co.		\$23,172		\$23,172			\$23,127	\$23,127	**	99.8%
Electrical Service for Gantry at Egyptian Way	02744-SH161-04-CN-PM	Oncor Electric Delivery Co.		\$6,613		\$6,613			\$6,613	\$6,613	**	100.0%

(Continued on next page)

Note: The Estimate at Completion includes all currently committed contract values, as well as any pending contract values.

Monthly Project Delivery Report - May 2012

* Indicates contract is closed
 ** Indicates contract is inactive pending closure

Estimate At Completion for closed or inactive contracts is equal to the Costs Incurred **37**



Monthly Corridor Program Status As of March 31, 2012

President George Bush Turnpike Western Extension (SH 161)



Work Breakdown Structure			Estimate	Contract Actions					Expenditures	Summary Report		
Description	Contract Number	Contractor/Consultant	Level C	Contract Award	Contract Changes	Committed Contract Value	Number Of Contract Changes	Percent Change	Costs Incurred	Estimate At Completion	Status	Percent Incurred
Additional Pavement & Conduit at the Toll Gantries (AFA)	02748-SH161-00-IL-PM	TxDOT		\$192,620		\$192,620			\$192,620	\$192,620	*	100.0%
Steel Paint System Upgrade & Retaining Wall Finish Testing	02766-SH161-00-IL-PM	TxDOT		\$60,674		\$60,674			\$60,674	\$60,674	*	100.0%
Electrical Service for Gantry at Shady Grove	02772-SH161-02-GS-PM	Oncor Electric Delivery Co.		\$12,408		\$12,408			\$12,408	\$12,408	*	100.0%
Material Inspection & Testing Services 2011-2012	02941-NTT-00-IL-PM : TO 03	TxDOT		\$811		\$811			\$811	\$811	*	100.0%
Sand Stockpile Construction	02946-SH161-03-CN-PM	Rebcon, Inc.		\$1,005,530		\$1,005,530			\$185,917	\$1,005,530		18.5%
Electric Facilities for Lights, Signs & Future Sand Stockpile at Oakdale Road	03006-SH161-04-GS-PM	Oncor Electric Delivery Co.		\$20,032		\$20,032			\$16,390	\$20,032	*	81.8%
ROW & Utility Coordination & Utility Inspection Services	DNT-520 : WA 07 SH161	Atkins North America, Inc.		\$520,262	-\$226,145	\$294,117	2	-43.47%	\$294,117	\$294,117	**	100.0%
Phase 4 Design/Build Proposal Stipend	Purchase Order	Granite Construction Company		\$2,070,773		\$2,070,773			\$2,070,773	\$2,070,773	*	100.0%
Phase 4 Design/Build Proposal Stipend	Purchase Order	Williams Brothers Construction Co., Inc.		\$2,070,773		\$2,070,773			\$2,070,773	\$2,070,773	*	100.0%
Miscellaneous Costs (Advertising, Communications, etc.)	Multiple Contracts/Purchase Orders	Multiple Providers		\$62,993		\$62,993			\$62,993	\$62,993		100.0%
SUBTOTAL				\$456,605,941	\$821,982	\$457,427,923	47		\$294,108,259			
ITS and Toll Gantry Equipment				\$12,146,440								
System Infrastructure - Fiber Optics												
Fiber/Conduit Installation/Repair	02289-NTT-00-GS-IT : TO 02	Southwestern Bell Telephone Co.		\$44,043		\$44,043			\$44,043	\$44,043		100.0%
Conduit Installation	02703-SH161-00-CN-IT	Future Telecom, Inc.		\$20,000	\$3,348	\$23,348	1	16.74%	\$23,348	\$23,348	*	100.0%
Trenching for Conduit for Telco Servers	02736-SH161-00-CN-IT	R. J. Carroll Company		\$10,000		\$10,000			\$7,155	\$7,155	**	71.6%
Fiber Optic Cable Installation	03191-PGB-00-CN-IT	Florida Traffic Control Devices Inc.		\$808,542		\$808,542			\$808,542	\$808,542		100.0%
Miscellaneous Costs (Advertising)	Multiple Purchase Orders	Multiple Providers		\$3,299		\$3,299			\$3,299	\$3,299		100.0%
ITS System Components												
Access Control and CCTV for IT Building & MLG-11 Gantry PTZ	02105-NTT-00-CS-IT : WA 71	Securenet, Inc.		\$13,891		\$13,891			\$13,891	\$13,891	*	100.0%
Camera at MLG SB w/Interior & Exterior Cameras & Access Control for SB IT Bldg.	02105-NTT-00-CS-IT : WA 112	Securenet, Inc.		\$9,620		\$9,620			\$9,620	\$9,620	**	100.0%
CCTV Equipment and Pre-Assembly for Segment A-4 ITS Project (10 ITS Sites)	02105-NTT-00-CS-IT : WA 119	Securenet, Inc.		\$139,191		\$139,191			\$139,191	\$139,191	**	100.0%
CCTV Equipment and Pre-Assembly for Segment B-4	02105-NTT-00-CS-IT : WA 120	Securenet, Inc.		\$207,894		\$207,894			\$207,894	\$207,894	**	100.0%
Consulting Services FY 2011-2012	03139-NTT-00-IL-IT : TO 02 B	Go IT Services, Inc.		\$179,321	\$177,267	\$356,588	1	98.85%	\$179,321	\$356,588	**	50.3%
Axis Fixed Cameras	03173-NTT-00-GS-IT : TO 02	Medwed Enterprises, Inc.		\$52,614		\$52,614			\$52,614	\$52,614	*	100.0%
Online Plan Room Services	03206-NTT-00-GS-PM : TO 01	Thomas Reprographics, Inc.		\$197		\$197			\$197	\$197		100.0%
ETC System Components												
Cabinets and Rails	02708-NTT-00-GS-IT : TO 01	Graybar Electric Co., Inc.		\$81,848		\$81,848			\$81,848	\$81,848	**	100.0%
Electrical Supplies	02717-NTT-00-GS-IT : TO 03	Falcon Electric, Inc.		\$6,525		\$6,525			\$6,525	\$6,525	*	100.0%
Rittal AC Wall Units	02734-NTT-00-GS-IT : TO 02	Cole-Parmer Instrument Company		\$28,992		\$28,992			\$28,992	\$28,992	*	100.0%
Vehicle Enforcement System (VES) Intelligent Cameras	02786-NTT-00-GS-IT : TO 01	JAI, Inc.		\$322,698		\$322,698			\$322,698	\$322,698	**	100.0%
Electrical Supplies	02902-NTT-00-GS-IT : TO 09	Falcon Electric, Inc.		\$522		\$522			\$522	\$522		100.0%
Electrical Supplies	02910-NTT-00-GS-IT : TO 05	Graybar Electric Co., Inc.		\$49,497		\$49,497			\$49,497	\$49,497	*	100.0%
Electrical Supplies	02949-NTT-00-GS-IT : TO 01	Summers Group, Inc.		\$3,644		\$3,644			\$3,644	\$3,644		100.0%
ETC Components	DNT-483 : TO 03	Transcore Holdings, Inc.		\$189,743		\$189,743			\$189,743	\$189,743	*	100.0%
ETC Components	Multiple Purchase Orders	Atlex Electronics, Ltd.		\$18,767		\$18,767			\$18,767	\$18,767		100.0%
Lane Controller Components	Multiple Purchase Orders	American Portwell Technology, Inc.		\$55,994		\$55,994			\$55,994	\$55,994		100.0%
Lane Equipment	Multiple Purchase Orders	Electronic Transaction Consultants Corp.		\$102,358		\$102,358			\$102,358	\$102,358		100.0%
Electrical Supplies	Purchase Order	Falcon Electric, Inc.		\$10,611		\$10,611			\$10,611	\$10,611		100.0%
ETC Components	Multiple Purchase Orders	Hutton Communications, Inc.		\$17,108		\$17,108			\$17,108	\$17,108		100.0%
ETC Components	Multiple Purchase Orders	Lowe's Home Centers, Inc.		\$746		\$746			\$746	\$746		100.0%
ETC Components	Multiple Purchase Orders	Northstar Controls, LLC		\$33,282		\$33,282			\$33,282	\$33,282		100.0%
ETC Components	Multiple Purchase Orders	Transcore Holdings, Inc.		\$349,489		\$349,489			\$349,489	\$349,489		100.0%
Miscellaneous Costs (Advertising, ETC Components)	Multiple Purchase Orders	Multiple Providers		\$7,916		\$7,916			\$7,916	\$7,916		100.0%
Network & Backoffice												
Uninterruptible Power Supplies	02717-NTT-00-GS-IT : TO 01	Falcon Electric, Inc.		\$72,360		\$72,360			\$72,360	\$72,360	*	100.0%
Uninterruptible Power Supplies	02902-NTT-00-GS-IT : TO 08	Falcon Electric, Inc.		\$2,546		\$2,546			\$2,546	\$2,546		100.0%
Cisco Network Equipment	03051-NTT-00-GS-IT : TO 01	Southwestern Bell Telephone Co.		\$6,595		\$6,595			\$6,595	\$6,595		100.0%
Cisco Network & Backoffice Equipment	Multiple Purchase Orders	Southwestern Bell Telephone Co.		\$59,734		\$59,734			\$59,734	\$59,734		100.0%
SUBTOTAL				\$2,909,587	\$180,615	\$3,090,202	2		\$2,101,548			
Others (ROW, Utilities, etc.)				\$1,679,799								
Utility Adjustments	Multiple Contracts	Multiple Providers		\$1,672,091		\$1,672,091			\$1,672,091	\$1,672,091	**	100.0%
Utility Adjustments	02709-SH 161-02-UR-PM	Oncor Electric Delivery Co.		\$25,546		\$25,546			\$25,546	\$25,546	*	100.0%
Mitigation Banking Credits for Impacts to Waters & Wetlands	02836-SH161-00-GS-PM	South Fork Trinity River Mitigation Bank		\$54,888		\$54,888			\$54,888	\$54,888	*	100.0%
SUBTOTAL				\$1,752,525		\$1,752,525			\$1,752,525			
Construction Contingency				\$34,958,666								
TOTAL				\$546,598,381	\$491,997,491	\$494,614,409	100		\$324,527,846			
Reimbursements to NTTA				\$12,000,000								
Advance Funding Agreement	03249-SH161-00-IL-PM	TxDOT		\$12,000,000		\$12,000,000				\$12,000,000		
SUBTOTAL				\$12,000,000		\$12,000,000						
TOTAL NTTA COSTS				\$534,598,381	\$479,997,491	\$482,614,409	100		\$324,527,846			

Note: The Estimate at Completion includes all currently committed contract values, as well as any pending contract values.

* Indicates contract is closed

** Indicates contract is inactive pending closure



Monthly Corridor Program Status As of March 31, 2012

Chisholm Trail Parkway



Work Breakdown Structure			Estimate	Contract Actions					Expenditures	Summary Report		
Description	Contract Number	Contractor/Consultant	Level A	Contract Award	Contract Changes	Committed Contract Value	Number Of Contract Changes	Percent Change	Costs Incurred	Estimate At Completion	Status	Percent Incurred
Material Inspection & Testing Services	02166-NTT-00-IL-EN : TO 06 CTP	TxDOT		\$3,102		\$3,102			\$3,102	\$3,102	**	100.0%
Online Plan Room Services	02344-NTT-00-GS-PM : TO 05	Thomas Reprographics, Inc.		\$62,577		\$62,577			\$62,577	\$62,577	**	100.0%
Sections 1 - 5 Construction Contract Program Controls	02418-NTT-00-PS-PM : WA 11	HDR Engineering, Inc.		\$261,600		\$261,600			\$3,633	\$261,600		1.4%
Section 1 Construction Management	02424-NTT-00-PS-PM : WA 07	Tollway Transportation Team		\$6,299,600		\$6,299,600			\$146,328	\$6,299,600		2.3%
Section 2C Wall Engineer Construction Phase Services	02557-NTT-00-PS-PM : WA 06	Kleinfelder Central, Inc.		\$167,002		\$167,002	5		\$166,709	\$167,002		99.8%
Section 3A Wall Engineer Construction Phase Services	02557-NTT-00-PS-PM : WA 07	Kleinfelder Central, Inc.		\$257,326		\$257,326	2		\$63,619	\$257,326		24.7%
Section 2C Independent Assurance Services	02644-NTT-00-PS-PM : WA 05	Raba-Kistner Infrastructure, Inc.		\$177,181	\$23,665	\$200,846	4	13.36%	\$200,846	\$200,846	*	100.0%
Section 2B Independent Assurance Services	02644-NTT-00-PS-PM : WA 06	Raba-Kistner Infrastructure, Inc.		\$293,980		\$293,980			\$96,510	\$293,980		32.8%
Davidson Yard & Hump Lead Agreement ¹	02659-SWP-01-IL-PM	Union Pacific Railroad Co.		\$2,452,000		\$2,452,000			\$2,418,519	\$2,452,000		98.6%
Section 3B Construction	02720-SWP-01-CN-PM	Texas Sterling Construction, LP		\$91,241,537	\$853,381	\$92,094,919	1	0.94%	\$6,199,300	\$92,094,919		6.7%
Section 2C Construction ¹	02789-SWP-00-CN-PM	Austin Bridge & Road, LP		\$21,735,684	\$591,754	\$22,327,438	27	2.72%	\$20,879,518	\$22,327,438		93.5%
Section 2C Material Testing Services	02812-SWP-02-PS-PM : WA 01	Alpha Testing, Inc.		\$505,067	\$7,540	\$512,607	2	1.49%	\$512,607	\$512,607	**	100.0%
Section 2B Material Testing Services	02812-SWP-02-PS-PM : WA 02	Alpha Testing, Inc.		\$1,211,272		\$1,211,272			\$248,580	\$1,211,272		20.5%
Section 2 Construction Management	02875-SWP-01-PS-PM : WA 01	Lamb-Star Engineering, LP		\$5,668,500		\$5,668,500			\$173,930	\$5,668,500		3.1%
Section 3B Construction Management	02876-SWP-01-PS-PM : WA 01	DFW Construction Management Partners		\$5,805,900		\$5,805,900			\$260,465	\$5,805,900		4.5%
Section 4 Construction Management	02877-SWP-01-PS-PM : WA 01	Brown & Gay Engineers, Inc.		\$4,486,000		\$4,486,000	1		\$99,581	\$4,486,000		2.2%
Section 3B Materials Testing Services	02878-SWP-01-PS-PM : WA 01	Mas-Tek Engineering & Associates, Inc.		\$1,584,500		\$1,584,500			\$10,768	\$1,584,500		0.7%
Section 2 Materials Testing Services	02879-SWP-01-PS-PM : WA 01	Alliance Geotechnical Group, Inc.		\$1,708,000		\$1,708,000			\$1,785	\$1,708,000		0.1%
Section 4 Materials Testing Services	02880-SWP-01-PS-PM : WA 01	AMEC Environment & Infrastructure, Inc.		\$972,811		\$972,811				\$972,811		
Section 1 Materials Testing Services	02883-SWP-01-PS-PM : WA 01	AMEC Environment & Infrastructure, Inc.		\$2,135,500		\$2,135,500	1			\$2,135,500		
Section 5 Construction Management	02916-SWP-02-PS-PM : WA 01	Southwest Mobility Partners		\$4,602,300		\$4,602,300				\$4,602,300		
Section 6 Construction Management	02917-SWP-03-PS-PM : WA 01	HDR Engineering, Inc.		\$5,475,500		\$5,475,500			\$117,341	\$5,475,500		2.1%
Section 5 Materials Testing Services	02918-SWP-02-PS-PM : WA 01	TEAM Consultants, Inc.		\$1,499,200		\$1,499,200			\$14,917	\$1,499,200		1.0%
Section 6 Owner Verification Services	02919-SWP-03-PS-PM : WA 01	Raba-Kistner Infrastructure, Inc.		\$1,248,500		\$1,248,500			\$39,217	\$1,248,500		3.1%
Sections 1 - 5 Material Inspection & Testing Services 2011-2012	02941-NTT-00-IL-PM : TO 06	TxDOT		\$150,491		\$150,491			\$150,491	\$150,491		100.0%
Section 6 Construction Design/Build	02947-SWP-03-DB-PM	Granite Construction Company		\$167,755,000	\$13,927,000	\$181,682,000	1	8.30%	\$2,201,224	\$181,682,000		1.2%
Section 2C Flagging Services	02991-SWP-01-PS-PM	Union Pacific Railroad Co.		\$180,000	\$265,000	\$445,000	2	147.22%	\$428,989	\$445,000		96.4%
Section 5 Construction	03033-SWP-02-CN-PM	Texas Sterling Construction, LP		\$61,952,017	\$176,096	\$62,128,113	1	0.28%	\$4,218,200	\$62,128,113		6.8%
Section 2B Flagging Services	03082-SWP-01-PS-PM	Union Pacific Railroad Co.		\$1,400,000	\$32,000	\$1,432,000	1	2.29%	\$213,492	\$1,432,000		14.9%
Section 1, 2, 3B, 4, 5 & 6 Independent Assurance	03097-SWP-00-PS-PM : WA 01	Kleinfelder Central, Inc.		\$780,500		\$780,500			\$21,685	\$780,500		2.8%
Section 2 Flagging Services	03106-SWP-01-PS-PM	Union Pacific Railroad Co.		\$86,000		\$86,000				\$86,000		
Bore for 4-way Manhole at UPRR	03305-SWP-01-IL-PM	Oncor Electric Delivery Co.		\$194,587		\$194,587				\$194,587		
6" HDPE Directional Bore Across I-30	03309-SWP-01-UR-PM	Oncor Electric Delivery Co.		\$161,276		\$161,276				\$161,276		
Construction Office Lease Agreement	03326-NTT-00-LA-PM	Village at Camp Bowie I, LP		\$178,386	\$1,406	\$179,792	1	0.79%	\$16,063	\$179,792		8.9%
Section 1 Flagging Services	03373-SWP-01-PS-PM	Fort Worth & Western Railroad								\$1,030,000		
Section 5 Flagging Services	03378-SWP-02-PS-PM	Fort Worth & Western Railroad								\$259,000		
Pre-construction Activities	DNT-520 : WA 03 CTP	Atkins North America, Inc.		\$84,296		\$84,296			\$84,287	\$84,287	**	100.0%
Design/Build Proposal Stipend	Purchase Order	Kiewit Texas Construction, LP		\$150,000		\$150,000			\$150,000	\$150,000	*	100.0%
Design/Build Proposal Stipend	Purchase Order	Prairie Link Constructors JV		\$150,000		\$150,000			\$150,000	\$150,000		100.0%
Mockup Wall Panel Frame Installation	Purchase Order	Rebcon, Inc.		\$15,935		\$15,935			\$15,935	\$15,935	*	100.0%
Miscellaneous Costs (Advertising, Communications, etc.)	Multiple Contracts/Purchase Orders	Multiple Providers		\$159,582		\$159,582			\$159,582	\$159,582		100.0%
SUBTOTAL				\$715,815,313	\$21,959,086	\$737,774,400	68		\$96,160,960			
ITS and Toll Gantry Equipment				\$11,144,870								
ITS System Components												
Consulting Services 2011 - 2012	03139-NTT-00-IL-IT : TO 04 B	Go IT Services, Inc.		\$54,612	\$187,701	\$242,313	1	343.70%	\$54,612	\$242,313		22.5%
SUBTOTAL				\$54,612	\$187,701	\$242,313	1		\$54,612			
Others (ROW, Utilities, etc.)				\$369,471,153								
ROW Acquisition & Associated Costs	Multiple Purchase Orders	Multiple Providers		\$8,240,189		\$8,240,189			\$8,240,189	\$8,240,189		100.0%
Utility Adjustments	Multiple Contracts	Multiple Providers		\$17,012,284		\$17,012,284			\$4,475,517	\$18,106,900		26.3%
Utility Adjustments	Multiple Contracts	Multiple Providers		\$12,361,154	-\$77,608	\$12,283,546	9	-0.63%	\$9,139,660	\$9,139,660	**	74.4%
Utility Adjustments	Multiple Contracts	Multiple Providers		\$1,555,136	\$16,891	\$1,572,027	3	1.09%	\$1,417,346	\$1,417,346	*	90.2%
ROW Agreement between City of Fort Worth, TxDOT & UPRR ²	02659-SWP-01-IL-PM : TO 02	Union Pacific Railroad/North American Title Co.		\$92,548,000	-\$9,903,247	\$82,644,753	7	-10.70%	\$58,129,120	\$82,644,753		70.3%
Section 5 ROW Coordination Services	02671-NTT-00-PS-PM : WA 03	U.S. Right of Way Acquisition Company, Inc.		\$53,200		\$53,200			\$53,025	\$53,025	**	99.7%
Section 6 ROW Coordination Services	02671-NTT-00-PS-PM : WA 04	U.S. Right of Way Acquisition Company, Inc.		\$138,800		\$138,800			\$138,786	\$138,786	**	100.0%
Section 5 Utility Coordination Services	02671-NTT-00-PS-PM : WA 05	U.S. Right of Way Acquisition Company, Inc.		\$514,300		\$514,300	3		\$224,493	\$514,300		43.7%
Section 5 ROW Coordination Services	02671-NTT-00-PS-PM : WA 06	U.S. Right of Way Acquisition Company, Inc.		\$211,700	\$50,300	\$262,000	2	23.76%	\$235,563	\$262,000		89.9%
Section 5 Phase 2 ROW Coordination Services	02671-NTT-00-PS-PM : WA 07	U.S. Right of Way Acquisition Company, Inc.		\$298,900		\$298,900			\$58,903	\$298,900		19.7%
Section 6 Utility & ROW Coordination	02671-NTT-00-PS-PM : WA 08	U.S. Right of Way Acquisition Company, Inc.		\$265,428		\$265,428				\$265,428		
ROW Coordination	DNT-520 : WA 04 + 06B	Atkins North America, Inc.		\$225,000	\$733,281	\$958,281	2	325.90%	\$955,839	\$955,839	**	99.7%
ROW & Utility Coordination & Utility Inspection Services	DNT-520 : WA 07 CTP	Atkins North America, Inc.		\$754,832	\$64,956	\$819,788	3	8.61%	\$819,788	\$819,788	**	100.0%
Miscellaneous Costs (Travel Expense, etc.)	Multiple Purchase Orders	Multiple Providers		\$755		\$755			\$755	\$755		100.0%
SUBTOTAL				\$134,179,678	-\$9,115,427	\$125,064,251	29		\$83,888,984			
Construction Contingency				\$47,950,007								
TOTAL				\$1,397,143,856		\$920,467,154			\$261,870,217			
Reimbursements to NTTA				\$169,384,223								
Davidson Yard & Hump Lead Agreement	02659-SWP-01-IL-PM : TO 01	City of Fort Worth		\$1,976,000		\$1,976,000			\$1,866,864	\$1,976,000		
Toll Equity Grant	02659-SWP-01-IL-PM : TO 03	TxDOT		\$49,870,000		\$49,870,000			\$46,454,965	\$49,870,000		
Section 2 Edwards Ranch Road Betterments	03258-SWP-01-IL-PM	Edwards Geren, Ltd.		\$88,223		\$88,223			\$88,223	\$88,223		
Section 5 McPherson Blvd. Betterments (estimated value)	03259-SWP-02-IL-PM	SLF IV/Legacy Capital, LP		\$371,463		\$371,463				\$371,463		
Section 5 Sycamore School Rd. Betterments (estimated value)	03260-SWP-02-IL-PM	Summer Sycamore I, Ltd.		\$354,470		\$354,470				\$354,470		
10% of ROW Acquisition Cost in Johnson County (estimated value)	03281-SWP-00-IL-PM	Johnson County		\$600,000		\$600,000				\$600,000		
Proposition 14 Funds/Federal Toll Equity Grant	03328-SWP-00-IL-PM	TxDOT		\$116,100,000		\$116,100,000				\$116,100,000		
SUBTOTAL				\$169,384,223		\$169,384,223			\$48,410,052			
Work Performed by Others				\$367,966,750								
TOTAL NTTA COSTS				\$859,792,883		\$751,106,998			\$213,460,165			

Note: Currently TxDOT's portion of the cost is \$154,311,413, ARRA funding provides \$116,655,337 and the City of Fort Worth's portion of the cost at this time is approximately \$59,476,000. NCTCOG through TxDOT is allocating \$205,470,000.
¹The \$95,000,000 originally agreed upon in contract 02659 for UPRR related work is split between contract 02659 Hump Lead Agreement (Construction section), Formal Agreement (Others section) and contract 02789 Section 2C construction (Construction section).
²The Estimate at Completion includes all currently committed contract values, as well as any pending contract values.

Monthly Project Delivery Report - May 2012



Monthly Corridor Program Status As of March 31, 2012

Dallas North Tollway Phase 4A



Work Breakdown Structure			Estimate	Contract Actions					Expenditures	Summary Report		
Description	Contract Number	Contractor/Consultant	Level F ¹	Contract Award	Contract Changes	Committed Contract Value	Number Of Contract Changes	Percent Change	Costs Incurred	Estimate At Completion	Status	Percent Incurred
Administration (includes Corridor Management and Legal)												
Project Management	02005-NTT-00-PS-AD : WA 01 Pt 1 PD	HNTB Corporation		\$461,356	-\$275,830	\$185,526	1	-59.79%	\$185,526	\$185,526	**	100.0%
PMO Project Management	02005-NTT-00-PS-AD : WA 03 Pt 1 PM	HNTB Corporation		\$128,740	-\$5,613	\$123,127	2	-4.36%	\$123,127	\$123,127	**	100.0%
PMO Project Management FY-2008	02005-NTT-00-PS-AD : WA 10-03 Pt 1 PM	HNTB Corporation		\$808,707	-\$496	\$808,211	1	-0.06%	\$808,211	\$808,211	**	100.0%
PMO Project Management FY-2009	02005-NTT-00-PS-AD : WA 12-03 Pt 1 PM	HNTB Corporation		\$540,339	-\$129,986	\$410,353	2	-24.06%	\$410,353	\$410,353	**	100.0%
PMO Project Management FY-2010	02005-NTT-00-PS-AD : WA 15-01 PM	HNTB Corporation		\$80,445	-\$42,921	\$37,524	4	-53.35%	\$37,524	\$37,524	**	100.0%
PMO Project Management FY-2011	02005-NTT-00-PS-AD : WA 17-01 PM	HNTB Corporation		\$43,200		\$43,200	5		\$6,019	\$6,019	**	13.9%
PMO Project Management FY-2012	02005-NTT-00-PS-AD : WA 19-10 PM	HNTB Corporation		\$6,198		\$6,198				\$6,198		
Production Management Services	02058-NTT-00-PS-EN : WA 04 DNT4A	Atkins North America, Inc.		\$7,622		\$7,622	1		\$7,622	\$7,622	**	100.0%
Production Management Services	02058-NTT-00-PS-EN : WA 08 DNT4A	Atkins North America, Inc.		\$12,030		\$12,030			\$12,030	\$12,030	**	100.0%
Production Management Services FY-2009	02058-NTT-00-PS-EN : WA 09 DNT4A	Atkins North America, Inc.		\$83,329	-\$62,345	\$20,984	3	-74.82%	\$20,984	\$20,984	**	100.0%
Legal Services	DNT-525	Locke Lord Bissell & Liddell, LLP		\$299,897		\$299,897			\$299,897	\$299,897		100.0%
Miscellaneous Costs (Postage & Delivery, Public Event Expense)	Multiple Contracts/Purchase Orders	Multiple Providers		\$4,103		\$4,103			\$4,103	\$4,103		100.0%
SUBTOTAL				\$2,475,966	-\$517,191	\$1,958,775	19		\$1,915,396			
Planning												
Planning Services	02005-NTT-00-PS-AD : TO 711	HNTB Corporation		\$51,705		\$51,705			\$51,705	\$51,705	**	100.0%
Feasibility of Alignment Alternatives	02005-NTT-00-PS-AD : WA 07 EN	HNTB Corporation		\$110,055	-\$94,537	\$15,518	1	-85.90%	\$15,518	\$15,518	**	100.0%
Project Development and Environmental Documentation	02280-DNT-00-PS-PD : TO 01	Half Associates, Inc.		\$811,767		\$811,767			\$811,767	\$811,767	*	100.0%
Property Agreement Advisory Services	02719-NTT-00-CS-PM : WA 01-01	James W. Griffin		\$4,670		\$4,670			\$4,661	\$4,661	**	99.8%
Property Agreement Advisory Services FY-2010	02719-NTT-00-CS-PM : WA 02-01	James W. Griffin		\$11,021	-\$5,975	\$5,046	1	-54.21%	\$5,046	\$5,046	**	100.0%
Property Agreement Advisory Services FY-2011	02719-NTT-00-CS-PM : WA 03-01	James W. Griffin		\$8,838		\$8,838			\$5,135	\$5,135	**	58.1%
Property Agreement Advisory Services FY-2012	03330-NTT-00-CS-PM : WA 01-02	James W. Griffin		\$8,852		\$8,852				\$8,852		
Feasibility of Alignment Alternatives	DNT-357 : WA 34	HNTB Corporation		\$170,400	-\$110,055	\$60,345	1	-64.59%	\$60,167	\$60,167	*	99.7%
Alignment Adjustments	DNT-454 : TO 05	Half Associates, Inc.		\$20,034		\$20,034			\$20,034	\$20,034	*	100.0%
Sketch Level T&R Study	DNT-544 : WA 2007-18 Pt 1	CDM Smith, Inc.		\$77,500	\$15,000	\$92,500	1	19.35%	\$90,341	\$90,341	*	97.7%
Schematic Level Traffic Projections	DNT-544 : WA 2007-18 Pt 2	CDM Smith, Inc.		\$45,000		\$45,000			\$44,974	\$44,974	*	99.9%
Mobile Source Air Toxics and Environ. Justice Impacts Analysis	FSF-46 : TO 02 DNT4A	NCTCOG		\$15,420		\$15,420			\$15,420	\$15,420	*	100.0%
Miscellaneous Costs (Postage & Delivery, Public Event Expense)	Multiple Purchase Orders	Multiple Providers		\$4,678		\$4,678			\$4,678	\$4,678		100.0%
SUBTOTAL				\$1,339,940	-\$195,567	\$1,144,373	4		\$1,129,446			
Design												
Aerial Photography Services	02016-NTT-00-PS-IT : WA 04 DNT4A	Aero-Metric, Inc., DBA Markhurd		\$76,513		\$76,513			\$76,513	\$76,513	*	100.0%
Aerial Photography & Surveying	CIF-161 : WA 01 4A	Aero-Metric, Inc., DBA Markhurd		\$14,120		\$14,120			\$14,120	\$14,120	*	100.0%
SUBTOTAL				\$90,633		\$90,633			\$90,633			
Construction (includes Construction Management)												
ITS and Toll Gantry Equipment												
Others (ROW, Utilities, etc.)												
Construction Contingency												
TOTAL				\$3,906,539	-\$712,758	\$3,193,781	23		\$3,135,475			
Reimbursements to NTTA												
Aerial Photography & Surveying	FSF-85	Collin County and Town of Prosper		\$14,120		\$14,120			\$14,120	\$14,120		
SUBTOTAL				\$14,120		\$14,120			\$14,120			
TOTAL NTTA COSTS				\$3,892,419	-\$712,758	\$3,179,661	23		\$3,121,355			

Note: The Estimate at Completion includes all currently committed contract values, as well as any pending contract values.
¹ Estimates are not provided at this time.



Monthly Corridor Program Status As of March 31, 2012

Dallas North Tollway Phase 4B/5A



Work Breakdown Structure			Estimate	Contract Actions					Expenditures	Summary Report		
Description	Contract Number	Contractor/Consultant	Level F ¹	Contract Award	Contract Changes	Committed Contract Value	Number Of Contract Changes	Percent Change	Costs Incurred	Estimate At Completion	Status	Percent Incurred
Administration (includes Corridor Management and Legal)												
Project Management	02005-NTT-00-PS-AD : WA 01 Pt 2 PD	HNTB Corporation		\$230,644	-\$137,890	\$92,754	1	-59.78%	\$92,754	\$92,754	**	100.0%
PMO Project Management	02005-NTT-00-PS-AD : WA 03 Pt 2 PM	HNTB Corporation		\$64,360	-\$2,806	\$61,554	2	-4.36%	\$61,554	\$61,554	**	100.0%
PMO Project Management FY-2008	02005-NTT-00-PS-AD : WA 10-03 Pt 2 PM	HNTB Corporation		\$404,293	-\$237	\$404,056	1	-0.06%	\$404,056	\$404,056	**	100.0%
PMO Project Management FY-2009	02005-NTT-00-PS-AD : WA 12-03 Pt 2 PM	HNTB Corporation		\$231,574	\$213,855	\$445,429	2	92.35%	\$445,429	\$445,429	**	100.0%
PMO Project Management FY-2010	02005-NTT-00-PS-AD : WA 15-02 PM	HNTB Corporation		\$589,792	\$169,993	\$759,785	4	28.82%	\$759,785	\$759,785	**	100.0%
PMO Project Management FY-2011	02005-NTT-00-PS-AD : WA 17-02 PM	HNTB Corporation		\$460,800		\$460,800	5		\$344,826	\$344,826	**	74.8%
PMO Project Management FY-2012	02005-NTT-00-PS-AD : WA 19-11 PM	HNTB Corporation		\$213,733		\$213,733				\$213,733		
Production Management Services	02058-NTT-00-PS-EN : WA 04 DNT4B	Atkins North America, Inc.		\$3,810		\$3,810	1		\$3,810	\$3,810	**	100.0%
Production Management Services	02058-NTT-00-PS-EN : WA 08 DNT4B	Atkins North America, Inc.		\$6,015		\$6,015			\$6,015	\$6,015	**	100.0%
Production Management Services FY-2009	02058-NTT-00-PS-EN : WA 09 DNT4B	Atkins North America, Inc.		\$55,552	-\$47,825	\$7,727	3	-86.09%	\$7,727	\$7,727	**	100.0%
Production Management Services FY-2010	02058-NTT-00-PS-EN : WA 10 4B5A	Atkins North America, Inc.		\$87,200	-\$27,792	\$59,408	1	-31.87%	\$59,408	\$59,408	**	100.0%
Legal Services	DNT-525	Locke Lord Bissell & Liddell, LLP		\$70,485		\$70,485			\$70,485	\$70,485		100.0%
SUBTOTAL				\$2,418,258	\$167,298	\$2,585,556	20		\$2,255,849			
Planning												
Planning Services	02005-NTT-00-PS-AD : TO 712	HNTB Corporation		\$20,431		\$20,431			\$20,431	\$20,431	**	100.0%
Project Development and Environmental Documentation	02280-DNT-00-PS-PD : TO 02	Half Associates, Inc.		\$1,485,058	\$45,544	\$1,530,603	3	3.07%	\$1,530,603	\$1,530,603	*	100.0%
Property Agreement Advisory Services	02719-NTT-00-CS-PM : WA 01-02	James W. Griffin		\$17,250	\$10,000	\$27,250	1	57.97%	\$27,250	\$27,250	**	100.0%
Property Agreement Advisory Services FY-2010	02719-NTT-00-CS-PM : WA 02-02	James W. Griffin		\$63,096	\$931	\$64,027	1	1.48%	\$64,027	\$64,027	**	100.0%
Property Agreement Advisory Services FY-2011	02719-NTT-00-CS-PM : WA 03-02	James W. Griffin		\$64,061		\$64,061			\$36,122	\$36,122	**	56.4%
Mobile Source Air Toxics and Environmental Justice Analyses	02726-NTT-00-IL-PM : TO 03	NCTCOG		\$16,000		\$16,000			\$11,725	\$11,725	**	73.3%
Property Agreement Advisory Services FY-2012	03330-NTT-00-CS-PM : WA 01-01	James W. Griffin		\$53,588		\$53,588				\$53,588		
Property Agreement Renewals	C-156 : TO 156	James W. Griffin		\$30,238		\$30,238			\$30,238	\$30,238	*	100.0%
Base Map Data Collection	CIF-161 : WA 01 4B5A	Aero-Metric, Inc., DBA Markhurd		\$31,795		\$31,795			\$31,795	\$31,795	*	100.0%
Potential Alignment Analysis	DNT-357 : WA 12	HNTB Corporation		\$92,603		\$92,603			\$57,493	\$57,493	*	62.1%
Data Collection and Sketch Level T&R Analysis	DNT-544 : WA 2010-12 Pt 1	CDM Smith, Inc.		\$94,300		\$94,300			\$91,370	\$91,370	*	96.9%
Schematic Traffic Development	DNT-544 : WA 2010-12 Pt 2	CDM Smith, Inc.		\$76,400		\$76,400			\$61,263	\$61,263	*	80.2%
Miscellaneous Costs (Postage & Delivery, Public Event Expense)	Multiple Contracts/Purchase Orders	Multiple Providers		\$9,518		\$9,518			\$9,518	\$9,518		100.0%
SUBTOTAL				\$2,054,338	\$56,475	\$2,110,814	5		\$1,971,835			
Design												
Construction (includes Construction Management)												
ITS and Toll Gantry Equipment												
Others (ROW, Utilities, etc.)												
Construction Contingency												
TOTAL				\$4,472,596	\$223,773	\$4,696,370	25		\$4,227,684			

Note: The Estimate at Completion includes all currently committed contract values, as well as any pending contract values.
¹ Estimates are not provided at this time.



Monthly Corridor Program Status As of March 31, 2012

State Highway 170



Work Breakdown Structure			Estimate	Contract Actions					Expenditures	Summary Report		
Description	Contract Number	Contractor/Consultant	Level F ¹	Contract Award	Contract Changes	Committed Contract Value	Number Of Contract Changes	Percent Change	Costs Incurred	Estimate At Completion	Status	Percent Incurred
Administration (includes Corridor Management and Legal)												
GEC Services	02005-NTT-00-PS-AD : TO 704	HNTB Corporation		\$65,025		\$65,025			\$65,025	\$65,025	**	100.0%
PMO Project Management	02005-NTT-00-PS-AD : WA 02 PM	HNTB Corporation		\$278,400	-\$47,327	\$231,073	2	-17.00%	\$230,682	\$230,682	**	99.8%
PMO Project Management FY-2008	02005-NTT-00-PS-AD : WA 10-02 PM	HNTB Corporation		\$999,900	-\$4,140	\$995,760	1	-0.41%	\$995,760	\$995,760	**	100.0%
PMO Project Management FY-2009	02005-NTT-00-PS-AD : WA 12-02 PM	HNTB Corporation		\$1,474,852	-\$1,066,294	\$408,558	2	-72.30%	\$408,558	\$408,558	**	100.0%
PMO Project Management FY-2010	02005-NTT-00-PS-AD : WA 15-07 PM	HNTB Corporation		\$208,953	-\$101,754	\$107,199	4	-48.70%	\$107,199	\$107,199	**	100.0%
PMO Project Management FY-2011	02005-NTT-00-PS-AD : WA 17-06 PM	HNTB Corporation		\$288,000		\$288,000	5		\$211,016	\$211,016	**	73.3%
PMO Project Management FY-2012	02005-NTT-00-PS-AD : WA 19-12 PM	HNTB Corporation		\$374,460		\$374,460				\$374,460		
Production Management Services	02058-NTT-00-PS-EN : WA 04 SH170	Atkins North America, Inc.		\$20,673		\$20,673	1		\$20,673	\$20,673	**	100.0%
Production Management Services	02058-NTT-00-PS-EN : WA 08 SH170	Atkins North America, Inc.		\$11,784		\$11,784			\$11,784	\$11,784	**	100.0%
Production Management Services FY-2009	02058-NTT-00-PS-EN : WA 09 SH170	Atkins North America, Inc.		\$106,359	-\$85,938	\$20,421	3	-80.80%	\$20,421	\$20,421	**	100.0%
Production Management Services FY-2010	02058-NTT-00-PS-EN : WA 10 SH170	Atkins North America, Inc.		\$12,700	-\$6,592	\$6,108	1	-51.91%	\$6,108	\$6,108	**	100.0%
Corridor Management FY-2008	02362-SH170-00-PS-PM : WA 01	Kimley-Horn & Associates, Inc.		\$264,222	-\$95,528	\$168,693	1	-36.15%	\$168,693	\$168,693	**	100.0%
Corridor Management FY-2009	02362-SH170-00-PS-PM : WA 02	Kimley-Horn & Associates, Inc.		\$531,692	-\$371,625	\$160,067	2	-69.89%	\$160,067	\$160,067	**	100.0%
Corridor Management FY-2010	02362-SH170-00-PS-PM : WA 03	Kimley-Horn & Associates, Inc.		\$418,000	-\$209,318	\$208,682	1	-50.08%	\$208,682	\$208,682	**	100.0%
Corridor Management FY-2011	02362-SH170-00-PS-PM : WA 04	Kimley-Horn & Associates, Inc.		\$382,500		\$382,500			\$294,655	\$294,655	**	77.0%
Corridor Management FY-2012	02362-SH170-00-PS-PM : WA 05	Kimley-Horn & Associates, Inc.		\$246,200		\$246,200				\$246,200		
Legal Services	DNT-525	Locke Lord Bissell & Liddell, LLP		\$98,661		\$98,661			\$98,661	\$98,661		100.0%
SUBTOTAL				\$5,782,381	-\$1,988,516	\$3,793,864	23		\$3,007,984			
Planning												
Project Development/Environmental Documentation	02281-SH170-00-PS-PD	Jacobs Engineering Group, Inc.		\$1,043,834	\$124,109	\$1,167,943	4	11.89%	\$1,068,207	\$1,167,943		91.5%
Mobile Source Air Toxics and Environmental Justice Analyses	02726-NTT-00-IL-PM : TO 05	NCTCOG		\$16,000		\$16,000			\$9,576	\$16,000		59.9%
Mobile Source Air Toxics and Environmental Justice Analyses	02726-NTT-00-IL-PM : TO 08	NCTCOG		\$16,000		\$16,000			\$13,137	\$13,137	**	82.1%
Sketch Level T&R Study	DNT-544 : WA 2006-10 Pt 1	CDM Smith, Inc.		\$25,000		\$25,000			\$22,952	\$22,952	*	91.8%
Sketch Level T&R Study	DNT-544 : WA 2007-17 Pt 1	CDM Smith, Inc.		\$77,500		\$77,500			\$74,813	\$74,813	*	96.5%
Sketch Level T&R Study	DNT-544 : WA 2007-17 Pt 2	CDM Smith, Inc.		\$45,000		\$45,000			\$42,692	\$42,692	*	94.9%
Schematic Traffic Volumes and Pre-Sketch Level T&R	DNT-544 : WA 2010-07	CDM Smith, Inc.		\$50,000		\$50,000			\$47,265	\$47,265	*	94.5%
Section 1 2011 Schematic Traffic and T&R Services	DNT-544 : WA 2011-04	CDM Smith, Inc.		\$75,000		\$75,000			\$61,663	\$75,000		82.2%
Mobile Source Air Toxics and Environ. Justice Impacts Analysis	FSF-46 : TO 02 SH170	NCTCOG		\$4,200		\$4,200			\$4,200	\$4,200	*	100.0%
Corridor Map	Multiple Purchase Orders	Bohannon Huston, Inc.		\$15,300		\$15,300			\$15,300	\$15,300	**	100.0%
Aerial Photography	Purchase Order	NCTCOG		\$8,000		\$8,000			\$8,000	\$8,000	**	100.0%
Miscellaneous Costs (Postage & Delivery, Public Event Expense)	Multiple Purchase Orders	Multiple Providers		\$3,271		\$3,271			\$3,271	\$3,271		100.0%
SUBTOTAL				\$1,379,105	\$124,109	\$1,503,214	4		\$1,371,076			
Design												
Aerial Photography Services	02016-NTT-00-PS-IT : WA 04 SH170	Aero-Metric, Inc., DBA Markhurd		\$50,228		\$50,228			\$50,228	\$50,228	*	100.0%
SUBTOTAL				\$50,228		\$50,228			\$50,228			
Construction (includes Construction Management)												
ITS and Toll Gantry Equipment												
Others (ROW, Utilities, etc.)												
Construction Contingency												
TOTAL				\$7,211,714	-\$1,864,407	\$5,347,306	27		\$4,429,288			

Note: The Estimate at Completion includes all currently committed contract values, as well as any pending contract values.
¹ Estimates are not provided at this time.



Monthly Corridor Program Status As of March 31, 2012

State Highway 360



Work Breakdown Structure			Estimate	Contract Actions					Expenditures	Summary Report		
Description	Contract Number	Contractor/Consultant	Level F ¹	Contract Award	Contract Changes	Committed Contract Value	Number Of Contract Changes	Percent Change	Costs Incurred	Estimate At Completion	Status	Percent Incurred
Administration (includes Corridor Management and Legal)												
GEC Services	02005-NTT-00-PS-AD : TO 706	HNTB Corporation		\$74,522		\$74,522			\$74,522	\$74,522	**	100.0%
PMO Project Management	02005-NTT-00-PS-AD : WA 01 PM	HNTB Corporation		\$283,900	-\$79,407	\$204,493	2	-27.97%	\$204,493	\$204,493	**	100.0%
PMO Project Management FY-2008	02005-NTT-00-PS-AD : WA 10-01 PM	HNTB Corporation		\$1,071,100	-\$60	\$1,071,040	1	-0.01%	\$1,071,040	\$1,071,040	**	100.0%
PMO Project Management FY-2009	02005-NTT-00-PS-AD : WA 12-01 PM	HNTB Corporation		\$1,631,725	-\$1,040,459	\$591,266	2	-63.76%	\$591,266	\$591,266	**	100.0%
PMO Project Management FY-2010	02005-NTT-00-PS-AD : WA 15-08 PM	HNTB Corporation		\$422,423	\$414,668	\$837,091	4	98.16%	\$837,091	\$837,091	**	100.0%
PMO Project Management FY-2011	02005-NTT-00-PS-AD : WA 17-07 PM	HNTB Corporation		\$489,600	\$135,000	\$624,600	4	27.57%	\$539,101	\$539,101	**	86.3%
PMO Project Management FY-2012	02005-NTT-00-PS-AD : WA 19-13 PM	HNTB Corporation		\$473,894		\$473,894				\$473,894		
Production Management Services	02058-NTT-00-PS-EN : WA 04 SH360	Atkins North America, Inc.		\$18,263		\$18,263	1		\$18,263	\$18,263	**	100.0%
Production Management Services	02058-NTT-00-PS-EN : WA 08 SH360	Atkins North America, Inc.		\$9,866		\$9,866			\$9,866	\$9,866	**	100.0%
Production Management Services FY-2009	02058-NTT-00-PS-EN : WA 09 SH360	Atkins North America, Inc.		\$106,359	-\$86,240	\$20,119	3	-81.08%	\$20,119	\$20,119	**	100.0%
Production Management Services FY-2010	02058-NTT-00-PS-EN : WA 10 SH360	Atkins North America, Inc.		\$12,700	-\$6,301	\$6,399	1	-49.61%	\$6,399	\$6,399	**	100.0%
SUBTOTAL				\$4,594,352	-\$662,799	\$3,931,553	18		\$3,372,160			
Planning												
Project Development/Environmental Documentation	02282-SH360-00-PS-PD	HDR Engineering, Inc.		\$1,742,901	\$283,822	\$2,026,722	6	16.28%	\$1,853,854	\$2,026,722		91.5%
Mobile Source Air Toxics and Environmental Justice Analyses	02726-NTT-00-IL-PM : TO 04	NCTCOG		\$16,000		\$16,000				\$16,000		
Mobile Source Air Toxics and Environmental Justice Analyses	02726-NTT-00-IL-PM : TO 07	NCTCOG		\$16,000		\$16,000			\$13,136	\$13,136	**	82.1%
Sketch Level T&R Study	DNT-544 : WA 2006-10 Pt 2	CDM Smith, Inc.		\$25,000		\$25,000			\$22,952	\$22,952	*	91.8%
Sketch Level T&R Study	DNT-544 : WA 2007-16 Pt 1	CDM Smith, Inc.		\$77,500		\$77,500			\$76,999	\$76,999	*	99.4%
Sketch Level T&R Study	DNT-544 : WA 2007-16 Pt 2	CDM Smith, Inc.		\$45,000		\$45,000			\$43,379	\$43,379	*	96.4%
Pre-Sketch Level T&R Analysis	DNT-544 : WA 2010-08	CDM Smith, Inc.		\$20,000	\$49,400	\$69,400	1	247.00%	\$69,189	\$69,189	*	99.7%
Section 1 2011 Schematic Traffic and T&R Services	DNT-544 : WA 2011-05	CDM Smith, Inc.		\$106,000	\$98,800	\$204,800	1	93.21%	\$128,604	\$204,800		62.8%
Mobile Source Air Toxics and Environ. Justice Impacts Analysis	FSF-46 : TO 02 SH360	NCTCOG		\$3,000		\$3,000			\$3,000	\$3,000	*	100.0%
Corridor Map	Multiple Purchase Orders	Bohannon Huston, Inc.		\$27,200		\$27,200			\$27,200	\$27,200	**	100.0%
Aerial Photography	Purchase Order	NCTCOG		\$5,000		\$5,000			\$5,000	\$5,000	**	100.0%
Miscellaneous Costs (Postage & Delivery, Public Event Expense)	Multiple Purchase Orders	Multiple Providers		\$15,393		\$15,393			\$15,393	\$15,393		100.0%
SUBTOTAL				\$2,098,994	\$432,022	\$2,531,015	8		\$2,258,706			
Design												
Aerial Photography Services	02016-NTT-00-PS-IT : WA 04 SH360	Aero-Metric, Inc., DBA Markhurd		\$24,455		\$24,455			\$24,455	\$24,455	*	100.0%
SUBTOTAL				\$24,455		\$24,455			\$24,455			
Construction (includes Construction Management)												
ITS and Toll Gantry Equipment												
Others (ROW, Utilities, etc.)												
Construction Contingency												
TOTAL				\$6,717,801	-\$230,777	\$6,487,023	26		\$5,655,321			

Note: The Estimate at Completion includes all currently committed contract values, as well as any pending contract values.
¹ Estimates are not provided at this time.



Monthly Corridor Program Status As of March 31, 2012

Trinity Parkway



Work Breakdown Structure			Estimate	Contract Actions					Expenditures	Summary Report		
Description	Contract Number	Contractor/Consultant	Level E	Contract Award	Contract Changes	Committed Contract Value	Number Of Contract Changes	Percent Change	Costs Incurred	Estimate At Completion	Status	Percent Incurred
Administration (includes Corridor Management and Legal)			\$46,201,732									
GEC Services	02005-NTT-00-PS-AD : TO 105	HNTB Corporation		\$158,873		\$158,873			\$158,873	\$158,873	**	100.0%
GEC Services	02005-NTT-00-PS-AD : TO 707	HNTB Corporation		\$241,418		\$241,418			\$241,418	\$241,418	**	100.0%
PMO Project Management	02005-NTT-00-PS-AD : WA 04 PM	HNTB Corporation		\$212,600	\$88,615	\$301,215	2	41.68%	\$301,214	\$301,214	**	100.0%
PMO Project Management FY-2008	02005-NTT-00-PS-AD : WA 10-04 PM	HNTB Corporation		\$2,057,000	-\$213	\$2,056,787	1	-0.01%	\$2,056,787	\$2,056,787	**	100.0%
PMO Project Management FY-2009	02005-NTT-00-PS-AD : WA 12-04 PM	HNTB Corporation		\$4,255,688	-\$2,695,149	\$1,560,539	3	-63.33%	\$1,560,539	\$1,560,539	**	100.0%
PMO Project Management FY-2010	02005-NTT-00-PS-AD : WA 15-09 PM	HNTB Corporation		\$625,366	-\$161,848	\$463,518	5	-25.88%	\$463,518	\$463,518	**	100.0%
PMO Project Management FY-2011	02005-NTT-00-PS-AD : WA 17-10 PM	HNTB Corporation		\$460,800		\$460,800	5		\$258,442	\$258,442	**	56.1%
PMO Project Management FY-2012	02005-NTT-00-PS-AD : WA 19-14 PM	HNTB Corporation		\$332,266		\$332,266				\$332,266	**	
Corridor Management FY-2009	02005-NTT-00-PS-AD : WA 14-02 PM	HNTB Corporation		\$632,545	-\$98,078	\$534,467	2	-15.51%	\$534,467	\$534,467	**	100.0%
Corridor Management FY-2010	02005-NTT-00-PS-AD : WA 16 PM	HNTB Corporation		\$115,003	\$50,928	\$165,931	2	44.28%	\$165,931	\$165,931	**	100.0%
Corridor Management FY-2011	02005-NTT-00-PS-AD : WA 18 PM	HNTB Corporation		\$190,835		\$190,835			\$111,043	\$111,043	**	58.2%
Production Management Services	02058-NTT-00-PS-EN : WA 04 TP	Atkins North America, Inc.		\$48,614		\$48,614	1		\$48,614	\$48,614	**	100.0%
Production Management Services	02058-NTT-00-PS-EN : WA 08 TP	Atkins North America, Inc.		\$47,419		\$47,419			\$47,419	\$47,419	**	100.0%
Production Management Services FY-2009	02058-NTT-00-PS-EN : WA 09 TP	Atkins North America, Inc.		\$244,550	-\$209,790	\$34,760	3	-85.79%	\$34,760	\$34,760	**	100.0%
Production Management Services FY-2010	02058-NTT-00-PS-EN : WA 10 TP	Atkins North America, Inc.		\$7,500	-\$2,119	\$5,381	1	-28.25%	\$5,381	\$5,381	**	100.0%
Design Management Services	02640-TRP-00-PS-PM : WA 01	Kimley-Horn & Associates, Inc.		\$419,454	-\$222,479	\$196,976	3	-53.04%	\$196,976	\$196,976	**	100.0%
Legal Services	DNT-525	Locke Lord Bissell & Liddell, LLP		\$733,486		\$733,486			\$733,486	\$733,486	**	100.0%
Miscellaneous Costs (Advertising, Postage & Delivery, etc.)	Multiple Purchase Orders	Multiple Providers		\$43,090		\$43,090			\$43,090	\$43,090	**	100.0%
SUBTOTAL				\$10,826,507	-\$3,250,133	\$7,576,375	28		\$6,961,958			
Planning			\$30,801,154									
Trinity Parkway Workshop	02056-NTT-00-PS-EN : TO 15	Kellogg Brown & Root Services, Inc.		\$3,135		\$3,135			\$3,135	\$3,135	**	100.0%
Supplemental Analysis	DNT-244 : WA 03-02	CDM Smith, Inc.		\$30,400		\$30,400			\$30,400	\$30,400	*	100.0%
Sketch Level T&R Evaluation	DNT-544 : WA 2006-08	CDM Smith, Inc.		\$35,000	\$15,000	\$50,000	1	42.86%	\$49,231	\$49,231	*	98.5%
Network Coding	DNT-544 : WA 2007-03 Pt 2	CDM Smith, Inc.		\$7,000		\$7,000			\$5,331	\$5,331	*	76.2%
Independent Economic Review	DNT-544 : WA 2008-07 Pt 1	CDM Smith, Inc.		\$149,000		\$149,000			\$127,227	\$127,227	*	85.4%
Interstate Access Justification Report/Traffic Operations Analysis	DNT-544 : WA 2008-07 Pt 10	CDM Smith, Inc.		\$176,500		\$176,500			\$155,148	\$155,148	*	87.9%
Traffic Data Collection (Traffic Counts, Speed & Delay Info)	DNT-544 : WA 2008-07 Pt 2	CDM Smith, Inc.		\$110,000		\$110,000			\$108,127	\$108,127	*	98.3%
Preference Surveys	DNT-544 : WA 2008-07 Pt 3	CDM Smith, Inc.		\$231,000		\$231,000			\$216,962	\$216,962	*	93.9%
Preliminary T&R Study	DNT-544 : WA 2008-07 Pt 4	CDM Smith, Inc.		\$271,600		\$271,600	1		\$158,040	\$158,040	*	58.2%
NEPA Document	FSF-46 : TO 03	NCTCOG		\$24,732		\$24,732			\$24,732	\$24,732	*	100.0%
Miscellaneous Costs (Advertising, Public Hearing, Reproduction, etc.)	Multiple Purchase Orders	Multiple Providers		\$43,302		\$43,302			\$43,302	\$43,302	**	100.0%
SUBTOTAL				\$1,081,669	\$15,000	\$1,096,669	2		\$921,635			
Design			\$123,204,618									
Design Criteria Manual	02005-NTT-00-PS-AD : WA 14-01 PM	HNTB Corporation		\$549,696	-\$74,281	\$475,415	2	-13.51%	\$475,415	\$475,415	**	100.0%
Section 5 Design Engineer	02451-TRP-05-PS-PM : WA 01	Michael Baker Jr., Inc.		\$3,650,000	-\$788,205	\$2,861,795	3	-21.59%	\$2,861,795	\$2,861,795	**	100.0%
Section 1 Design Engineer	02452-TRP-01-PS-PM : WA 01	HDR Engineering, Inc.		\$4,317,631	-\$788,612	\$3,529,019	3	-18.26%	\$3,529,019	\$3,529,019	**	100.0%
Section 2 Design Engineer	02453-TRP-02-PS-PM : WA 01	Lina T. Ramey and Associates, Inc.		\$3,208,255	-\$579,944	\$2,628,311	4	-18.08%	\$2,628,311	\$2,628,311	**	100.0%
Section 3 Design Engineer	02454-TRP-03-PS-PM : WA 01	Huitt-Zollars, Inc.		\$3,550,000	-\$620,114	\$2,929,886	4	-17.47%	\$2,844,887	\$2,929,886	**	97.1%
Section 4 Design Engineer	02455-TRP-04-PS-PM : WA 01	Transsystems Corp. Consultants		\$2,091,379	-\$744,213	\$1,347,166	3	-35.58%	\$1,347,166	\$1,347,166	**	100.0%
Geotechnical/Retaining Wall Engineer	02493-TRP-00-PS-PM : WA 01	Terracon Consultants, Inc.		\$2,079,730	\$673,126	\$2,752,856	7	32.37%	\$2,514,924	\$2,752,856	**	91.4%
Geotechnical/Levee Analysis	02580-TRP-00-PS-PM : WA 01	Fugro Consultants, LP		\$5,138,964	\$1,864,323	\$7,003,287	6	36.28%	\$7,003,287	\$7,003,287	**	100.0%
Pavement Design Engineer	02588-TRP-00-PS-PM : WA 01	CTL/Thompson Texas, LLC		\$560,886		\$560,886	5		\$548,993	\$560,886	**	97.9%
SUBTOTAL				\$25,146,541	-\$1,057,920	\$24,088,621	37		\$23,753,797			
Construction (includes Construction Management)			\$1,171,143,705									
SUBTOTAL												
ITS and Toll Gantry Equipment			\$10,841,476									
SUBTOTAL												
Others (ROW, Utilities, etc.)			\$192,750,111									
ROW & Utility Coordination & Utility Inspection Services	DNT-520 : WA 08	Atkins North America, Inc.		\$46,898	\$75,758	\$122,656	1	161.54%	\$122,624	\$122,624	**	100.0%
Miscellaneous Costs (Reproduction etc.)	Multiple Contracts/Purchase Orders	Multiple Providers		\$331		\$331			\$331	\$331	**	100.0%
SUBTOTAL				\$47,229	\$75,758	\$122,987	1		\$122,955			
Construction Contingency			\$213,896,906									
TOTAL			\$1,788,839,702	\$37,101,946	-\$4,217,295	\$32,884,652	68		\$31,760,345			
Reimbursements to NTTA			\$30,000,000									
Advance Funding Agreement	02682-TRP-00-PS-PM	TxDOT		\$30,000,000		\$30,000,000			\$25,033,924	\$30,000,000		
SUBTOTAL				\$30,000,000		\$30,000,000			\$25,033,924			
Work Performed by Others			\$84,000,000									
Environmental Documentation (Paid through an ILA w/City of Dallas) ¹	FSF-65	Half Associates, Inc.		\$3,591,769	\$12,183,972	\$15,775,741	10	339.22%	\$13,885,020	\$15,775,741		
TOTAL NTTA COSTS				\$7,101,946	-\$4,217,295	\$2,884,652	68		\$6,726,421			

Note: The total project estimate listed at \$1,788,839,702 is based on Alternative 3c, which is one of the alternatives under consideration at this time. The Alternative 3c estimate has merely been included in this instance as a representative value for all the alternatives under consideration. ¹Contract shown for informational purposes only; it is not included in the TOTAL NTTA COSTS calculations. The Estimate at Completion includes all currently committed contract values, as well as any pending contract values.

NTTA Contract Change Report



Change Order (CO) Report for March 2012

Total COs by category

Associated ATP Authorization Limit	Associated ATP Approving Authority	Number Executed
Credits		3
Up to \$25,000	Director	21
Up to \$100,000	Assistant Executive Director	1
Up to \$300,000	Executive Director	2
Over \$300,000	Board of Directors	1
TOTAL		28

28 change orders (COs) were executed in March.

Total COs by corridor

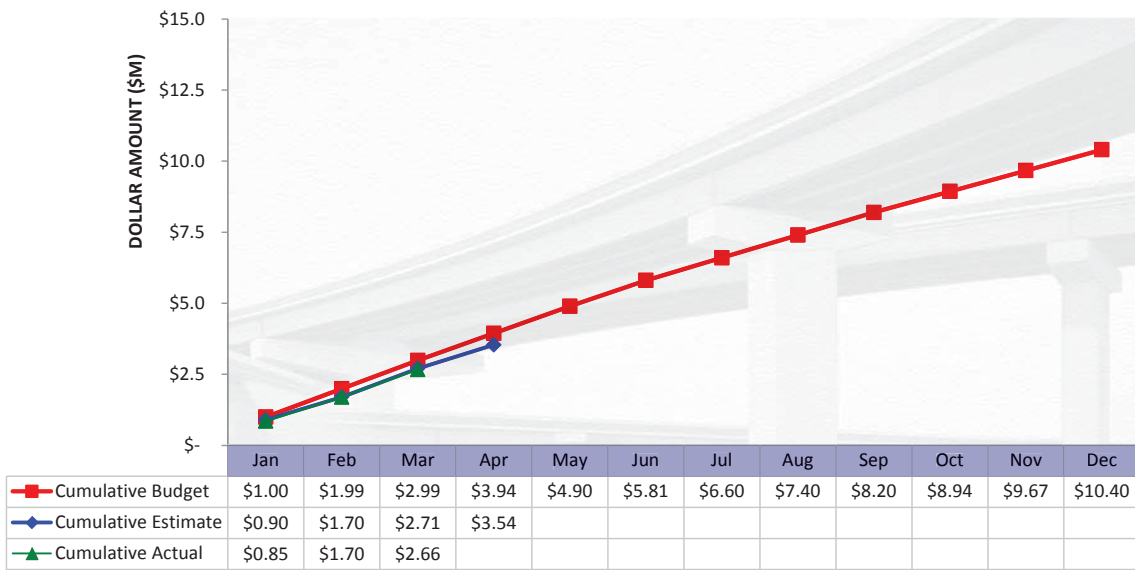
Corridor	Number Executed
DNT Phase 3	
Lewisville Lake Toll Bridge	
President George Bush Turnpike Eastern Extension	16
Sam Rayburn Tollway	2
President George Bush Turnpike Western Extension (SH 161)	
Chisholm Trail Parkway	2
Capital Improvement Program	8
TOTAL	28

ATP= Authorization to proceed



2012 NTTA Project Delivery Management Cost

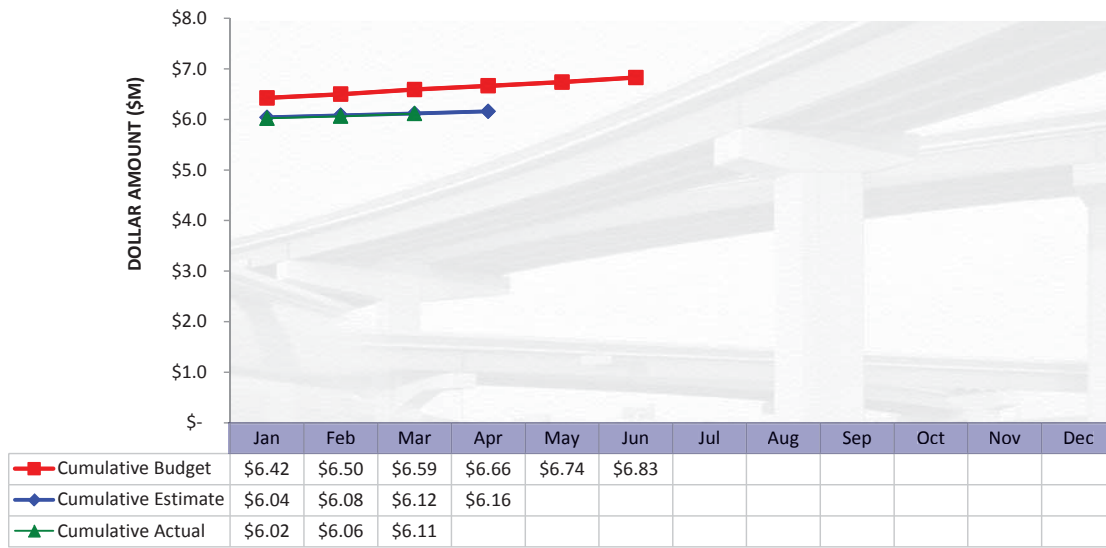
PROGRAM MANAGEMENT CONSULTANT & GENERAL ENGINEERING CONSULTANT HNTB CORPORATION



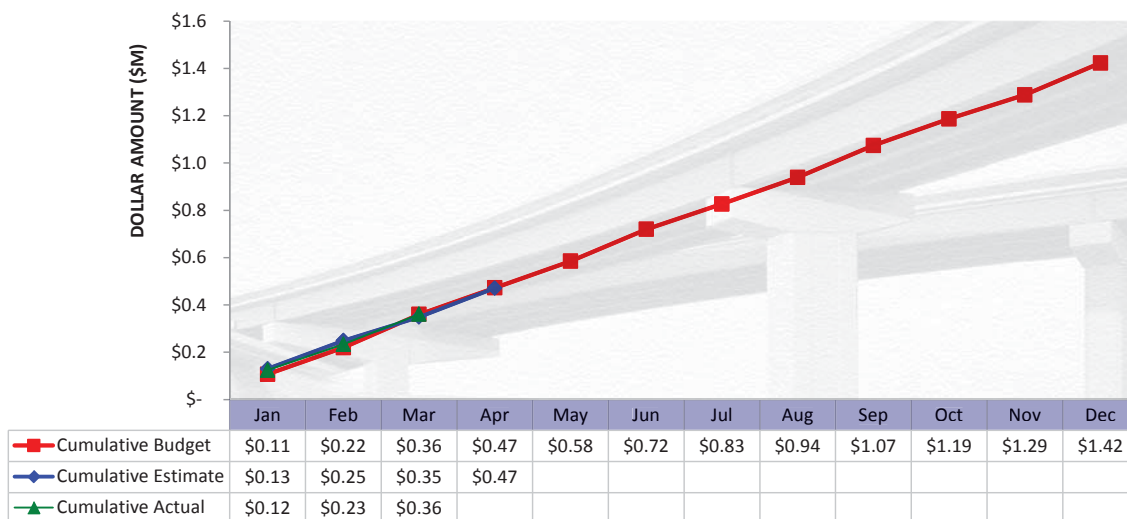
2012 NTTA Corridor Management Cost



SAM RAYBURN TOLLWAY CORRIDOR MANAGEMENT HDR ENGINEERING, INC.



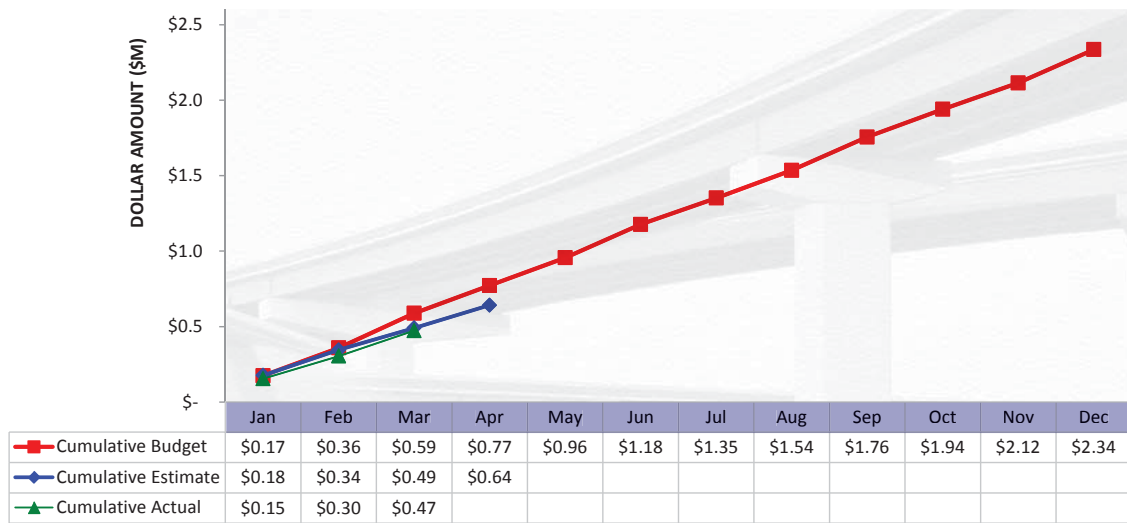
PGBT WESTERN EXTENSION (SH 161) CORRIDOR MANAGEMENT HDR ENGINEERING, INC.





2012 NTTA Corridor Management Cost

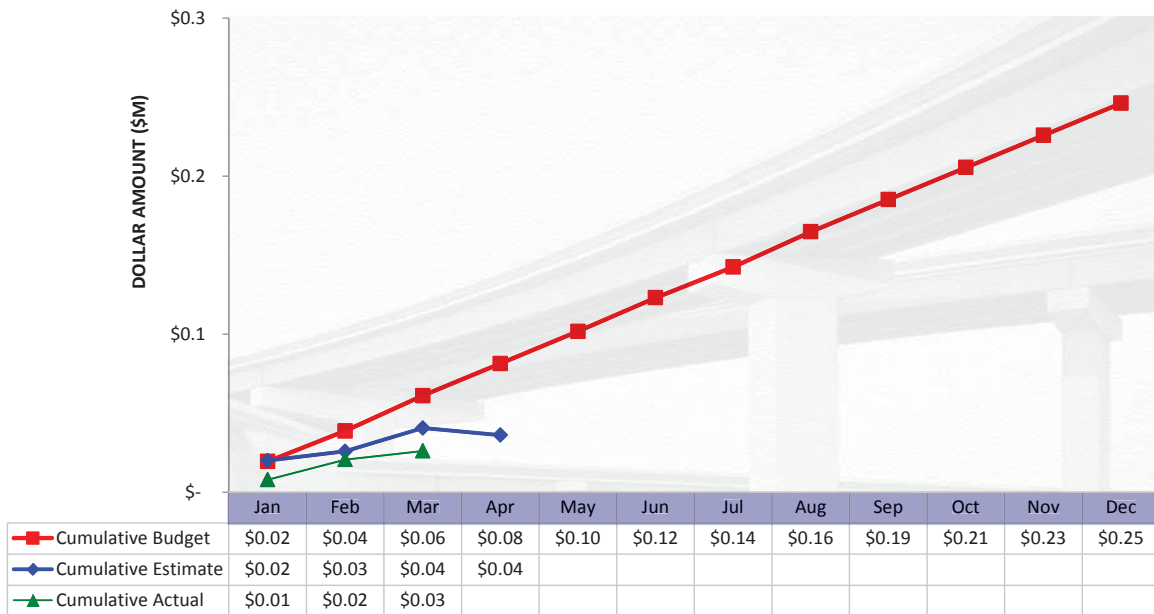
CHISHOLM TRAIL PARKWAY CORRIDOR MANAGEMENT JACOBS ENGINEERING GROUP, INC.



2012 NTTA Corridor Management Cost



SH 170 CORRIDOR MANAGEMENT KIMLEY-HORN & ASSOCIATES, INC.





NTTA Capital Improvement Program

Project	Segment/ Section	Limit	NTTA Cost (\$M)	Schedule
Dallas North Tollway	Segment 1	NTTA Design Standards Implementation	\$9.91	Complete 2015
		Landscaping	\$3.34	Complete 2014
		LBJ Interchange	\$0.68	To be determined TxDOT Design/Construction
		Ramp All-ETC Conversion	\$60.85	Conversion Dec. 2010 Complete end 2011
	Segment 2	MLP 2 and Ramp All-ETC Conversion		
	Segment 3	MLP 3 and Ramp All-ETC Conversion		
	Segment 4	MLP 4 and Ramp All-ETC Conversion		
Addison Airport Toll Tunnel		Addison Road Intersection Improvements	\$1.30	To be determined Construction by others
		All-ETC Conversion	\$0.89	Conversion Dec. 2010 Complete mid-2011
Mountain Creek Lake Toll Bridge		All-ETC Conversion	\$0.89	Conversion Dec. 2010 Complete mid-2011
President George Bush Turnpike		U.S. 75 Interchange Improvements	\$2.60	To be determined TxDOT Design/Construction
		All-ETC Conversion	\$17.76	Phase 1 conversion July 2009 Phase 2 complete Aug. 2013
Total			\$98.22	

MLP = Main Lane Plaza

NTTA Capital Improvement Program



Project	Segment/Section	Limit	2010	2011	2012	2013	2014	2015	2016	
Dallas North Tollway	Segment 1	NTTA Design Standards Implementation							2015	
		Landscaping						2014	2015	
		LBJ Interchange				To be determined TxDOT Design/Construction				
		Ramp All-ETC Conversion	2010	2011	2012					
	Segment 2	MLP 2 and Ramp All-ETC Conversion	2010	2011	2012					
	Segment 3	MLP 3 and Ramp All-ETC Conversion	2010	2011	2012					
	Segment 4	MLP 4 and Ramp All-ETC Conversion	2010	2011	2012					
Addison Airport Toll Tunnel		Addison Road Intersection Improvements			To be determined Construction by others					
		All-ETC Conversion	2010	2011	2012					
Mountain Creek Lake Toll Bridge		All-ETC Conversion	2010	2011	2012					
President George Bush Turnpike		U.S. 75 Interchange Improvements			To be determined TxDOT Design/Construction					
		All-ETC Conversion		2011	2012	2013	2014	2015	2016	

■ Planning
 ■ Design
 ■ Construction
 ▲ All-ETC went live
 ◆ Construction Complete



NTTA Quick Fact Sheet

Project	Segment/ Section	Limit	Length	Cost (\$M)		Total	Total Length (Approx.mi)	Time Frame
				NTTA	TxDOT/ Others			
NTTA System Construction Projects								
PGBT Eastern Extension	Section 28A	Frontage roads (open)	—	\$20		\$958	9.9	Complete
	Section 28	West of SH 78 to west of Miles Road	2.3	\$139	\$5.7			Opened December 21, 2011
	Section 29	West of Miles Road to north of future Merritt Road	2.2	\$95	\$14.8			Opened December 21, 2011
	Section 30	North of future Merritt Road to south of Main Street	2.7	\$192	\$28.9			Opened December 21, 2011
	Section 31	South of Main Street to north shore of Lake Ray Hubbard	1.4	\$92.9	\$8.5			Opened December 21, 2011
	Section 32	North shore of Lake Ray Hubbard to I-30 (TxDOT section)	1.3		\$361.2			Opened December 21, 2011
Sam Rayburn Tollway	Segment 1	Denton Tap Road to Old Denton Road	7.1	\$41.1		\$638.8	26.2	Opened August 31, 2008
	Segment 2	Old Denton Road to Hillcrest Road	9					Opened September 29, 2009
	Segment 3	Hillcrest Road to Hardin Boulevard	6.9	\$207.9				All SRT direct connectors open to traffic as of March 2011
	Segment 4	Hardin Boulevard to Medical Center Drive, east of U.S. 75 interchange	2.9	\$240.4				All direct connectors open to traffic as of November 14, 2011
	Segment 5	SRT/Dallas North Tollway interchange	0.3	\$149.4				
DNT 4th Lane		Parker Road to Legacy Drive	5	\$86.1		\$86.1	5	Open 2015
DNT/PGBT Interchange & Ramp Modifications		DNT/PGBT Interchange	—	\$100.1		\$100.1		Open 2015
PGBT Widening		Between I-35E and SH 78	19.7	\$78.3		\$78.3	19.7	To be determined
Special System Construction Projects								
PGBT Western Extension (SH 161)	Phase 1	SH 183 interchange and frontage roads from N. Carrier Parkway to I-20	8.4			\$546.6	11.5	Opened August 2, 2009
	Phase 2	Two main lanes in each direction from SH 183 to Egyptian Way	4.2	\$5.8				Opened August 2, 2009
	Phase 3	Third main lane in each direction and frontage roads from Conflans Road to N. Carrier Parkway	3.5	\$13.4				Opened April 10, 2010
	Phase 4	Main lanes north of I-30 to I-20 and interchanges at I-30 and I-20	6.5	\$515.4	\$12			October 2012
Chisholm Trail Parkway	Section 1	I-30/Summit Avenue	0.9	\$156.2	\$455.8	\$1.4B	27.6	Open by mid-2014
	Section 2	Rogers Road to south of Arborlawn Drive	3.1	\$97.6				Open by mid-2014
	Section 2B	At Hulen Street and UPRR Davidson Yard	0.8	\$100.9				Open by mid-2014
	Section 2C	Forest Park Boulevard to south of Hulen Street	2.4	\$21.2				Open by mid-2014
	Section 3A	Arborlawn Drive to Overton Ridge Boulevard - Local access improvements	1.6	\$7.3				Open February 2013
	Section 3B	South of Arborlawn Drive to south of Overton Ridge Boulevard		\$122.2				Open by mid-2014
	Section 4	South of Overton Ridge Boulevard to south of Altamesa Boulevard	2.3	\$77.6				Open by mid-2014
	Section 5	South of Altamesa Boulevard to FM 1187	5.8	\$90.8				\$28.3
Section 6	FM 1187 to U.S. 67	13.1	\$185.9	\$53.3	Open by mid-2014			
Corridors Under Study								
Dallas North Tollway Phases 4/5	Section 4A	U.S. 380 to FM 428	Approx. 6.2				6.2	TBD
	Section 4B	FM 428 extending north to the county line	7.7				7.7	TBD
	Section 5A	Extension north of the county line	4.3				4.3	TBD
SH 170	Section 1	SH 114 to I-35W	5.8			TBD	11.3	TBD
	Section 2	I-35W to U.S. 81/287	Approx. 5.5			TBD		TBD
SH 360	Section 1	Green Oaks Boulevard to U.S. 287	9.7			TBD	20.7	TBD
	Section 2	U.S. 287 to U.S. 67	Approx. 5.5			TBD		TBD
	Section 3	U.S. 67 to FM 2258	Approx. 5.5			TBD		TBD
Trinity Parkway		From SH 183/I-35E interchange to U.S. 175/SH 310	9			\$1.1 B - \$2.1 B	9	TBD
SH 190 East Branch		Between I-30 and I-20	Approx. 11			TBD	11	TBD

NTTA Quick Fact Sheet



Project	Segment/ Section	Limit	2010	2011	2012	2013	2014
NTTA System Construction Projects							
PGBT Eastern Extension	Section 28A	Frontage roads (open)					
	Section 28	West of SH 78 to west of Miles Road			◆		Opened December 21, 2011
	Section 29	West of Miles Road to north of future Merritt Road			◆		Opened December 21, 2011
	Section 30	North of future Merritt Road to south of Main Street			◆		Opened December 21, 2011
	Section 31	South of Main Street to north shore of Lake Ray Hubbard			◆		Opened December 21, 2011
	Section 32	North shore of Lake Ray Hubbard to I-30 (TxDOT section)		TxDOT Construction	◆		Opened December 21, 2011
Sam Rayburn Tollway	Segment 1	Denton Tap Road to Old Denton Road					Fully opened August 31, 2008
	Segment 2	Old Denton Road to Hillcrest Road					Fully opened September 29, 2009
	Segment 3	Hillcrest Road to Hardin Boulevard					Fully opened September 29, 2009
	Segment 4	Hardin Boulevard to Medical Center Drive, east of U.S. 75 interchange		◆			Fully opened March 31, 2011
	Segment 5	SRT/Dallas North Tollway interchange			◆		All ramps open as of November 14, 2011
DNT 4th Lane		Parker Road to Legacy Drive					
DNT/PGBT Interchange & Ramp Modifications		DNT/PGBT Interchange					
PGBT Widening		Between I-35E and SH 78					To Be Determined
Special System Construction Projects							
PGBT Western Extension (SH 161)	Phase 1	SH 183 interchange and service roads from N. Carrier Parkway to I-20					Fully opened August 2, 2009
	Phase 2	Two main lanes in each direction from SH 183 to Egyptian Way					Main lanes opened August 2, 2009
	Phase 3	Third main lane in each direction and service roads from Conflans Road to N. Carrier Parkway	◆	TxDOT Construction			Opened April 10, 2010
	Phase 4	Main lanes north of I-30 to I-20 and interchanges at I-30 and I-20			◆		
Chisholm Trail Parkway	Section 1	I-30/Summit Avenue					◆
	Section 2	Rogers Road to south of Arborlawn Drive					◆
	Section 2B	At Hulen Street and UPRR Davidson Yard					◆
	Section 2C	Forest Park Boulevard to south of Hulen Street					◆
	Section 3A	Arborlawn Drive to Overton Ridge Boulevard - Local access improvements		TxDOT Construction			◆
	Section 3B	South of Arborlawn Drive to south of Overton Ridge Boulevard					◆
	Section 4	South of Overton Ridge Boulevard to south of Altamesa Boulevard					◆
	Section 5	South of Altamesa Boulevard to FM 1187		TxDOT Design			◆
Section 6	FM 1187 to U.S. 67		TxDOT Design			◆	
Corridors Under Study							
Dallas North Tollway Phases 4/5	Section 4A	U.S. 380 to FM 428					To Be Determined
	Section 4B	FM 428 extending north to the county line					To Be Determined
	Section 5A	Extension north of the county line					To Be Determined
SH 170	Section 1	SH 114 to I-35W		NTTA Lead			To Be Determined
	Section 2	I-35W to U.S. 81/287					To Be Determined
SH 360	Section 1	Green Oaks Boulevard to U.S. 287		NTTA Lead			To Be Determined
	Section 2	U.S. 287 to U.S. 67					To Be Determined
	Section 2	U.S. 67 to FM 2258					To Be Determined
Trinity Parkway		From SH 183/I-35E interchange to U.S. 175/SH 310					To Be Determined
SH 190 East Branch		Between I-30 and I-20					To Be Determined

■ Planning
 ■ Design
 ■ Construction
 ■ Project Delivery
 ■ Design-Build
 ◆ Open To Traffic
 Project Delivery = Design and Construction through Authority or TxDOT effort