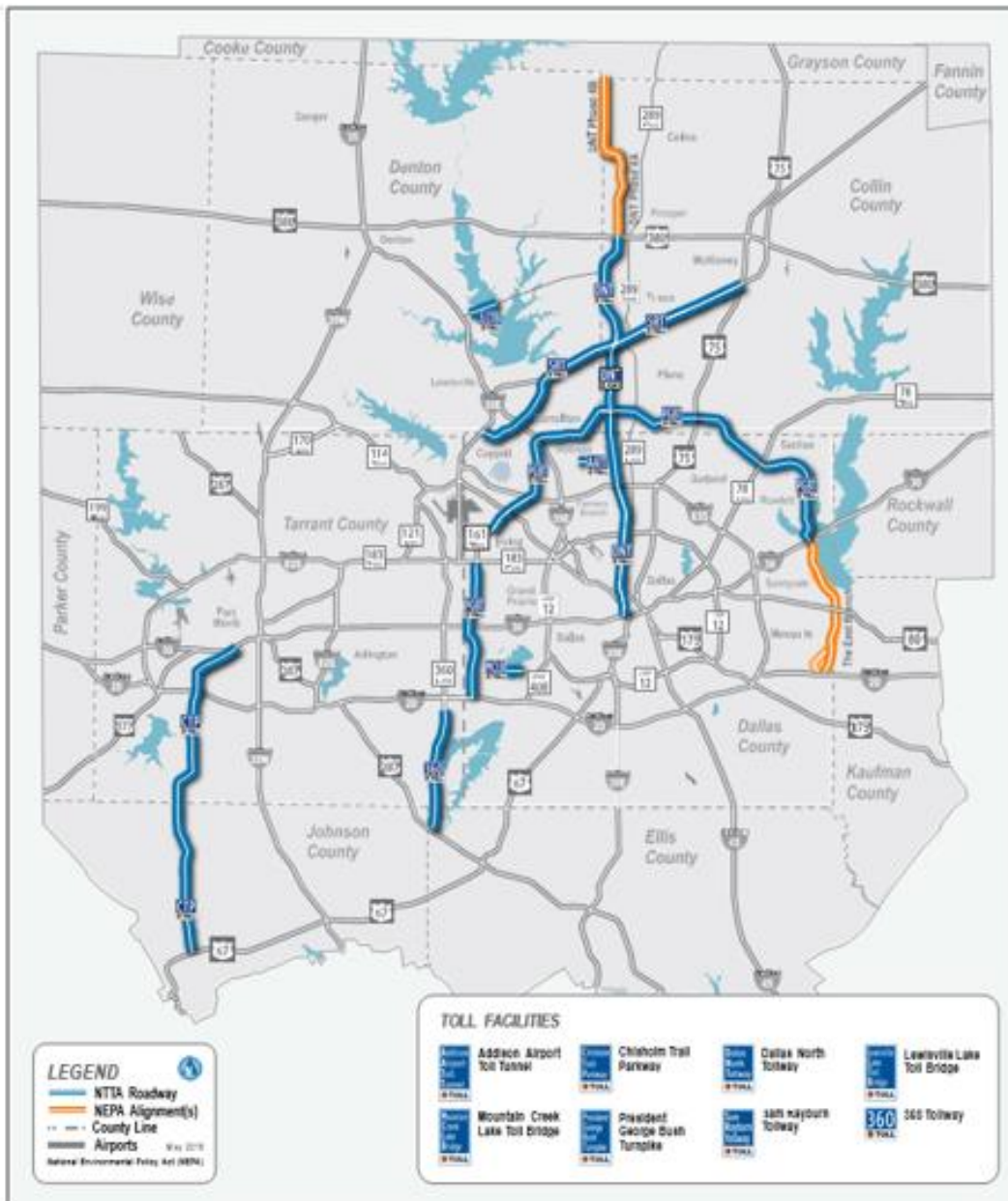


NTTA

NORTH TEXAS TOLLWAY AUTHORITY



OUTSTANDING DEBT
January 2019



NORTH TEXAS TOLLWAY AUTHORITY

Information related to Political Subdivision:

Political subdivision name:	North Texas Tollway Authority (NTTA)
Political subdivision type:	Regional Tollway Authority

Political subdivision physical address

Address line 1:	5900 West Plano Parkway
Address line 2:	Suite 100
City:	Plano
County:	Collin
Zip code:	75093

Political subdivision mailing address (if different from physical address):

Address line 1:	P.O. Box 260729
City:	Plano
County:	Collin
Zip code:	75026
Political subdivision main telephone number:	214-461-2000
Political subdivision main e-mail address:	customerservice@ntta.org
Fiscal year:	January - December

Contact Information for this person submitting this report

Name:	Horatio Porter
Title:	Chief Financial Officer
Email:	hporter@ntta.org
Phone:	214-224-2247

Credit Ratings

	Moody's	S&P	Fitch
First Tier	A1	A+	NR
Second Tier	A2	A	NR
Subordinate	Baa2	NR	NR

OUTSTANDING DEBT

TABLE OF CONTENTS

1. NTTA SYSTEM

NTTA SYSTEM DEBT SERVICE CHARTS.....	1
SUMMARY 1ST & 2ND TIER REVENUE BONDS.....	5
1ST TIER REVENUE BONDS.....	7
2ND TIER REVENUE BONDS.....	28
COMMERCIAL PAPER.....	33
SUMMARY CIF SUBORDINATE DEBT.....	34
CIF SUBORDINATE BONDS.....	35
ISTEA LOAN	38

2. 360 TOLLWAY

360 TOLLWAY LOAN.....	39
-----------------------	----

3. OUTSTANDING DEBT OBLIGATION REPORT

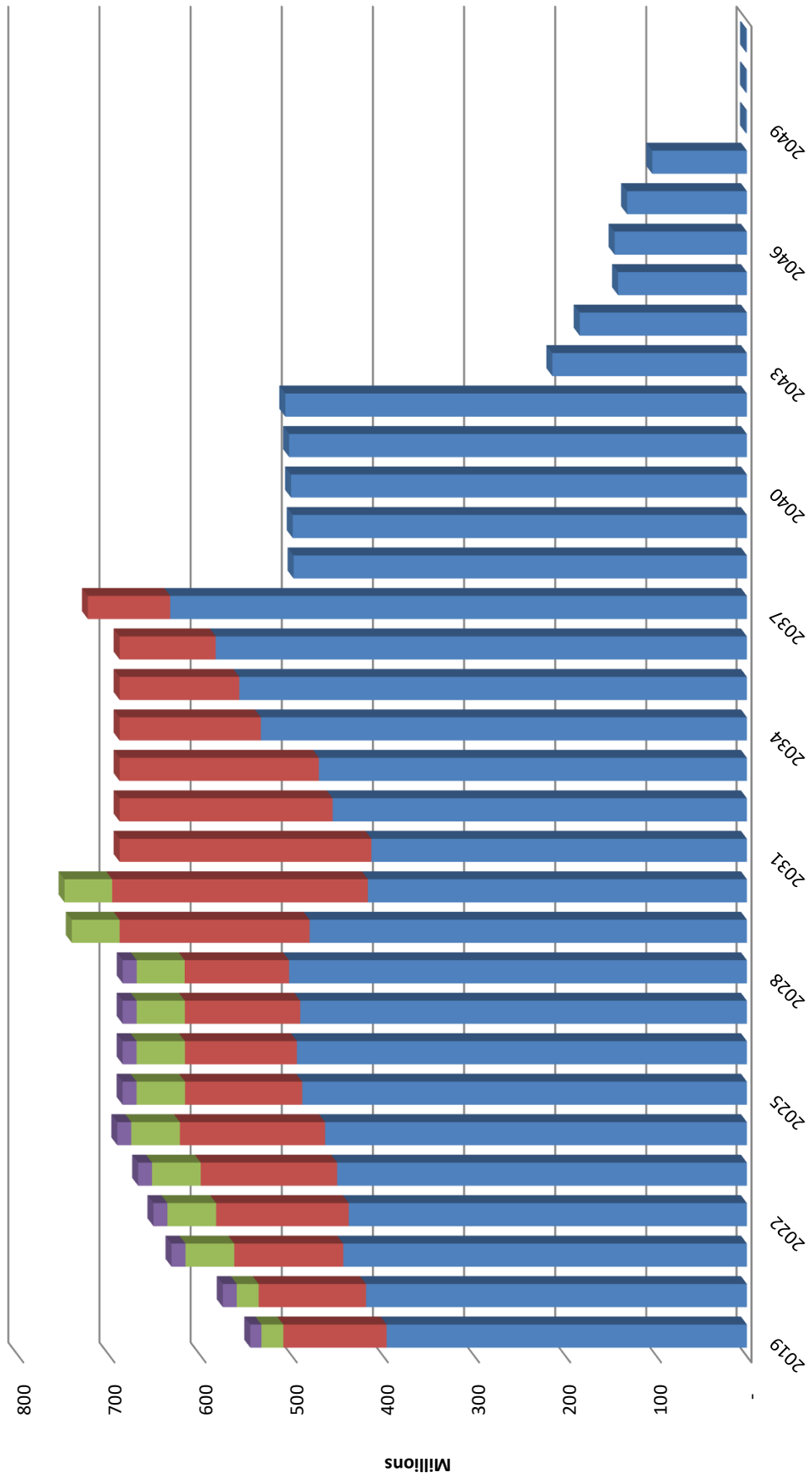
(HB1378)	40
----------------	----

Floating Rate Note and Bank Note Dates

Floating Rate Notes				
Series	Amount	Issuer	Spread to SIFMA	Tender Date
2014C	\$ 223,895,000	Morgan Stanley	67 bps	January 1, 2020
Total	\$ 223,895,000			

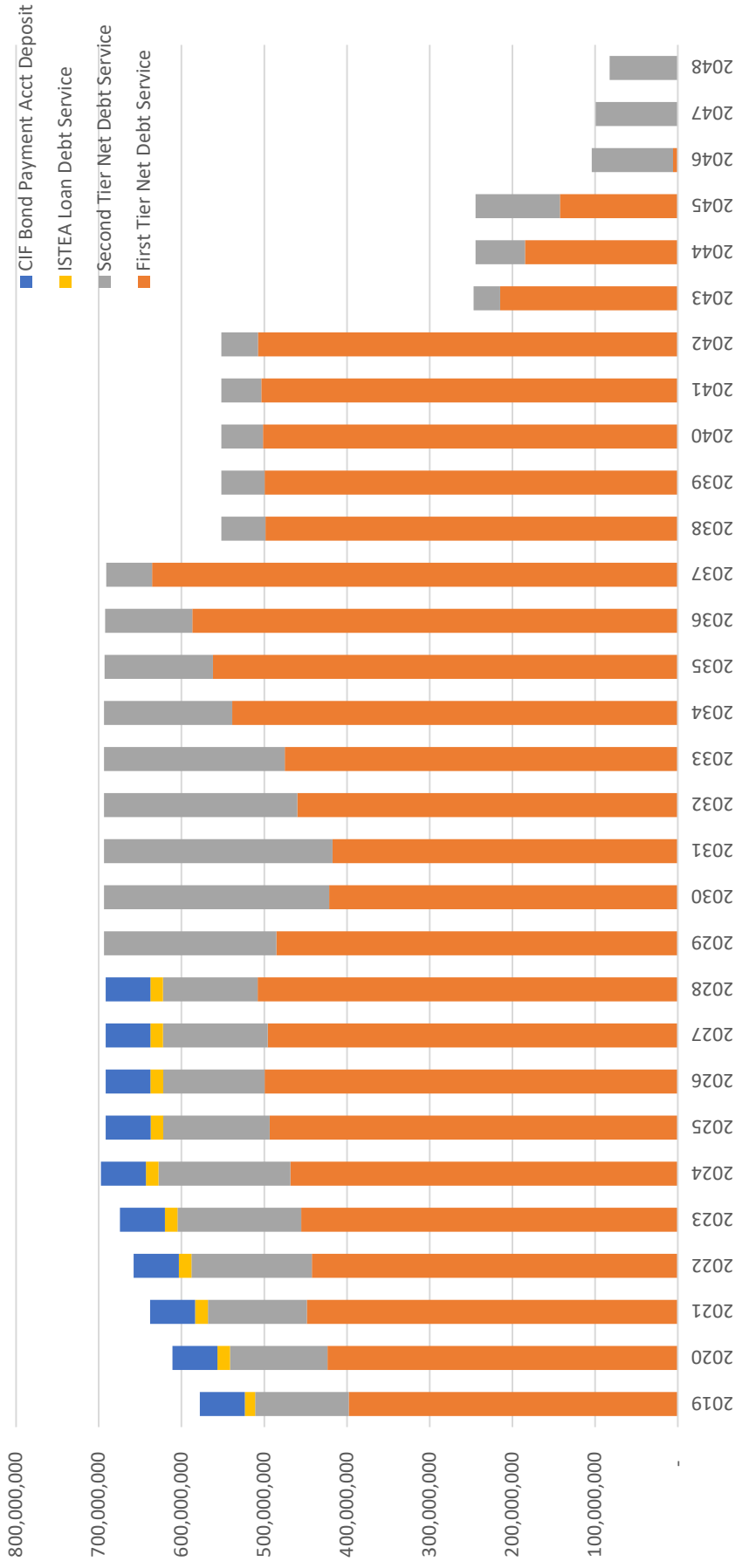
Bank Note				
Series	Amount	Provider	Advised / Committed	Expiration
CP Note Purchase Agreement	\$ 200,000,000	JPMorgan Chase	0 bps / 27.5 bps	January 10, 2020
Total	\$ 200,000,000			

NTTA System Long Term Debt Service by Tier



Note: Does not reflect BABs Subsidy or use of Debt Service Reserve funds when available.

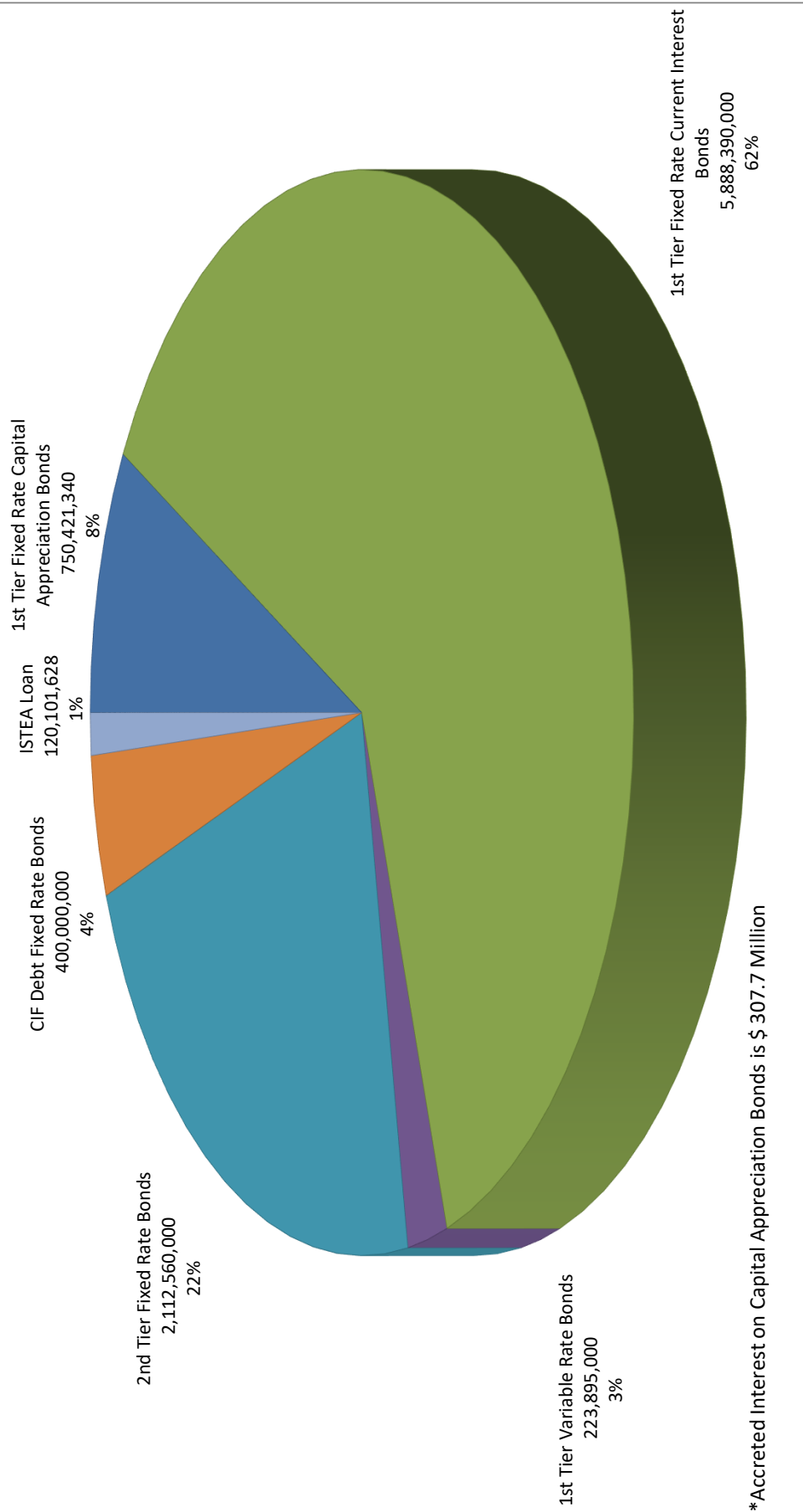
NTTA Net Debt Service Cashflow



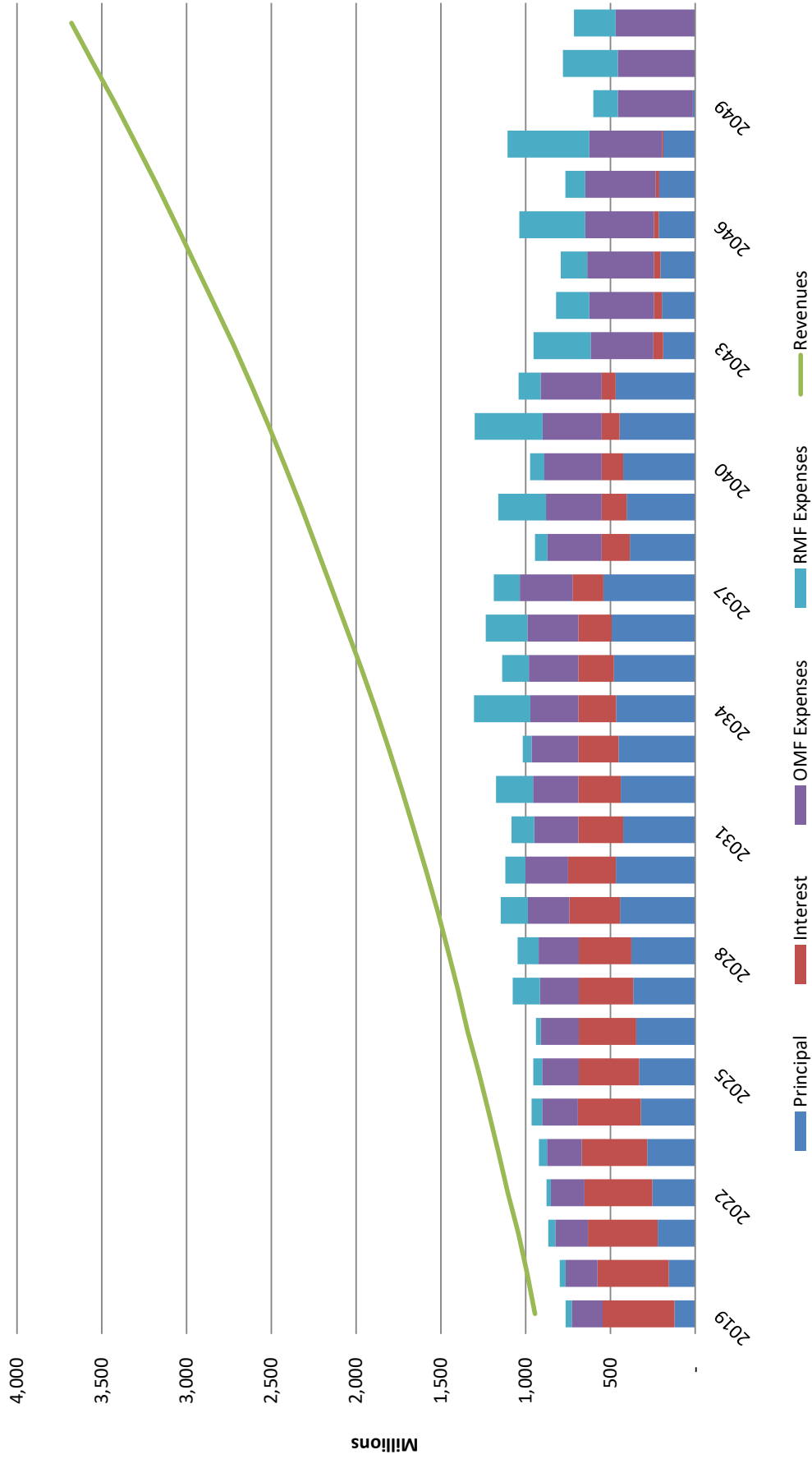
Note 1: 1st Tier Debt Service Reserve Fund is available to offset debt service in 2047-2051 and 2nd Tier Debt Service Reserve Fund is available to offset debt service in 2037, so no debt service payment reflected in chart.

Note 2: CIF Payment Acct Deposit equals deposit amount sufficient to bring balance in the CIF Bond Payment Acct equal to principal and interest for 2/1 and 8/1 payment of such fiscal year and 2/1 payment of next fiscal year.

NTTA System Long Term Debt by Type



NTTA System Revenues vs. Obligations



Principal and Interest includes 1st and 2nd Tier Bonds, CIF Subordinate Bonds & ISTEAL Loan

NTTA System 1st and 2nd Tier Revenue Bonds Summary

Date	1st Tier Bonds				2nd Tier Bonds			Net Debt Service - 1st & 2nd Tier	
	1st Tier Principal	1st Tier Accreted Principal	1st Tier Interest	1st Tier Build America Bonds Subsidy (1)		2nd Tier Principal	2nd Tier Interest	Total Net Debt Service	Annual Net Debt Service
7/1/2019	-	-	155,024,073	(9,097,768)	(9,097,768)	-	51,166,831	197,093,137	509,814,950
1/1/2020	104,660,000	-	155,057,749	(9,097,768)	(9,097,768)	10,935,000	51,166,831	312,721,813	509,814,950
7/1/2020	-	-	153,716,747	(9,097,768)	(9,097,768)	-	50,908,981	195,527,961	536,866,067
1/1/2021	129,810,000	-	153,751,893	(9,097,768)	(9,097,768)	15,965,000	50,908,981	341,338,106	536,866,067
7/1/2021	-	-	150,463,550	(9,097,768)	(9,097,768)	-	50,509,856	191,875,639	563,698,044
1/1/2022	161,300,000	-	150,520,316	(9,097,768)	(9,097,768)	18,590,000	50,509,856	371,822,405	563,698,044
7/1/2022	-	-	146,372,148	(9,097,768)	(9,097,768)	-	50,045,106	187,319,486	583,544,180
1/1/2023	163,435,000	-	146,427,355	(9,097,768)	(9,097,768)	45,415,000	50,045,106	396,224,693	583,544,180
7/1/2023	-	-	142,246,987	(9,097,768)	(9,097,768)	-	48,928,031	182,077,250	600,424,707
1/1/2024	184,440,000	-	142,302,193	(9,097,768)	(9,097,768)	51,775,000	48,928,031	418,347,457	600,424,707
7/1/2024	-	-	137,581,779	(9,097,768)	(9,097,768)	-	47,633,656	176,117,668	623,270,481
1/1/2025	207,010,000	-	137,616,925	(9,097,768)	(9,097,768)	63,990,000	47,633,656	447,152,813	623,270,481
7/1/2025	-	-	132,329,663	(9,097,768)	(9,097,768)	-	46,033,906	169,265,802	617,623,369
1/1/2026	242,600,000	-	132,386,428	(9,097,768)	(9,097,768)	36,435,000	46,033,906	448,357,567	617,623,369
7/1/2026	-	-	126,251,927	(9,097,768)	(9,097,768)	-	45,123,031	162,277,190	617,744,587
1/1/2027	260,595,000	-	126,307,133	(9,097,768)	(9,097,768)	32,540,000	45,123,031	455,467,397	617,744,587
7/1/2027	-	-	119,702,929	(9,097,768)	(9,097,768)	-	44,309,531	154,914,693	617,869,592
1/1/2028	167,931,277	102,048,723	119,758,136	(9,097,768)	(9,097,768)	38,005,000	44,309,531	462,954,900	617,869,592
7/1/2028	-	-	116,718,895	(9,097,768)	(9,097,768)	-	43,359,406	150,980,534	617,996,214
1/1/2029	184,394,977	103,835,023	116,754,041	(9,097,768)	(9,097,768)	27,770,000	43,359,406	467,015,680	617,996,214
7/1/2029	-	-	113,155,370	(9,097,768)	(9,097,768)	-	42,665,156	146,722,759	689,402,284
1/1/2030	173,858,060	98,896,940	113,212,136	(9,097,768)	(9,097,768)	123,145,000	42,665,156	542,679,525	689,402,284
7/1/2030	-	-	109,764,479	(9,097,768)	(9,097,768)	-	39,586,531	140,253,243	697,556,305
1/1/2031	131,807,124	83,827,877	109,819,299	(9,097,768)	(9,097,768)	201,360,000	39,586,531	557,303,062	697,556,305
7/1/2031	-	-	107,242,109	(9,097,768)	(9,097,768)	-	34,552,531	132,696,873	689,398,167
1/1/2032	127,958,476	88,876,524	107,296,531	(9,097,768)	(9,097,768)	207,115,000	34,552,531	556,701,295	689,398,167
7/1/2032	-	-	104,895,822	(9,097,768)	(9,097,768)	-	29,374,656	125,172,710	689,398,167
1/1/2033	126,849,338	137,250,662	104,930,206	(9,097,768)	(9,097,768)	174,915,000	29,374,656	564,222,094	689,398,167
7/1/2033	-	-	102,868,919	(9,097,768)	(9,097,768)	-	25,142,406	118,913,557	689,398,167
1/1/2034	170,217,717	112,977,283	102,924,021	(9,097,768)	(9,097,768)	168,320,000	25,142,406	570,483,660	689,398,167
7/1/2034	-	-	99,459,268	(9,097,768)	(9,097,768)	-	21,057,306	111,418,807	689,398,167
1/1/2035	195,389,123	158,325,877	99,511,459	(9,097,768)	(9,097,768)	112,790,000	21,057,306	577,975,998	689,398,167
7/1/2035	-	-	95,921,091	(9,097,768)	(9,097,768)	-	18,327,781	105,151,104	689,398,167
1/1/2036	236,434,065	147,985,936	95,967,812	(9,097,768)	(9,097,768)	94,630,000	18,327,781	584,247,826	689,398,167
7/1/2036	-	-	91,465,664	(9,097,768)	(9,097,768)	-	16,156,831	98,524,727	689,398,167
1/1/2037	289,102,230	130,097,770	91,488,619	(9,097,768)	(9,097,768)	73,125,000	16,156,831	590,872,683	689,398,167
7/1/2037	-	-	85,762,652	(9,097,768)	(9,097,768)	-	14,566,906	91,231,790	689,398,167

(1) The BABS Subsidy is reduced by 6.2% due to Sequestration.

NTTA System 1st and 2nd Tier Revenue Bonds Summary

Date	1st Tier Bonds				2nd Tier Bonds			Net Debt Service - 1st & 2nd Tier	
	1st Tier Principal	1st Tier Accreted Principal	1st Tier Interest	1st Tier Build America Bonds Subsidy (1)	2nd Tier Principal	2nd Tier Interest	Total Net Debt Service	Annual Net Debt Service	
1/1/2038	341,542,009	139,022,991	85,783,163	(9,097,768)	61,095,000	14,566,906	632,912,301	724,144,092	
7/1/2038	-	-	78,759,595	(9,097,768)	-	13,228,531	82,890,359	551,795,717	
1/1/2039	359,200,000	-	78,759,595	(9,097,768)	26,815,000	13,228,531	468,905,359	551,795,717	
7/1/2039	-	-	69,982,226	(9,097,768)	-	12,558,156	73,442,615	551,795,230	
1/1/2040	377,690,000	-	69,982,226	(9,097,768)	27,220,000	12,558,156	478,352,615	551,795,230	
7/1/2040	-	-	60,044,445	(8,352,578)	-	11,877,656	63,569,523	551,799,046	
1/1/2041	369,015,421	28,989,579	60,044,445	(8,352,578)	26,655,000	11,877,656	488,229,523	551,799,046	
7/1/2041	-	-	49,029,552	(7,574,856)	-	11,211,281	52,665,977	551,811,954	
1/1/2042	388,851,224	31,678,776	49,029,552	(7,574,856)	25,950,000	11,211,281	499,145,977	551,811,954	
7/1/2042	-	-	37,377,521	(6,763,280)	-	10,562,531	41,176,772	551,813,544	
1/1/2043	411,936,720	34,498,280	37,377,521	(6,763,280)	23,025,000	10,562,531	510,636,772	551,813,544	
7/1/2043	-	-	24,866,679	(5,916,306)	-	9,986,906	28,937,279	246,824,558	
1/1/2044	176,760,000	-	24,866,679	(5,916,306)	12,190,000	9,986,906	217,887,279	246,824,558	
7/1/2044	-	-	19,717,629	(5,032,389)	-	9,682,156	24,367,396	244,579,792	
1/1/2045	155,320,000	-	19,717,629	(5,032,389)	40,525,000	9,682,156	220,212,396	244,579,792	
7/1/2045	-	-	15,114,825	(4,109,930)	-	8,669,031	19,673,926	244,592,852	
1/1/2046	120,615,000	-	15,114,825	(4,109,930)	84,630,000	8,669,031	224,918,926	244,592,852	
7/1/2046	-	-	11,348,336	(3,147,276)	-	6,553,281	14,754,341	244,598,682	
1/1/2047	130,000,000	-	11,348,336	(3,147,276)	85,090,000	6,553,281	229,844,341	244,598,682	
7/1/2047	-	-	7,314,494	(2,142,607)	-	4,426,031	9,597,918	231,885,837	
1/1/2048	122,350,000	-	7,314,494	(2,142,607)	90,340,000	4,426,031	222,287,918	231,885,837	
7/1/2048	-	-	3,437,800	(1,094,158)	-	2,167,531	4,511,173	196,367,346	
1/1/2049	100,220,000	-	3,437,800	(1,094,158)	87,125,000	2,167,531	191,856,173	196,367,346	
7/1/2049	-	-	78,750	-	-	316,125	394,875	14,434,750	
1/1/2050	1,000,000	-	78,750	-	12,645,000	316,125	14,039,875	14,434,750	
7/1/2050	-	-	52,500	-	-	-	52,500	1,105,000	
1/1/2051	1,000,000	-	52,500	-	-	-	1,052,500	1,105,000	
7/1/2051	-	-	26,250	-	-	-	26,250	1,052,500	
1/1/2052	1,000,000	-	26,250	-	-	-	1,026,250	1,052,500	
Totals	6,314,292,760	1,398,312,240	5,337,060,688	(470,372,997)	2,100,125,000	1,641,375,325	16,320,793,016	16,320,793,016	

(1) The BABS Subsidy is reduced by 6.2% due to Sequestration.

NTTA System Revenue Bonds - 1st Tier

Series: 2005C

Dated: 9/1/2009

All in TIC at closing

7.38%

Date	Principal	Coupon	Interest	Debt Service	Annual Debt Service
7/1/2019			916,872	916,872	
1/1/2020	2,325,000	5.25%	916,872	3,241,872	4,158,744
7/1/2020			855,841	855,841	
1/1/2021	4,975,000	5.375%	855,841	5,830,841	6,686,681
7/1/2021			722,138	722,138	
1/1/2022	5,310,000	6.25%	722,138	6,032,138	6,754,275
7/1/2022			556,200	556,200	
1/1/2023	5,670,000	6.00%	556,200	6,226,200	6,782,400
7/1/2023			386,100	386,100	
1/1/2024	6,250,000	6.00%	386,100	6,636,100	7,022,200
7/1/2024			198,600	198,600	
1/1/2025	6,620,000	6.00%	198,600	6,818,600	7,017,200
Totals	31,150,000		7,271,500	38,421,500	38,421,500

NTTA System Revenue Bonds - 1st Tier

Series: 2008D Capital Appreciation Bond

Dated: 4/3/2008

All in TIC at closing

6.13%

Date	Principal	Accreted Principal	Debt Service	Annual Debt Service
7/1/2019			-	
1/1/2020			-	-
7/1/2020			-	
1/1/2021			-	-
7/1/2021			-	
1/1/2022			-	-
7/1/2022			-	
1/1/2023			-	-
7/1/2023			-	
1/1/2024			-	-
7/1/2024			-	
1/1/2025			-	-
7/1/2025			-	
1/1/2026			-	-
7/1/2026			-	
1/1/2027			-	-
7/1/2027			-	
1/1/2028	47,416,277	102,048,723	149,465,000	149,465,000
7/1/2028			-	
1/1/2029	44,229,977	103,835,023	148,065,000	148,065,000
7/1/2029			-	
1/1/2030	38,693,060	98,896,940	137,590,000	137,590,000
7/1/2030			-	
1/1/2031	30,177,124	83,827,877	114,005,000	114,005,000
7/1/2031			-	
1/1/2032	29,483,476	88,876,524	118,360,000	118,360,000
7/1/2032			-	
1/1/2033	42,014,338	137,250,662	179,265,000	179,265,000
7/1/2033			-	
1/1/2034	31,952,717	112,977,283	144,930,000	144,930,000
7/1/2034			-	
1/1/2035	41,419,123	158,325,877	199,745,000	199,745,000
7/1/2035			-	
1/1/2036	35,964,065	147,985,936	183,950,000	183,950,000
7/1/2036			-	
1/1/2037	29,402,230	130,097,770	159,500,000	159,500,000
7/1/2037			-	
1/1/2038	29,247,009	139,022,991	168,270,000	168,270,000
Totals	399,999,394	1,303,145,606	1,703,145,000	1,703,145,000

NTTA System Revenue Bonds - 1st Tier

Series: 2008I Conv Cap Apprec Bonds

Dated: 9/24/2008

All in TIC at closing ⁽¹⁾

5.09%

Date	Principal	Accreted Principal	Coupon	Interest	Debt Service	Annual Debt Service
7/1/2019				9,306,745	9,306,745	
1/1/2020				9,306,745	9,306,745	18,613,490
7/1/2020				9,306,745	9,306,745	
1/1/2021				9,306,745	9,306,745	18,613,490
7/1/2021				9,306,745	9,306,745	
1/1/2022				9,306,745	9,306,745	18,613,490
7/1/2022				9,306,745	9,306,745	
1/1/2023				9,306,745	9,306,745	18,613,490
7/1/2023				9,306,745	9,306,745	
1/1/2024				9,306,745	9,306,745	18,613,490
7/1/2024				9,306,745	9,306,745	
1/1/2025				9,306,745	9,306,745	18,613,490
7/1/2025				9,306,745	9,306,745	
1/1/2026				9,306,745	9,306,745	18,613,490
7/1/2026				9,306,745	9,306,745	
1/1/2027				9,306,745	9,306,745	18,613,490
7/1/2027				9,306,745	9,306,745	
1/1/2028				9,306,745	9,306,745	18,613,490
7/1/2028				9,306,745	9,306,745	
1/1/2029				9,306,745	9,306,745	18,613,490
7/1/2029				9,306,745	9,306,745	
1/1/2030				9,306,745	9,306,745	18,613,490
7/1/2030				9,306,745	9,306,745	
1/1/2031				9,306,745	9,306,745	18,613,490
7/1/2031				9,306,745	9,306,745	
1/1/2032				9,306,745	9,306,745	18,613,490
7/1/2032				9,306,745	9,306,745	
1/1/2033				9,306,745	9,306,745	18,613,490
7/1/2033				9,306,745	9,306,745	
1/1/2034				9,306,745	9,306,745	18,613,490
7/1/2034				9,306,745	9,306,745	
1/1/2035				9,306,745	9,306,745	18,613,490
7/1/2035				9,306,745	9,306,745	
1/1/2036				9,306,745	9,306,745	18,613,490
7/1/2036				9,306,745	9,306,745	
1/1/2037				9,306,745	9,306,745	18,613,490
7/1/2037				9,306,745	9,306,745	
1/1/2038				9,306,745	9,306,745	18,613,490
7/1/2038				9,306,745	9,306,745	
1/1/2039				9,306,745	9,306,745	18,613,490
7/1/2039				9,306,745	9,306,745	
1/1/2040				9,306,745	9,306,745	18,613,490
7/1/2040				9,306,745	9,306,745	
1/1/2041	62,155,421	28,989,579	6.20%	9,306,745	100,451,745	109,758,490
7/1/2041				6,481,250	6,481,250	
1/1/2042	67,921,224	31,678,776	6.20%	6,481,250	106,081,250	112,562,500

(1) All in TIC is from combined 2008H I Series which included 2008H-1, 2008H-2 and 2008I

NTTA System Revenue Bonds - 1st Tier

Series: 2008I Conv Cap Apprec Bonds

Dated: 9/24/2008

All in TIC at closing ⁽¹⁾

5.09%

Date	Principal	Accreted Principal	Coupon	Interest	Debt Service	Annual Debt Service
7/1/2042				3,393,650	3,393,650	
1/1/2043	69,921,720	34,498,280	6.50%	3,393,650	107,813,650	111,207,300
Totals	199,998,366	95,166,634		429,246,580	724,411,580	724,411,580

(1) All in TIC is from combined 2008H I Series which included 2008H-1, 2008H-2 and 2008I

NTTA System Revenue Bonds - 1st Tier

Series: 2009A

Dated: 8/6/2009

All in TIC at closing 6.20%

Date	Principal 1	Coupon 1	Principal 2	Coupon 2	Principal 3	Coupon 3	Total Interest	Debt Service	Annual Debt Service
7/1/2019							2,150,086	2,150,086	
1/1/2020							2,150,086	2,150,086	4,300,173
7/1/2020							2,150,086	2,150,086	
1/1/2021							2,150,086	2,150,086	4,300,173
7/1/2021							2,150,086	2,150,086	
1/1/2022	3,225,000	6.25%	435,000	6.10%	1,485,000	6.00%	2,150,086	7,295,086	9,445,173
7/1/2022							1,991,488	1,991,488	
1/1/2023	3,425,000	6.25%	460,000	6.10%	1,575,000	6.00%	1,991,488	7,451,488	9,442,975
7/1/2023							1,823,176	1,823,176	
1/1/2024	3,640,000	6.25%	485,000	6.10%	1,670,000	6.00%	1,823,176	7,618,176	9,441,353
7/1/2024							1,644,534	1,644,534	
1/1/2025			1,195,000	6.10%	4,965,000	6.00%	1,644,534	7,804,534	9,449,068
7/1/2025							1,459,136	1,459,136	
1/1/2026			540,000	6.10%	2,265,000	6.00%	1,459,136	4,264,136	5,723,273
7/1/2026							1,374,716	1,374,716	
1/1/2027			1,295,000	6.10%	5,400,000	6.00%	1,374,716	8,069,716	9,444,433
7/1/2027							1,173,219	1,173,219	
1/1/2028			1,375,000	6.10%	5,725,000	6.00%	1,173,219	8,273,219	9,446,438
7/1/2028							959,531	959,531	
1/1/2029					7,525,000	6.25%	959,531	8,484,531	9,444,063
7/1/2029							724,375	724,375	
1/1/2030					4,675,000	6.25%	724,375	5,399,375	6,123,750
7/1/2030							578,281	578,281	
1/1/2031					1,595,000	6.25%	578,281	2,173,281	2,751,563
7/1/2031							528,438	528,438	
1/1/2032					1,695,000	6.25%	528,438	2,223,438	2,751,875
7/1/2032							475,469	475,469	
1/1/2033					1,800,000	6.25%	475,469	2,275,469	2,750,938
7/1/2033							419,219	419,219	
1/1/2034					1,910,000	6.25%	419,219	2,329,219	2,748,438
7/1/2034							359,531	359,531	
1/1/2035					2,030,000	6.25%	359,531	2,389,531	2,749,063
7/1/2035							296,094	296,094	
1/1/2036					2,155,000	6.25%	296,094	2,451,094	2,747,188
7/1/2036							228,750	228,750	
1/1/2037					2,295,000	6.25%	228,750	2,523,750	2,752,500
7/1/2037							157,031	157,031	
1/1/2038					2,435,000	6.25%	157,031	2,592,031	2,749,063
7/1/2038							80,938	80,938	
1/1/2039					2,590,000	6.25%	80,938	2,670,938	2,751,875
Totals	10,290,000		5,785,000		53,790,000		41,448,368	111,313,368	111,313,368

NTTA System Revenue Bonds - 1st Tier

Series: 2009B

Dated: 8/6/2009

All in TIC at closing

4.43%

Date	Principal	Coupon	Interest	BABS Subsidy ^{(1),(2)}	Debt Service	Annual Debt Service
7/1/2019			27,711,750	(9,097,768)	18,613,982	
1/1/2020			27,711,750	(9,097,768)	18,613,982	37,227,965
7/1/2020			27,711,750	(9,097,768)	18,613,982	
1/1/2021			27,711,750	(9,097,768)	18,613,982	37,227,965
7/1/2021			27,711,750	(9,097,768)	18,613,982	
1/1/2022			27,711,750	(9,097,768)	18,613,982	37,227,965
7/1/2022			27,711,750	(9,097,768)	18,613,982	
1/1/2023			27,711,750	(9,097,768)	18,613,982	37,227,965
7/1/2023			27,711,750	(9,097,768)	18,613,982	
1/1/2024			27,711,750	(9,097,768)	18,613,982	37,227,965
7/1/2024			27,711,750	(9,097,768)	18,613,982	
1/1/2025			27,711,750	(9,097,768)	18,613,982	37,227,965
7/1/2025			27,711,750	(9,097,768)	18,613,982	
1/1/2026			27,711,750	(9,097,768)	18,613,982	37,227,965
7/1/2026			27,711,750	(9,097,768)	18,613,982	
1/1/2027			27,711,750	(9,097,768)	18,613,982	37,227,965
7/1/2027			27,711,750	(9,097,768)	18,613,982	
1/1/2028			27,711,750	(9,097,768)	18,613,982	37,227,965
7/1/2028			27,711,750	(9,097,768)	18,613,982	
1/1/2029			27,711,750	(9,097,768)	18,613,982	37,227,965
7/1/2029			27,711,750	(9,097,768)	18,613,982	
1/1/2030			27,711,750	(9,097,768)	18,613,982	37,227,965
7/1/2030			27,711,750	(9,097,768)	18,613,982	
1/1/2031			27,711,750	(9,097,768)	18,613,982	37,227,965
7/1/2031			27,711,750	(9,097,768)	18,613,982	
1/1/2032			27,711,750	(9,097,768)	18,613,982	37,227,965
7/1/2032			27,711,750	(9,097,768)	18,613,982	
1/1/2033			27,711,750	(9,097,768)	18,613,982	37,227,965
7/1/2033			27,711,750	(9,097,768)	18,613,982	
1/1/2034			27,711,750	(9,097,768)	18,613,982	37,227,965
7/1/2034			27,711,750	(9,097,768)	18,613,982	
1/1/2035			27,711,750	(9,097,768)	18,613,982	37,227,965
7/1/2035			27,711,750	(9,097,768)	18,613,982	
1/1/2036			27,711,750	(9,097,768)	18,613,982	37,227,965
7/1/2036			27,711,750	(9,097,768)	18,613,982	
1/1/2037			27,711,750	(9,097,768)	18,613,982	37,227,965
7/1/2037			27,711,750	(9,097,768)	18,613,982	
1/1/2038			27,711,750	(9,097,768)	18,613,982	37,227,965
7/1/2038			27,711,750	(9,097,768)	18,613,982	
1/1/2039			27,711,750	(9,097,768)	18,613,982	37,227,965
7/1/2039			27,711,750	(9,097,768)	18,613,982	
1/1/2040	67,575,000	6.72%	27,711,750	(9,097,768)	86,188,982	104,802,965
7/1/2040			25,441,906	(8,352,578)	17,089,328	
1/1/2041	70,525,000	6.72%	25,441,906	(8,352,578)	87,614,328	104,703,656
7/1/2041			23,072,971	(7,574,856)	15,498,115	
1/1/2042	73,595,000	6.72%	23,072,971	(7,574,856)	89,093,115	104,591,229

(1) The BABS Subsidy is reduced by 6.2% due to Sequestration.

NTTA System Revenue Bonds - 1st Tier

Series: 2009B

Dated: 8/6/2009

All in TIC at closing

4.43%

Date	Principal	Coupon	Interest	BABS Subsidy ^{(1),(2)}	Debt Service	Annual Debt Service
7/1/2042			20,600,915	(6,763,280)	13,837,635	
1/1/2043	76,805,000	6.72%	20,600,915	(6,763,280)	90,642,635	104,480,269
7/1/2043			18,021,035	(5,916,306)	12,104,729	
1/1/2044	80,155,000	6.72%	18,021,035	(5,916,306)	92,259,729	104,364,458
7/1/2044			15,328,629	(5,032,389)	10,296,240	
1/1/2045	83,650,000	6.72%	15,328,629	(5,032,389)	93,946,240	104,242,480
7/1/2045			12,518,825	(4,109,930)	8,408,895	
1/1/2046	87,295,000	6.72%	12,518,825	(4,109,930)	95,703,895	104,112,790
7/1/2046			9,586,586	(3,147,276)	6,439,310	
1/1/2047	91,105,000	6.72%	9,586,586	(3,147,276)	97,544,310	103,983,620
7/1/2047			6,526,369	(2,142,607)	4,383,762	
1/1/2048	95,075,000	6.72%	6,526,369	(2,142,607)	99,458,762	103,842,524
7/1/2048			3,332,800	(1,094,158)	2,238,642	
1/1/2049	99,220,000	6.72%	3,332,800	(1,094,158)	101,458,642	103,697,283
Totals	825,000,000		1,432,753,570	(470,372,997)	1,787,380,573	1,787,380,573

(1) The BABS Subsidy is reduced by 6.2% due to Sequestration.

NTTA System Revenue Bonds - 1st Tier

Series: 2009C

Dated: 11/5/2009

All in TIC at closing

5.56%

Date	Principal	Coupon	Interest	Debt Service	Annual Debt Service
7/1/2019			4,481,663	4,481,663	
1/1/2020			4,481,663	4,481,663	8,963,325
7/1/2020			4,481,663	4,481,663	
1/1/2021			4,481,663	4,481,663	8,963,325
7/1/2021			4,481,663	4,481,663	
1/1/2022			4,481,663	4,481,663	8,963,325
7/1/2022			4,481,663	4,481,663	
1/1/2023			4,481,663	4,481,663	8,963,325
7/1/2023			4,481,663	4,481,663	
1/1/2024			4,481,663	4,481,663	8,963,325
7/1/2024			4,481,663	4,481,663	
1/1/2025			4,481,663	4,481,663	8,963,325
7/1/2025			4,481,663	4,481,663	
1/1/2026			4,481,663	4,481,663	8,963,325
7/1/2026			4,481,663	4,481,663	
1/1/2027			4,481,663	4,481,663	8,963,325
7/1/2027			4,481,663	4,481,663	
1/1/2028			4,481,663	4,481,663	8,963,325
7/1/2028			4,481,663	4,481,663	
1/1/2029			4,481,663	4,481,663	8,963,325
7/1/2029			4,481,663	4,481,663	
1/1/2030			4,481,663	4,481,663	8,963,325
7/1/2030			4,481,663	4,481,663	
1/1/2031			4,481,663	4,481,663	8,963,325
7/1/2031			4,481,663	4,481,663	
1/1/2032			4,481,663	4,481,663	8,963,325
7/1/2032			4,481,663	4,481,663	
1/1/2033			4,481,663	4,481,663	8,963,325
7/1/2033			4,481,663	4,481,663	
1/1/2034			4,481,663	4,481,663	8,963,325
7/1/2034			4,481,663	4,481,663	
1/1/2035			4,481,663	4,481,663	8,963,325
7/1/2035			4,481,663	4,481,663	
1/1/2036			4,481,663	4,481,663	8,963,325
7/1/2036			4,481,663	4,481,663	
1/1/2037			4,481,663	4,481,663	8,963,325
7/1/2037			4,481,663	4,481,663	
1/1/2038			4,481,663	4,481,663	8,963,325
7/1/2038			4,481,663	4,481,663	

NTTA System Revenue Bonds - 1st Tier

Series: 2009C

Dated: 11/5/2009

All in TIC at closing

5.56%

Date	Principal	Coupon	Interest	Debt Service	Annual Debt Service
1/1/2039	24,945,000	5.25%	4,481,663	29,426,663	33,908,325
7/1/2039			3,826,856	3,826,856	
1/1/2040	26,250,000	5.25%	3,826,856	30,076,856	33,903,713
7/1/2040			3,137,794	3,137,794	
1/1/2041	27,630,000	5.25%	3,137,794	30,767,794	33,905,588
7/1/2041			2,412,506	2,412,506	
1/1/2042	29,080,000	5.25%	2,412,506	31,492,506	33,905,013
7/1/2042			1,649,156	1,649,156	
1/1/2043	30,610,000	5.25%	1,649,156	32,259,156	33,908,313
7/1/2043			845,644	845,644	
1/1/2044	32,215,000	5.25%	845,644	33,060,644	33,906,288
Totals	170,730,000		203,010,413	373,740,413	373,740,413

NTTA System Revenue Bonds - 1st Tier

Series: 2011B

Dated: 11/21/2011

All In TIC at closing

4.90%

Date	Principal	Rate	Interest	Debt Service	Annual Debt Service
7/1/2019			6,142,625	6,142,625	
1/1/2020	24,290,000	5.00%	6,142,625	30,432,625	36,575,250
7/1/2020			5,535,375	5,535,375	
1/1/2021	6,345,000	5.00%	5,535,375	11,880,375	17,415,750
7/1/2021			5,376,750	5,376,750	
1/1/2022	6,820,000	5.00%	5,376,750	12,196,750	17,573,500
7/1/2022			5,206,250	5,206,250	
1/1/2023	7,315,000	5.00%	5,206,250	12,521,250	17,727,500
7/1/2023			5,023,375	5,023,375	
1/1/2024	6,125,000	5.00%	5,023,375	11,148,375	16,171,750
7/1/2024			4,870,250	4,870,250	
1/1/2025	6,555,000	5.00%	4,870,250	11,425,250	16,295,500
7/1/2025			4,706,375	4,706,375	
1/1/2026	6,990,000	5.00%	4,706,375	11,696,375	16,402,750
7/1/2026			4,531,625	4,531,625	
1/1/2027			4,531,625	4,531,625	9,063,250
7/1/2027			4,531,625	4,531,625	
1/1/2028			4,531,625	4,531,625	9,063,250
7/1/2028			4,531,625	4,531,625	
1/1/2029			4,531,625	4,531,625	9,063,250
7/1/2029			4,531,625	4,531,625	
1/1/2030			4,531,625	4,531,625	9,063,250
7/1/2030			4,531,625	4,531,625	
1/1/2031			4,531,625	4,531,625	9,063,250
7/1/2031			4,531,625	4,531,625	
1/1/2032			4,531,625	4,531,625	9,063,250
7/1/2032			4,531,625	4,531,625	
1/1/2033			4,531,625	4,531,625	9,063,250
7/1/2033			4,531,625	4,531,625	
1/1/2034	4,730,000	5.00%	4,531,625	9,261,625	13,793,250
7/1/2034			4,413,375	4,413,375	
1/1/2035	18,505,000	5.00%	4,413,375	22,918,375	27,331,750
7/1/2035			3,950,750	3,950,750	
1/1/2036	36,070,000	5.00%	3,950,750	40,020,750	43,971,500
7/1/2036			3,049,000	3,049,000	
1/1/2037	54,490,000	5.00%	3,049,000	57,539,000	60,588,000
7/1/2037			1,686,750	1,686,750	
1/1/2038	67,470,000	5.00%	1,686,750	69,156,750	70,843,500
Totals	245,705,000		172,427,750	418,132,750	418,132,750

NTTA System Revenue Bonds - 1st Tier

Series: 2012A

Dated: 6/12/2012

All In TIC at closing

4.03%

Date	Principal	Rate	Interest	Debt Service	Annual Debt Service
7/1/2019			594,031	594,031	
1/1/2020			594,031	594,031	1,188,063
7/1/2020			594,031	594,031	
1/1/2021			594,031	594,031	1,188,063
7/1/2021			594,031	594,031	
1/1/2022			594,031	594,031	1,188,063
7/1/2022			594,031	594,031	
1/1/2023			594,031	594,031	1,188,063
7/1/2023			594,031	594,031	
1/1/2024			594,031	594,031	1,188,063
7/1/2024			594,031	594,031	
1/1/2025			594,031	594,031	1,188,063
7/1/2025			594,031	594,031	
1/1/2026			594,031	594,031	1,188,063
7/1/2026			594,031	594,031	
1/1/2027	8,200,000	5.00%	594,031	8,794,031	9,388,063
7/1/2027			389,031	389,031	
1/1/2028	8,675,000	3.75%	389,031	9,064,031	9,453,063
7/1/2028			226,375	226,375	
1/1/2029	9,055,000	5.00%	226,375	9,281,375	9,507,750
Totals	25,930,000		10,735,313	36,665,313	36,665,313

NTTA System Revenue Bonds - 1st Tier

Series: 2012B

Dated: 10/4/2012

All In TIC at closing

4.61%

Date	Principal	Rate	Interest	Debt Service	Annual Debt Service
7/1/2019			9,603,125	9,603,125	
1/1/2020			9,603,125	9,603,125	19,206,250
7/1/2020			9,603,125	9,603,125	
1/1/2021	7,615,000	5.00%	9,603,125	17,218,125	26,821,250
7/1/2021			9,412,750	9,412,750	
1/1/2022	7,995,000	5.00%	9,412,750	17,407,750	26,820,500
7/1/2022			9,212,875	9,212,875	
1/1/2023	8,395,000	5.00%	9,212,875	17,607,875	26,820,750
7/1/2023			9,003,000	9,003,000	
1/1/2024	8,815,000	5.00%	9,003,000	17,818,000	26,821,000
7/1/2024			8,782,625	8,782,625	
1/1/2025	9,255,000	5.00%	8,782,625	18,037,625	26,820,250
7/1/2025			8,551,250	8,551,250	
1/1/2026	9,715,000	5.00%	8,551,250	18,266,250	26,817,500
7/1/2026			8,308,375	8,308,375	
1/1/2027	10,205,000	5.00%	8,308,375	18,513,375	26,821,750
7/1/2027			8,053,250	8,053,250	
1/1/2028	10,715,000	5.00%	8,053,250	18,768,250	26,821,500
7/1/2028			7,785,375	7,785,375	
1/1/2029	11,245,000	5.00%	7,785,375	19,030,375	26,815,750
7/1/2029			7,504,250	7,504,250	
1/1/2030	11,810,000	5.00%	7,504,250	19,314,250	26,818,500
7/1/2030			7,209,000	7,209,000	
1/1/2031	12,400,000	5.00%	7,209,000	19,609,000	26,818,000
7/1/2031			6,899,000	6,899,000	
1/1/2032	13,020,000	5.00%	6,899,000	19,919,000	26,818,000
7/1/2032			6,573,500	6,573,500	
1/1/2033	13,675,000	5.00%	6,573,500	20,248,500	26,822,000
7/1/2033			6,231,625	6,231,625	
1/1/2034	14,355,000	5.00%	6,231,625	20,586,625	26,818,250
7/1/2034			5,872,750	5,872,750	
1/1/2035	15,075,000	5.00%	5,872,750	20,947,750	26,820,500
7/1/2035			5,495,875	5,495,875	
1/1/2036	15,825,000	5.00%	5,495,875	21,320,875	26,816,750
7/1/2036			5,100,250	5,100,250	
1/1/2037			5,100,250	5,100,250	10,200,500
7/1/2037			5,100,250	5,100,250	
1/1/2038			5,100,250	5,100,250	10,200,500
7/1/2038			5,100,250	5,100,250	
1/1/2039			5,100,250	5,100,250	10,200,500
7/1/2039			5,100,250	5,100,250	
1/1/2040			5,100,250	5,100,250	10,200,500
7/1/2040			5,100,250	5,100,250	
1/1/2041	122,920,000	5.00%	5,100,250	128,020,250	133,120,500
7/1/2041			2,027,250	2,027,250	

NTTA System Revenue Bonds - 1st Tier

Series: 2012B

Dated: 10/4/2012

All In TIC at closing

4.61%

Date	Principal	Rate	Interest	Debt Service	Annual Debt Service
1/1/2042	70,590,000	5.00%	2,027,250	72,617,250	74,644,500
7/1/2042			262,500	262,500	
1/1/2043	1,000,000	5.25%	262,500	1,262,500	1,525,000
7/1/2043			236,250	236,250	
1/1/2044	1,000,000	5.25%	236,250	1,236,250	1,472,500
7/1/2044			210,000	210,000	
1/1/2045	1,000,000	5.25%	210,000	1,210,000	1,420,000
7/1/2045			183,750	183,750	
1/1/2046	1,000,000	5.25%	183,750	1,183,750	1,367,500
7/1/2046			157,500	157,500	
1/1/2047	1,000,000	5.25%	157,500	1,157,500	1,315,000
7/1/2047			131,250	131,250	
1/1/2048	1,000,000	5.25%	131,250	1,131,250	1,262,500
7/1/2048			105,000	105,000	
1/1/2049	1,000,000	5.25%	105,000	1,105,000	1,210,000
7/1/2049			78,750	78,750	
1/1/2050	1,000,000	5.25%	78,750	1,078,750	1,157,500
7/1/2050			52,500	52,500	
1/1/2051	1,000,000	5.25%	52,500	1,052,500	1,105,000
7/1/2051			26,250	26,250	
1/1/2052	1,000,000	5.25%	26,250	1,026,250	1,052,500
Totals	383,625,000		326,148,000	709,773,000	709,773,000

NTTA System Revenue Bonds - 1st Tier

Series: 2012D

Dated: 11/1/2012

All in TIC at closing

4.34%

Date	Principal	Rate	Interest	Debt Service	Annual Debt Service
7/1/2019			820,375	820,375	
1/1/2020			820,375	820,375	1,640,750
7/1/2020			820,375	820,375	
1/1/2021			820,375	820,375	1,640,750
7/1/2021			820,375	820,375	
1/1/2022			820,375	820,375	1,640,750
7/1/2022			820,375	820,375	
1/1/2023			820,375	820,375	1,640,750
7/1/2023			820,375	820,375	
1/1/2024			820,375	820,375	1,640,750
7/1/2024			820,375	820,375	
1/1/2025			820,375	820,375	1,640,750
7/1/2025			820,375	820,375	
1/1/2026			820,375	820,375	1,640,750
7/1/2026			820,375	820,375	
1/1/2027			820,375	820,375	1,640,750
7/1/2027			820,375	820,375	
1/1/2028			820,375	820,375	1,640,750
7/1/2028			820,375	820,375	
1/1/2029			820,375	820,375	1,640,750
7/1/2029			820,375	820,375	
1/1/2030			820,375	820,375	1,640,750
7/1/2030			820,375	820,375	
1/1/2031			820,375	820,375	1,640,750
7/1/2031			820,375	820,375	
1/1/2032			820,375	820,375	1,640,750
7/1/2032			820,375	820,375	
1/1/2033			820,375	820,375	1,640,750
7/1/2033			820,375	820,375	
1/1/2034			820,375	820,375	1,640,750
7/1/2034			820,375	820,375	
1/1/2035			820,375	820,375	1,640,750
7/1/2035			820,375	820,375	
1/1/2036			820,375	820,375	1,640,750
7/1/2036			820,375	820,375	
1/1/2037	16,010,000	5.00%	820,375	16,830,375	17,650,750
7/1/2037			420,125	420,125	
1/1/2038	16,805,000	5.00%	420,125	17,225,125	17,645,250
Totals	32,815,000		30,373,750	63,188,750	63,188,750

NTTA System Revenue Bonds - 1st Tier

Series: 2014A

Dated: 11/20/2014

All in TIC at closing

2.69%

Date	Principal	Coupon	Interest	Debt Service	Annual Debt Service
7/1/2019			7,760,375	7,760,375	
1/1/2020	36,385,000	5.00%	7,760,375	44,145,375	51,905,750
7/1/2020			6,850,750	6,850,750	
1/1/2021	48,460,000	5.00%	6,850,750	55,310,750	62,161,500
7/1/2021			5,639,250	5,639,250	
1/1/2022	48,250,000	5.00%	5,639,250	53,889,250	59,528,500
7/1/2022			4,433,000	4,433,000	
1/1/2023	50,405,000	5.00%	4,433,000	54,838,000	59,271,000
7/1/2023			3,172,875	3,172,875	
1/1/2024	61,020,000	5.00%	3,172,875	64,192,875	67,365,750
7/1/2024			1,647,375	1,647,375	
1/1/2025	65,895,000	5.00%	1,647,375	67,542,375	69,189,750
Totals	310,415,000		59,007,250	369,422,250	369,422,250

NTTA System Revenue Bonds - 1st Tier

Series: 2014C Variable

Dated: 12/18/2014

All In TIC at closing

2.72%

Date	Principal	Coupon	Interest ⁽¹⁾	Debt Service	Annual Debt Service
7/1/2019			2,031,801	2,031,801	
1/1/2020			2,065,477	2,065,477	4,097,279
7/1/2020			3,341,632	3,341,632	
1/1/2021			3,376,777	3,376,777	6,718,409
7/1/2021			3,329,263	3,329,263	
1/1/2022			3,386,028	3,386,028	6,715,291
7/1/2022			3,330,822	3,330,822	
1/1/2023			3,386,028	3,386,028	6,716,850
7/1/2023			3,330,822	3,330,822	
1/1/2024			3,386,028	3,386,028	6,716,850
7/1/2024			3,341,632	3,341,632	
1/1/2025			3,376,777	3,376,777	6,718,409
7/1/2025			3,329,263	3,329,263	
1/1/2026			3,386,028	3,386,028	6,715,291
7/1/2026			3,330,822	3,330,822	
1/1/2027			3,386,028	3,386,028	6,716,850
7/1/2027			3,330,822	3,330,822	
1/1/2028			3,386,028	3,386,028	6,716,850
7/1/2028			3,341,632	3,341,632	
1/1/2029			3,376,777	3,376,777	6,718,409
7/1/2029			3,329,263	3,329,263	
1/1/2030	1,570,000	1.83%	3,386,028	4,956,028	8,285,291
7/1/2030			3,307,465	3,307,465	
1/1/2031	1,615,000	1.83%	3,362,285	4,977,285	8,284,750
7/1/2031			3,283,439	3,283,439	
1/1/2032	1,665,000	1.83%	3,337,861	5,002,861	8,286,300
7/1/2032			3,269,245	3,269,245	
1/1/2033	1,710,000	1.83%	3,303,630	5,013,630	8,282,875
7/1/2033			3,231,717	3,231,717	
1/1/2034	5,670,000	1.83%	3,286,820	8,956,820	12,188,537

(1) 2014C Bonds bear interest at 1.83% until the January 1, 2020 mandatory tender date and are remarketed into a variable rate mode and bear interest at 3.00% thereafter.

NTTA System Revenue Bonds - 1st Tier

Series: 2014C Variable

Dated: 12/18/2014

All In TIC at closing

2.72%

Date	Principal	Coupon	Interest ⁽¹⁾	Debt Service	Annual Debt Service
7/1/2034			3,148,879.31	3,148,879	
1/1/2035	22,185,000	1.83%	3,201,070.68	25,386,071	28,534,950
7/1/2035			2,818,839.46	2,818,839	
1/1/2036	43,240,000	1.83%	2,865,560.56	46,105,561	48,924,400
7/1/2036			2,182,631.18	2,182,631	
1/1/2037	65,340,000	1.83%	2,205,586.88	67,545,587	69,728,218
7/1/2037			1,202,962.83	1,202,963	
1/1/2038	80,900,000	1.83%	1,223,473.98	82,123,474	83,326,437
Totals	223,895,000		116,497,245	340,392,245	340,392,245

(1) 2014C Bonds bear interest at 1.83% until the January 1, 2020 mandatory tender date and are remarketed into a variable rate mode and bear interest at 3.00% thereafter.

NTTA System Revenue Bonds - 1st Tier

Series: 2015B

Dated: 9/18/2015

All in TIC at closing

4.35%

Date	Principal	Rate	Interest	Debt Service	Annual Debt Service
7/1/2019			18,597,325	18,597,325	
1/1/2020	5,495,000	5.00%	18,597,325	24,092,325	42,689,650
7/1/2020			18,459,950	18,459,950	
1/1/2021	5,770,000	5.00%	18,459,950	24,229,950	42,689,900
7/1/2021			18,315,700	18,315,700	
1/1/2022	6,060,000	5.00%	18,315,700	24,375,700	42,691,400
7/1/2022			18,164,200	18,164,200	
1/1/2023	6,365,000	5.00%	18,164,200	24,529,200	42,693,400
7/1/2023			18,005,075	18,005,075	
1/1/2024	7,150,000	5.00%	18,005,075	25,155,075	43,160,150
7/1/2024			17,826,325	17,826,325	
1/1/2025	14,775,000	5.00%	17,826,325	32,601,325	50,427,650
7/1/2025			17,456,950	17,456,950	
1/1/2026	15,510,000	5.00%	17,456,950	32,966,950	50,423,900
7/1/2026			17,069,200	17,069,200	
1/1/2027	16,290,000	5.00%	17,069,200	33,359,200	50,428,400
7/1/2027			16,661,950	16,661,950	
1/1/2028	8,855,000	5.00%	16,661,950	25,516,950	42,178,900
7/1/2028			16,440,575	16,440,575	
1/1/2029	61,215,000	5.00%	16,440,575	77,655,575	94,096,150
7/1/2029			14,910,200	14,910,200	
1/1/2030	8,600,000	5.00%	14,910,200	23,510,200	38,420,400
7/1/2030			14,695,200	14,695,200	
1/1/2031	17,185,000	5.00%	14,695,200	31,880,200	46,575,400
7/1/2031			14,265,575	14,265,575	
1/1/2032	26,330,000	5.00%	14,265,575	40,595,575	54,861,150
7/1/2032			13,607,325	13,607,325	
1/1/2033	10,280,000	5.00%	13,607,325	23,887,325	37,494,650
7/1/2033			13,350,325	13,350,325	
1/1/2034	46,295,000	5.00%	13,350,325	59,645,325	72,995,650
7/1/2034			12,192,950	12,192,950	
1/1/2035	19,835,000	4.00%	12,192,950	32,027,950	44,220,900
7/1/2035			11,796,250	11,796,250	
1/1/2036	11,350,000	5.00%	11,796,250	23,146,250	34,942,500
7/1/2036			11,512,500	11,512,500	
1/1/2037	11,920,000	5.00%	11,512,500	23,432,500	34,945,000
7/1/2037			11,214,500	11,214,500	
1/1/2038	23,615,000	5.00%	11,214,500	34,829,500	46,044,000
7/1/2038			10,624,125	10,624,125	
1/1/2039	106,655,000	5.00%	10,624,125	117,279,125	127,903,250
7/1/2039			7,957,750	7,957,750	
1/1/2040	201,340,000	5.00%	7,957,750	209,297,750	217,255,500
7/1/2040			2,924,250	2,924,250	
1/1/2041	20,280,000	5.00%	2,924,250	23,204,250	26,128,500
7/1/2041			2,417,250	2,417,250	
1/1/2042	17,810,000	5.00%	2,417,250	20,227,250	22,644,500
7/1/2042			1,972,000	1,972,000	
1/1/2043	10,970,000	5.00%	1,972,000	12,942,000	14,914,000
7/1/2043			1,697,750	1,697,750	

NTTA System Revenue Bonds - 1st Tier

Series: 2015B

Dated: 9/18/2015

All in TIC at closing

4.35%

Date	Principal	Rate	Interest	Debt Service	Annual Debt Service
1/1/2044	32,435,000	5.00%	1,697,750	34,132,750	35,830,500
7/1/2044			886,875	886,875	
1/1/2045	35,475,000	5.00%	886,875	36,361,875	37,248,750
Totals	747,860,000		646,044,150	1,393,904,150	1,393,904,150

NTTA System Revenue Bonds - 1st Tier

Series: 2016A

Dated: 5/4/2016

All in TIC at closing

3.02%

Date	Principal	Rate	Interest	Debt Service	Annual Debt Service
7/1/2019			23,570,500	23,570,500	
1/1/2020	14,730,000	5.00%	23,570,500	38,300,500	61,871,000
7/1/2020			23,202,250	23,202,250	
1/1/2021	15,470,000	5.00%	23,202,250	38,672,250	61,874,500
7/1/2021			22,815,500	22,815,500	
1/1/2022	39,015,000	5.00%	22,815,500	61,830,500	84,646,000
7/1/2022			21,840,125	21,840,125	
1/1/2023	40,975,000	5.00%	21,840,125	62,815,125	84,655,250
7/1/2023			20,815,750	20,815,750	
1/1/2024	42,550,000	5.00%	20,815,750	63,365,750	84,181,500
7/1/2024			19,752,000	19,752,000	
1/1/2025	44,675,000	5.00%	19,752,000	64,427,000	84,179,000
7/1/2025			18,635,125	18,635,125	
1/1/2026	167,710,000	5.00%	18,635,125	186,345,125	204,980,250
7/1/2026			14,442,375	14,442,375	
1/1/2027	173,085,000	5.00%	14,442,375	187,527,375	201,969,750
7/1/2027			10,115,250	10,115,250	
1/1/2028	56,995,000	5.00%	10,115,250	67,110,250	77,225,500
7/1/2028			8,690,375	8,690,375	
1/1/2029	15,855,000	5.00%	8,690,375	24,545,375	33,235,750
7/1/2029			8,294,000	8,294,000	
1/1/2030	66,660,000	5.00%	8,294,000	74,954,000	83,248,000
7/1/2030			6,627,500	6,627,500	
1/1/2031	32,165,000	5.00%	6,627,500	38,792,500	45,420,000
7/1/2031			5,823,375	5,823,375	
1/1/2032	15,205,000	5.00%	5,823,375	21,028,375	26,851,750
7/1/2032			5,443,250	5,443,250	
1/1/2033	11,480,000	5.00%	5,443,250	16,923,250	22,366,500
7/1/2033			5,156,250	5,156,250	
1/1/2034	5,215,000	5.00%	5,156,250	10,371,250	15,527,500
7/1/2034			5,025,875	5,025,875	
1/1/2035	7,495,000	5.00%	5,025,875	12,520,875	17,546,750
7/1/2035			4,838,500	4,838,500	
1/1/2036	19,265,000	5.00%	4,838,500	24,103,500	28,942,000
7/1/2036			4,356,875	4,356,875	
1/1/2037	21,790,000	5.00%	4,356,875	26,146,875	30,503,750
7/1/2037			3,812,125	3,812,125	
1/1/2038	15,035,000	5.00%	3,812,125	18,847,125	22,659,250
7/1/2038			3,436,250	3,436,250	
1/1/2039	147,450,000	4.66%	3,436,250	150,886,250	154,322,500
Totals	952,820,000		473,386,500	1,426,206,500	1,426,206,500

NTTA System Revenue and Refunding Bonds - 1st Tier

Series: 2017A

Dated: 11/1/2017

All in TIC at closing 4.01%

Date	Principal 1	Coupon 1	Principal 2	Coupon 2	Interest	Debt Service	Annual Debt Service
7/1/2019					41,336,800	41,336,800	
1/1/2020	150,000	2.00%	21,285,000	5.00%	41,336,800	62,771,800	104,108,600
7/1/2020					40,803,175	40,803,175	
1/1/2021	1,375,000	3.00%	39,800,000	5.00%	40,803,175	81,978,175	122,781,350
7/1/2021					39,787,550	39,787,550	
1/1/2022	180,000	2.00%	42,525,000	5.00%	39,787,550	82,492,550	122,280,100
7/1/2022					38,722,625	38,722,625	
1/1/2023	4,175,000	4.00%	34,675,000	5.00%	38,722,625	77,572,625	116,295,250
7/1/2023					37,772,250	37,772,250	
1/1/2024	46,735,000	5.00%			37,772,250	84,507,250	122,279,500
7/1/2024					36,603,875	36,603,875	
1/1/2025	53,075,000	5.00%			36,603,875	89,678,875	126,282,750
7/1/2025					35,277,000	35,277,000	
1/1/2026	39,870,000	5.00%			35,277,000	75,147,000	110,424,000
7/1/2026					34,280,250	34,280,250	
1/1/2027	46,120,000	5.00%			34,280,250	80,400,250	114,680,500
7/1/2027					33,127,250	33,127,250	
1/1/2028	28,175,000	5.00%			33,127,250	61,302,250	94,429,500
7/1/2028					32,422,875	32,422,875	
1/1/2029	35,270,000	5.00%			32,422,875	67,692,875	100,115,750
7/1/2029					31,541,125	31,541,125	
1/1/2030	41,850,000	5.00%			31,541,125	73,391,125	104,932,250
7/1/2030					30,494,875	30,494,875	
1/1/2031	1,200,000	3.00%	35,470,000	5.00%	30,494,875	67,164,875	97,659,750
7/1/2031					29,590,125	29,590,125	
1/1/2032	19,750,000	4.00%	20,810,000	5.00%	29,590,125	70,150,125	99,740,250
7/1/2032					28,674,875	28,674,875	
1/1/2033	20,000,000	4.00%	25,890,000	5.00%	28,674,875	74,564,875	103,239,750
7/1/2033					27,627,625	27,627,625	
1/1/2034	30,090,000	5.00%	30,000,000	5.00%	27,627,625	87,717,625	115,345,250
7/1/2034					26,125,375	26,125,375	
1/1/2035	38,845,000	5.00%	30,000,000	5.00%	26,125,375	94,970,375	121,095,750
7/1/2035					24,404,250	24,404,250	
1/1/2036	25,000,000	4.00%	47,565,000	5.00%	24,404,250	96,969,250	121,373,500
7/1/2036					22,715,125	22,715,125	
1/1/2037	30,000,000	4.00%	57,855,000	5.00%	22,715,125	110,570,125	133,285,250
7/1/2037					20,668,750	20,668,750	
1/1/2038	50,000,000	5.00%	56,035,000	5.00%	20,668,750	126,703,750	147,372,500
7/1/2038					18,017,875	18,017,875	
1/1/2039	77,560,000	5.00%			18,017,875	95,577,875	113,595,750
7/1/2039					16,078,875	16,078,875	
1/1/2040	58,975,000	5.00%	23,550,000	4.00%	16,078,875	98,603,875	114,682,750
7/1/2040					14,133,500	14,133,500	
1/1/2041	41,015,000	5.00%	24,490,000	4.00%	14,133,500	79,638,500	93,772,000
7/1/2041					12,618,325	12,618,325	
1/1/2042	104,385,000	5.00%	25,470,000	4.00%	12,618,325	142,473,325	155,091,650
7/1/2042					9,499,300	9,499,300	
1/1/2043	196,140,000	5.00%	26,490,000	4.00%	9,499,300	232,129,300	241,628,600
7/1/2043					4,066,000	4,066,000	
1/1/2044	30,955,000	5.00%			4,066,000	35,021,000	39,087,000
7/1/2044					3,292,125	3,292,125	
1/1/2045	35,195,000	5.00%			3,292,125	38,487,125	41,779,250
7/1/2045					2,412,250	2,412,250	
1/1/2046	32,320,000	5.00%			2,412,250	34,732,250	37,144,500
7/1/2046					1,604,250	1,604,250	
1/1/2047	37,895,000	5.00%			1,604,250	39,499,250	41,103,500
7/1/2047					656,875	656,875	
1/1/2048	26,275,000	5.00%			656,875	26,931,875	27,588,750
					656,875	26,931,875	27,588,750
Totals	1,152,575,000		541,910,000		1,388,710,300	3,083,195,300	3,083,195,300

NTTA System Revenue Bonds - 2nd Tier

Series: 2014B

Dated: 11/20/2014

All in TIC at closing

4.13%

Date	Principal	Coupon	Interest	Debt Service	Annual Debt Service
7/1/2019			3,660,500	3,660,500	
1/1/2020			3,660,500	3,660,500	7,321,000
7/1/2020			3,660,500	3,660,500	
1/1/2021			3,660,500	3,660,500	7,321,000
7/1/2021			3,660,500	3,660,500	
1/1/2022			3,660,500	3,660,500	7,321,000
7/1/2022			3,660,500	3,660,500	
1/1/2023			3,660,500	3,660,500	7,321,000
7/1/2023			3,660,500	3,660,500	
1/1/2024			3,660,500	3,660,500	7,321,000
7/1/2024			3,660,500	3,660,500	
1/1/2025			3,660,500	3,660,500	7,321,000
7/1/2025			3,660,500	3,660,500	
1/1/2026			3,660,500	3,660,500	7,321,000
7/1/2026			3,660,500	3,660,500	
1/1/2027			3,660,500	3,660,500	7,321,000
7/1/2027			3,660,500	3,660,500	
1/1/2028			3,660,500	3,660,500	7,321,000
7/1/2028			3,660,500	3,660,500	
1/1/2029	1,000,000	5.00%	3,660,500	4,660,500	8,321,000
7/1/2029			3,635,500	3,635,500	
1/1/2030	26,130,000	5.00%	3,635,500	29,765,500	33,401,000
7/1/2030			2,982,250	2,982,250	
1/1/2031	119,290,000	5.00%	2,982,250	122,272,250	125,254,500
Totals	146,420,000		86,445,500	232,865,500	232,865,500

NTTA System Revenue Bonds - 2nd Tier

Series: 2015A

Dated: 4/23/2015

All in TIC at closing

4.01%

Date	Principal 1	Coupon 1	Principal 2	Coupon 2	Interest	Debt Service	Annual Debt Service
7/1/2019					20,707,575	20,707,575	
1/1/2020	7,830,000	5.00%			20,707,575	28,537,575	49,245,150
7/1/2020					20,511,825	20,511,825	
1/1/2021	8,220,000	5.00%			20,511,825	28,731,825	49,243,650
7/1/2021					20,306,325	20,306,325	
1/1/2022	8,630,000	5.00%			20,306,325	28,936,325	49,242,650
7/1/2022					20,090,575	20,090,575	
1/1/2023	9,065,000	5.00%			20,090,575	29,155,575	49,246,150
7/1/2023					19,863,950	19,863,950	
1/1/2024	9,515,000	5.00%			19,863,950	29,378,950	49,242,900
7/1/2024					19,626,075	19,626,075	
1/1/2025	9,990,000	5.00%			19,626,075	29,616,075	49,242,150
7/1/2025					19,376,325	19,376,325	
1/1/2026	10,490,000	5.00%			19,376,325	29,866,325	49,242,650
7/1/2026					19,114,075	19,114,075	
1/1/2027	11,015,000	5.00%			19,114,075	30,129,075	49,243,150
7/1/2027					18,838,700	18,838,700	
1/1/2028	10,150,000	5.00%			18,838,700	28,988,700	47,827,400
7/1/2028					18,584,950	18,584,950	
1/1/2029					18,584,950	18,584,950	37,169,900
7/1/2029					18,584,950	18,584,950	
1/1/2030	70,355,000	5.00%			18,584,950	88,939,950	107,524,900
7/1/2030					16,826,075	16,826,075	
1/1/2031	44,365,000	5.00%			16,826,075	61,191,075	78,017,150
7/1/2031					15,716,950	15,716,950	
1/1/2032	166,805,000	5.00%			15,716,950	182,521,950	198,238,900
7/1/2032					11,546,825	11,546,825	
1/1/2033	135,040,000	5.00%			11,546,825	146,586,825	158,133,650
7/1/2033					8,170,825	8,170,825	
1/1/2034	130,200,000	5.00%			8,170,825	138,370,825	146,541,650
7/1/2034					4,915,825	4,915,825	
1/1/2035	78,535,000	5.00%			4,915,825	83,450,825	88,366,650
7/1/2035					2,952,450	2,952,450	
1/1/2036	36,110,000	5.00%	17,655,000	4.00%	2,952,450	56,717,450	59,669,900
7/1/2036					1,696,600	1,696,600	
1/1/2037	25,485,000	5.00%	12,455,000	4.00%	1,696,600	39,636,600	41,333,200
7/1/2037					810,375	810,375	
1/1/2038	23,295,000	5.00%	11,400,000	4.00%	810,375	35,505,375	36,315,750
Totals	795,095,000		41,510,000		556,482,500	1,393,087,500	1,393,087,500

NTTA System Revenue and Refunding Bonds - 2nd Tier

Series: 2017B

Dated: 11/1/2017

All in TIC at closing 4.01%

Date	Principal 1	Coupon 1	Principal 2	Coupon 2	Interest	Debt Service	Annual Debt Service
7/1/2019					18,464,050	18,464,050	
1/1/2020	3,105,000	4.00%			18,464,050	21,569,050	40,033,100
7/1/2020					18,401,950	18,401,950	
1/1/2021	7,745,000	5.00%			18,401,950	26,146,950	44,548,900
7/1/2021					18,208,325	18,208,325	
1/1/2022	9,960,000	5.00%			18,208,325	28,168,325	46,376,650
7/1/2022					17,959,325	17,959,325	
1/1/2023	1,220,000	2.00%	35,130,000	5.00%	17,959,325	54,309,325	72,268,650
7/1/2023					17,068,875	17,068,875	
1/1/2024	42,260,000	5.00%			17,068,875	59,328,875	76,397,750
7/1/2024					16,012,375	16,012,375	
1/1/2025	54,000,000	5.00%			16,012,375	70,012,375	86,024,750
7/1/2025					14,662,375	14,662,375	
1/1/2026	25,945,000	5.00%			14,662,375	40,607,375	55,269,750
7/1/2026					14,013,750	14,013,750	
1/1/2027	21,525,000	5.00%			14,013,750	35,538,750	49,552,500
7/1/2027					13,475,625	13,475,625	
1/1/2028	27,855,000	5.00%			13,475,625	41,330,625	54,806,250
7/1/2028					12,779,250	12,779,250	
1/1/2029	26,770,000	5.00%			12,779,250	39,549,250	52,328,500
7/1/2029					12,110,000	12,110,000	
1/1/2030	22,970,000	5.00%			12,110,000	35,080,000	47,190,000
7/1/2030					11,535,750	11,535,750	
1/1/2031	31,075,000	5.00%			11,535,750	42,610,750	54,146,500
7/1/2031					10,758,875	10,758,875	
1/1/2032	31,860,000	5.00%			10,758,875	42,618,875	53,377,750
7/1/2032					9,962,375	9,962,375	
1/1/2033	13,990,000	5.00%	15,000,000	3.125%	9,962,375	38,952,375	48,914,750
7/1/2033					9,378,250	9,378,250	
1/1/2034	24,580,000	4.00%			9,378,250	33,958,250	43,336,500
7/1/2034					8,886,650	8,886,650	
1/1/2035	18,045,000	4.00%			8,886,650	26,931,650	35,818,300
7/1/2035					8,525,750	8,525,750	
1/1/2036	21,305,000	4.00%			8,525,750	29,830,750	38,356,500
7/1/2036					8,099,650	8,099,650	
1/1/2037	12,525,000	4.00%			8,099,650	20,624,650	28,724,300
7/1/2037					7,849,150	7,849,150	
1/1/2038	920,000	4.00%			7,849,150	8,769,150	16,618,300
7/1/2038					7,830,750	7,830,750	
1/1/2039	26,815,000	5.00%			7,830,750	34,645,750	42,476,500
7/1/2039					7,160,375	7,160,375	
1/1/2040	27,220,000	5.00%			7,160,375	34,380,375	41,540,750
7/1/2040					6,479,875	6,479,875	
1/1/2041	26,655,000	5.00%			6,479,875	33,134,875	39,614,750
7/1/2041					5,813,500	5,813,500	
1/1/2042	25,950,000	5.00%			5,813,500	31,763,500	37,577,000
7/1/2042					5,164,750	5,164,750	
1/1/2043	23,025,000	5.00%			5,164,750	28,189,750	33,354,500
7/1/2043					4,589,125	4,589,125	
1/1/2044	12,190,000	5.00%			4,589,125	16,779,125	21,368,250
7/1/2044					4,284,375	4,284,375	
1/1/2045	10,770,000	5.00%			4,284,375	15,054,375	19,338,750
7/1/2045					4,015,125	4,015,125	
1/1/2046	53,190,000	5.00%			4,015,125	57,205,125	61,220,250
7/1/2046					2,685,375	2,685,375	
1/1/2047	51,970,000	5.00%			2,685,375	54,655,375	57,340,750
7/1/2047					1,386,125	1,386,125	
1/1/2048	55,445,000	5.00%			1,386,125	56,831,125	58,217,250
Totals	710,885,000		50,130,000		595,123,450	1,356,138,450	1,356,138,450

NTTA System Revenue Refunding Bonds - 2nd Tier

Series: 2018

Dated: 11/13/2018

All in TIC at closing 4.40%

Date	Principal	Coupon	Interest	Debt Service	Annual Debt Service
7/1/2019			8,334,706	8,334,706	
1/1/2020			8,334,706	8,334,706	16,669,413
7/1/2020			8,334,706	8,334,706	
1/1/2021			8,334,706	8,334,706	16,669,413
7/1/2021			8,334,706	8,334,706	
1/1/2022			8,334,706	8,334,706	16,669,413
7/1/2022			8,334,706	8,334,706	
1/1/2023			8,334,706	8,334,706	16,669,413
7/1/2023			8,334,706	8,334,706	
1/1/2024			8,334,706	8,334,706	16,669,413
7/1/2024			8,334,706	8,334,706	
1/1/2025			8,334,706	8,334,706	16,669,413
7/1/2025			8,334,706	8,334,706	
1/1/2026			8,334,706	8,334,706	16,669,413
7/1/2026			8,334,706	8,334,706	
1/1/2027			8,334,706	8,334,706	16,669,413
7/1/2027			8,334,706	8,334,706	
1/1/2028			8,334,706	8,334,706	16,669,413
7/1/2028			8,334,706	8,334,706	
1/1/2029			8,334,706	8,334,706	16,669,413
7/1/2029			8,334,706	8,334,706	
1/1/2030	3,690,000	5.00%	8,334,706	12,024,706	20,359,413
7/1/2030			8,242,456	8,242,456	
1/1/2031	6,630,000	5.00%	8,242,456	14,872,456	23,114,913
7/1/2031			8,076,706	8,076,706	
1/1/2032	8,450,000	5.00%	8,076,706	16,526,706	24,603,413
7/1/2032			7,865,456	7,865,456	
1/1/2033	10,885,000	5.00%	7,865,456	18,750,456	26,615,913
7/1/2033			7,593,331	7,593,331	
1/1/2034	13,540,000	5.00%	7,593,331	21,133,331	28,726,663
7/1/2034			7,254,831	7,254,831	
1/1/2035	16,210,000	5.00%	7,254,831	23,464,831	30,719,663
7/1/2035			6,849,581	6,849,581	
1/1/2036	19,560,000	5.00%	6,849,581	26,409,581	33,259,163
7/1/2036			6,360,581	6,360,581	
1/1/2037	22,660,000	4.00%	6,360,581	29,020,581	35,381,163
7/1/2037			5,907,381	5,907,381	
1/1/2038	25,480,000	4.00%	5,907,381	31,387,381	37,294,763

NTTA System Revenue Refunding Bonds - 2nd Tier

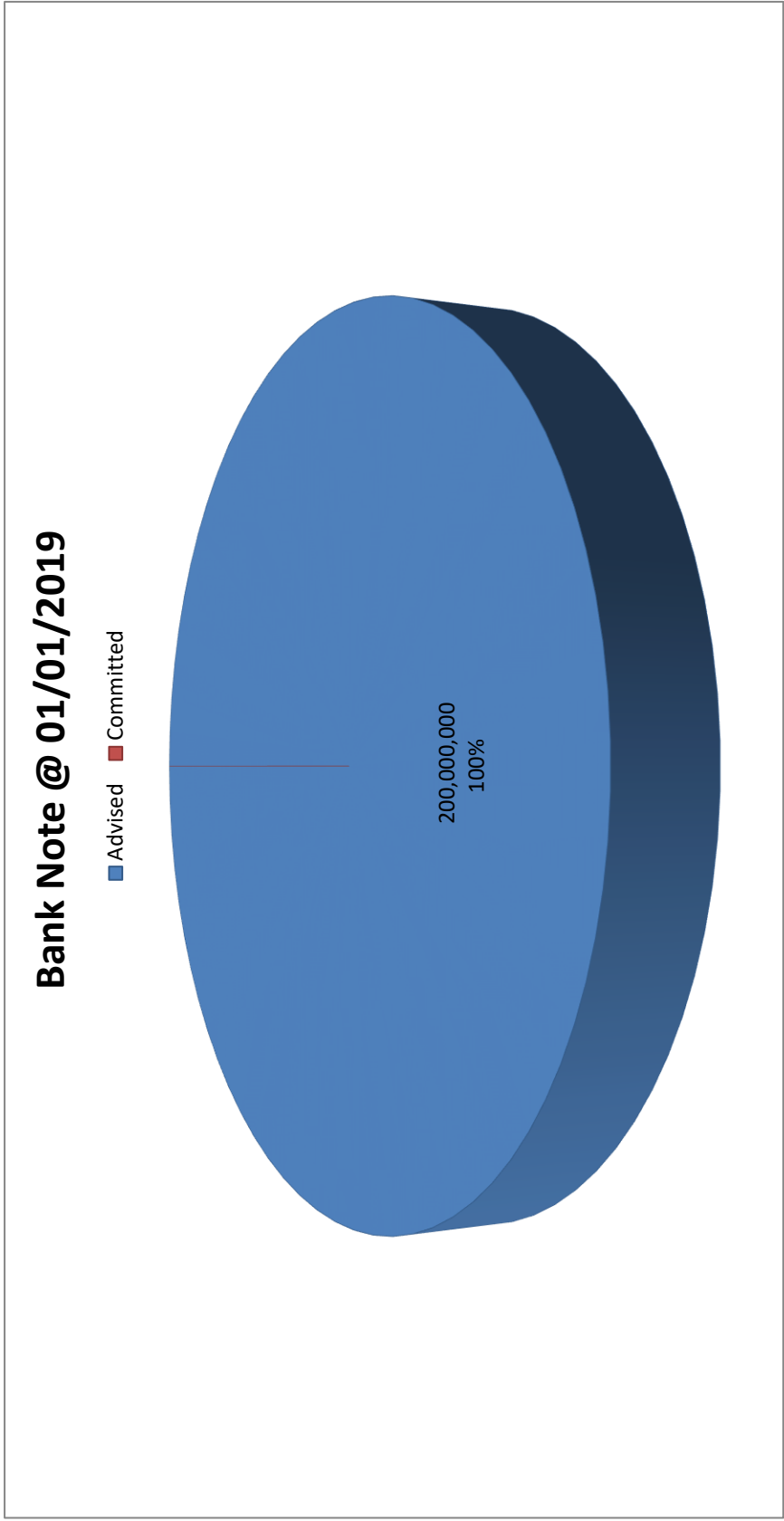
Series: 2018

Dated: 11/13/2018

All in TIC at closing 4.40%

Date	Principal	Coupon	Interest	Debt Service	Annual Debt Service
7/1/2038			5,397,781	5,397,781	
1/1/2039			5,397,781	5,397,781	10,795,563
7/1/2039			5,397,781	5,397,781	
1/1/2040			5,397,781	5,397,781	10,795,563
7/1/2040			5,397,781	5,397,781	
1/1/2041			5,397,781	5,397,781	10,795,563
7/1/2041			5,397,781	5,397,781	
1/1/2042			5,397,781	5,397,781	10,795,563
7/1/2042			5,397,781	5,397,781	
1/1/2043			5,397,781	5,397,781	10,795,563
7/1/2043			5,397,781	5,397,781	
1/1/2044			5,397,781	5,397,781	10,795,563
7/1/2044			5,397,781	5,397,781	
1/1/2045	29,755,000	5.00%	5,397,781	35,152,781	40,550,563
7/1/2045			4,653,906	4,653,906	
1/1/2046	31,440,000	5.00%	4,653,906	36,093,906	40,747,813
7/1/2046			3,867,906	3,867,906	
1/1/2047	33,120,000	5.00%	3,867,906	36,987,906	40,855,813
7/1/2047			3,039,906	3,039,906	
1/1/2048	34,895,000	5.00%	3,039,906	37,934,906	40,974,813
7/1/2048			2,167,531	2,167,531	
1/1/2049	87,125,000	4.25%	2,167,531	89,292,531	91,460,063
7/1/2049			316,125	316,125	
1/1/2050	12,645,000	5.00%	316,125	12,961,125	13,277,250
Totals	356,085,000		403,323,875	759,408,875	759,408,875

North Texas Tollway Authority - 2nd Tier CP Note Purchase Agreement



NTTA System CIF Subordinate Debt Summary

Date	CIF Debt Principal	CIF Debt Interest	CIF Debt Build America		Net CIF Debt Service	Annual Net CIF Debt Service	January 1st CIF Bond Payment Requirement
			Bonds Subsidy (1)	Bonds Subsidy (1)			
2/1/2019	-	16,498,000	(4,492,950)	(4,492,950)	12,005,050	24,010,101	36,015,151
8/1/2019	-	16,498,000	(4,492,950)	(4,492,950)	12,005,050	24,010,101	66,440,151
2/1/2020	-	16,498,000	(4,492,950)	(4,492,950)	12,005,050	24,010,101	96,863,589
8/1/2020	-	16,498,000	(4,492,950)	(4,492,950)	12,005,050	24,010,101	97,817,495
2/1/2021	30,425,000	16,498,000	(4,492,950)	(4,492,950)	42,430,050	53,484,319	98,813,135
8/1/2021	-	15,547,219	(4,492,950)	(4,492,950)	11,054,269	53,484,319	99,759,005
2/1/2022	32,325,000	15,547,219	(4,492,950)	(4,492,950)	43,379,269	53,423,382	100,643,484
8/1/2022	-	14,537,063	(4,492,950)	(4,492,950)	10,044,113	53,423,382	101,577,147
2/1/2023	34,350,000	14,537,063	(4,492,950)	(4,492,950)	44,394,113	53,376,124	102,559,331
8/1/2023	-	13,372,058	(4,390,046)	(4,390,046)	8,982,011	53,376,124	103,598,748
2/1/2024	36,455,000	13,372,058	(4,390,046)	(4,390,046)	45,437,011	52,838,017	104,703,238
8/1/2024	-	11,762,687	(3,861,690)	(3,861,690)	7,900,997	52,838,017	52,453,477
2/1/2025	38,520,000	11,762,687	(3,861,690)	(3,861,690)	46,420,997	52,453,477	52,249,761
8/1/2025	-	10,062,146	(3,303,403)	(3,303,403)	6,758,744	52,249,761	578,028,507
2/1/2026	40,705,000	10,062,146	(3,303,403)	(3,303,403)	47,463,744	578,028,507	
8/1/2026	-	8,265,151	(2,713,449)	(2,713,449)	5,551,702	578,028,507	
2/1/2027	43,010,000	8,265,151	(2,713,449)	(2,713,449)	48,561,702	578,028,507	
8/1/2027	-	6,366,406	(2,090,091)	(2,090,091)	4,276,315	578,028,507	
2/1/2028	45,445,000	6,366,406	(2,090,091)	(2,090,091)	49,721,315	578,028,507	
8/1/2028	-	4,360,156	(1,431,439)	(1,431,439)	2,928,717	578,028,507	
2/1/2029	48,020,000	4,360,156	(1,431,439)	(1,431,439)	50,948,717	578,028,507	
8/1/2029	-	2,240,227	(735,467)	(735,467)	1,504,761	578,028,507	
2/1/2030	50,745,000	2,240,227	(735,467)	(735,467)	52,249,761	578,028,507	
Totals	400,000,000	255,516,224	(77,487,717)	(77,487,717)	578,028,507	578,028,507	

(1) The BABS Subsidy is reduced 6.2% due to Sequestration.

NTTA System Revenue Bonds - Subordinate Debt

Series: 2010A

Dated: 5/13/2010

All in TIC at closing ⁽¹⁾

5.95%

Date	Principal	Coupon	Interest	Debt Service	Annual Debt Service
2/1/2019			2,812,500	2,812,500	
8/1/2019			2,812,500	2,812,500	5,625,000
2/1/2020			2,812,500	2,812,500	
8/1/2020			2,812,500	2,812,500	5,625,000
2/1/2021	30,425,000	6.25%	2,812,500	33,237,500	
8/1/2021			1,861,719	1,861,719	35,099,219
2/1/2022	32,325,000	6.25%	1,861,719	34,186,719	
8/1/2022			851,563	851,563	35,038,281
2/1/2023	27,250,000	6.25%	851,563	28,101,563	28,101,563
Totals	90,000,000		19,489,063	109,489,063	109,489,063

(1) All in TIC is from combined 2010A, 2010B-1 and 2010B-2

NTTA System Revenue Bonds - Subordinate Debt

Series: 2010B-1

Dated: 5/13/2010

All in TIC at closing ⁽¹⁾

5.95%

Date	Principal	Coupon	Interest	Build America Bonds Subsidy ⁽²⁾	Debt Service	Annual Debt Service
2/1/2019			2,102,500	(690,251)	1,412,249	
8/1/2019			2,102,500	(690,251)	1,412,249	2,824,499
2/1/2020			2,102,500	(690,251)	1,412,249	
8/1/2020			2,102,500	(690,251)	1,412,249	2,824,499
2/1/2021			2,102,500	(690,251)	1,412,249	
8/1/2021			2,102,500	(690,251)	1,412,249	2,824,499
2/1/2022			2,102,500	(690,251)	1,412,249	
8/1/2022			2,102,500	(690,251)	1,412,249	2,824,499
2/1/2023	1,145,000.00	8.41%	2,102,500	(690,251)	2,557,249	
8/1/2023			2,054,353	(674,444)	1,379,909	3,937,158
2/1/2024	5,880,000.00	8.41%	2,054,353	(674,444)	7,259,909	
8/1/2024			1,807,099	(593,271)	1,213,828	8,473,737
2/1/2025	6,210,000.00	8.41%	1,807,099	(593,271)	7,423,828	
8/1/2025			1,545,968	(507,541)	1,038,427	8,462,255
2/1/2026	6,565,000.00	8.41%	1,545,968	(507,541)	7,603,427	
8/1/2026			1,269,910	(416,911)	852,999	8,456,425
2/1/2027	6,940,000.00	8.41%	1,269,910	(416,911)	7,792,999	
8/1/2027			978,083	(321,105)	656,978	8,449,977
2/1/2028	7,330,000.00	8.41%	978,083	(321,105)	7,986,978	
8/1/2028			669,857	(219,914)	449,943	8,436,921
2/1/2029	7,745,000.00	8.41%	669,857	(219,914)	8,194,943	
8/1/2029			344,179	(112,994)	231,185	8,426,128
2/1/2030	8,185,000.00	8.41%	344,179	(112,994)	8,416,185	8,416,185
Totals	50,000,000.00		36,261,397	(11,904,617)	74,356,780	74,356,780

(1) All in TIC is from the combined 2010A, 2010B-1 and 2010B-2 issuance.

(2) The BABS Subsidy is reduced 6.2% due to Sequestration.

NTTA System Revenue Bonds - Subordinate Debt

Series: 2010B-2

Dated: 5/13/2010

All in TIC at closing ⁽¹⁾

5.95%

Date	Principal	Coupon	Interest	Build America Bond Subsidy ⁽²⁾	Debt Service	Annual Debt Service
2/1/2019			11,583,000	(3,802,699)	7,780,301	
8/1/2019			11,583,000	(3,802,699)	7,780,301	15,560,602
2/1/2020			11,583,000	(3,802,699)	7,780,301	
8/1/2020			11,583,000	(3,802,699)	7,780,301	15,560,602
2/1/2021			11,583,000	(3,802,699)	7,780,301	
8/1/2021			11,583,000	(3,802,699)	7,780,301	15,560,602
2/1/2022			11,583,000	(3,802,699)	7,780,301	
8/1/2022			11,583,000	(3,802,699)	7,780,301	15,560,602
2/1/2023	5,955,000	8.91%	11,583,000	(3,802,699)	13,735,301	
8/1/2023			11,317,705	(3,715,602)	7,602,102	21,337,403
2/1/2024	30,575,000	8.91%	11,317,705	(3,715,602)	38,177,102	
8/1/2024			9,955,589	(3,268,420)	6,687,169	44,864,271
2/1/2025	32,310,000	8.91%	9,955,589	(3,268,420)	38,997,169	
8/1/2025			8,516,178	(2,795,861)	5,720,317	44,717,486
2/1/2026	34,140,000	8.91%	8,516,178	(2,795,861)	39,860,317	
8/1/2026			6,995,241	(2,296,538)	4,698,703	44,559,020
2/1/2027	36,070,000	8.91%	6,995,241	(2,296,538)	40,768,703	
8/1/2027			5,388,323	(1,768,986)	3,619,336	44,388,040
2/1/2028	38,115,000	8.91%	5,388,323	(1,768,986)	41,734,336	
8/1/2028			3,690,299	(1,211,525)	2,478,774	44,213,110
2/1/2029	40,275,000	8.91%	3,690,299	(1,211,525)	42,753,774	
8/1/2029			1,896,048	(622,473)	1,273,575	44,027,349
2/1/2030	42,560,000	8.91%	1,896,048	(622,473)	43,833,575	43,792,431
Totals	260,000,000		199,765,764	(65,583,100)	394,182,664	394,141,519

(1) All in TIC is from the combined 2010A, 2010B-1 and 2010B-2 issuance.

(2) The BABS Subsidy is reduced 6.2% due to Sequestration.

North Texas Tollway Authority - ISTEAL Loan

Series: TXDOT ISTEAL Loan

Rate 4.20%

Date	Principal Amount	Interest	Annual Debt Service
1/1/2020	7,205,732	5,044,268	12,250,000
1/1/2021	10,580,769	4,741,628	15,322,396
1/1/2022	11,025,161	4,297,235	15,322,396
1/1/2023	11,488,218	3,834,179	15,322,396
1/1/2024	11,970,723	3,351,673	15,322,396
1/1/2025	12,473,493	2,848,903	15,322,396
1/1/2026	12,997,380	2,325,016	15,322,396
1/1/2027	13,543,270	1,779,126	15,322,396
1/1/2028	14,112,087	1,210,309	15,322,396
1/1/2029	14,704,795	617,601	15,322,396
Totals	120,101,628	30,049,940	150,151,568

North Texas Tollway Authority - 360 Tollway Loan

Series: TXDOT 360 Tollway Loan
Rate 4.25%

Dated: 2/28/2014

Date	Loan Disbursements	Principal	Interest Accrued	Interest	Debt Service	Outstanding Loan Balance
2014						
2015						
2016						
2017						
2018	294,000,000		5,310,375			299,310,375
2019			12,720,691			312,031,066
2020			13,261,320			325,292,386
2021			13,824,926			339,117,313
2022			14,412,486			353,529,798
2023			15,025,016	(15,025,016)	(15,025,016)	353,529,798
2024			15,025,016	(15,025,016)	(15,025,016)	353,529,798
2025			15,025,016	(15,025,016)	(15,025,016)	353,529,798
2026			15,025,016	(15,025,016)	(15,025,016)	353,529,798
2027			15,025,016	(15,025,016)	(15,025,016)	353,529,798
2028		(8,207,026)	15,025,016	(15,025,016)	(23,232,042)	345,322,773
2029		(8,555,824)	14,676,218	(14,676,218)	(23,232,042)	336,766,948
2030		(8,919,447)	14,312,595	(14,312,595)	(23,232,042)	327,847,501
2031		(9,298,523)	13,933,519	(13,933,519)	(23,232,042)	318,548,978
2032		(9,693,711)	13,538,332	(13,538,332)	(23,232,042)	308,855,267
2033		(10,105,693)	13,126,349	(13,126,349)	(23,232,042)	298,749,574
2034		(10,535,185)	12,696,857	(12,696,857)	(23,232,042)	288,214,389
2035		(10,982,931)	12,249,112	(12,249,112)	(23,232,042)	277,231,458
2036		(11,449,705)	11,782,337	(11,782,337)	(23,232,042)	265,781,753
2037		(11,936,318)	11,295,724	(11,295,724)	(23,232,042)	253,845,435
2038		(12,443,611)	10,788,431	(10,788,431)	(23,232,042)	241,401,824
2039		(12,972,465)	10,259,578	(10,259,578)	(23,232,042)	228,429,359
2040		(13,523,794)	9,708,248	(9,708,248)	(23,232,042)	214,905,565
2041		(14,098,556)	9,133,487	(9,133,487)	(23,232,042)	200,807,009
2042		(14,697,744)	8,534,298	(8,534,298)	(23,232,042)	186,109,265
2043		(15,322,398)	7,909,644	(7,909,644)	(23,232,042)	170,786,866
2044		(15,973,600)	7,258,442	(7,258,442)	(23,232,042)	154,813,266
2045		(16,652,478)	6,579,564	(6,579,564)	(23,232,042)	138,160,788
2046		(17,360,209)	5,871,833	(5,871,833)	(23,232,042)	120,800,579
2047		(18,098,018)	5,134,025	(5,134,025)	(23,232,042)	102,702,561
2048		(18,867,183)	4,364,859	(4,364,859)	(23,232,042)	83,835,378
2049		(19,669,039)	3,563,004	(3,563,004)	(23,232,042)	64,166,339
2050		(20,504,973)	2,727,069	(2,727,069)	(23,232,042)	43,661,367
2051		(21,376,434)	1,855,608	(1,855,608)	(23,232,042)	22,284,933
2052		(22,284,933)	947,110	(947,110)	(23,232,042)	0
	294,000,000	(353,529,798)		(302,396,339)	(655,926,137)	

NTTA System Outstanding Debt Obligations

Outstanding Debt Obligation	Principal Issued	Principal Outstanding	Combined Principal and Interest Required to pay each Outstanding Debt Obligation on Time and in Full	Final Maturity Date	Secured in advance by Ad Valorem Taxes (Y/N)	Total Proceeds Received	Proceeds Spent	Proceeds Unspent	Official Stated Purpose for which the Debt Obligation was Authorized	Current Credit Rating				Explanation of Repayment Source
										Moody's	S&P	Fitch	Unrated (Y/N)	
NTTA 1st Tier Series 2006C	\$341,670,000.00	\$31,150,000.00	\$38,421,500.00	1/1/2025	No	\$350,813,539.86	\$350,813,539.86	\$0.00	Refunding \$332,425,000 of Series 1995 Bonds	A1	A	NR		Tolls and other revenues of the NTTA System
Series 2008D	\$399,999,394.25	\$667,485,793.52	\$1,703,145,000.00	1/1/2038	No	\$399,999,394.00	\$399,999,394.00	\$0.00	Refunding \$353,730,000 of the Bond Anticipation Notes that were issued in November, 2007	A1	A	NR		Tolls and other revenues of the NTTA System
Series 2008I	\$199,998,365.70	\$295,165,000.00	\$724,411,800.00	1/1/2043	No	\$617,140,532.90	\$617,140,532.90	\$0.00	Refunding \$175,975,000 of the Bond Anticipation Notes that were issued in November, 2007	A1	A	NR		Tolls and other revenues of the NTTA System
Series 2009A	\$418,165,000.00	\$89,865,000.00	\$111,313,365.00	1/1/2039	No	\$418,882,206.00	\$416,882,206.00	\$0.00	Refunding \$48,655,000 of Series 1997 Bonds; refunding \$59,105,000 of Series 1997A Bonds; refunding \$21,210,000 of Series 1998 Bonds; refunding \$161,110,000 of Series 2005C Bonds; and refunding \$90,950,000 of Commercial Paper notes. Additionally, a deposit of \$18,500,000 was made for Capital Improvement Projects from the Series 2009A proceeds	A1	A	NR		Tolls and other revenues of the NTTA System
Series 2009B	\$825,000,000.00	\$625,000,000.00	\$1,787,380,573.00	1/1/2049	No	\$825,000,000.00	\$770,500,368.36	\$54,499,631.64	Funding construction for the Sam Rayburn Tollway Project, the Lewisville Lake Toll Bridge Project and the President George Bush Turnpike Eastern Extension Project	A1	A	NR		Tolls and other revenues of the NTTA System
Series 2009C	\$170,730,000.00	\$170,730,000.00	\$373,740,413.00	1/1/2044	No	\$168,231,011.00	\$168,231,011.00	\$0.00	Refunding \$37,600,000 of Series 2008E-1 Bonds and Series 2008G Bonds	A1	A	NR		Tolls and other revenues of the NTTA System
Series 2011B	\$268,625,000.00	\$245,705,000.00	\$418,132,750.00	1/1/2038	No	\$288,189,761.00	\$280,188,761.00	\$0.00	Refunding \$43,345,000 of Series 1997A Bonds; refunding \$51,280,000 of Series 1998 Bonds; and refunding \$175,000,000 of Series 2008E-2 Bonds	A1	A	NR		Tolls and other revenues of the NTTA System
Series 2012A	\$25,930,000.00	\$35,800,000.00	\$36,685,313.00	1/1/2029	No	\$30,007,819.00	\$30,007,819.00	\$0.00	Refunding \$26,855,000 of Series 1998 Bonds	A1	A	NR		Tolls and other revenues of the NTTA System
Series 2012B	\$383,625,000.00	\$383,625,000.00	\$709,773,000.00	1/1/2052	No	\$411,275,448.00	\$411,275,448.00	\$0.00	Refunding \$189,210,000 of Series 2003A Bonds and refunding \$209,040,000 of Series 2008H-2 Bonds	A1	A	NR		Tolls and other revenues of the NTTA System
Series 2012D	\$32,815,000.00	\$32,815,000.00	\$63,188,750.00	1/1/2038	No	\$37,131,107.00	\$37,131,107.00	\$0.00	Refunding \$32,815,000 of Series 2003A Bonds	A1	A	NR		Tolls and other revenues of the NTTA System
Series 2014A	\$310,415,000.00	\$310,415,000.00	\$389,822,250.00	1/1/2025	No	\$378,615,427.00	\$370,615,427.00	\$0.00	Refunding \$313,880,000 of Series 2008A Bonds	A1	A	NR		Tolls and other revenues of the NTTA System
Series 2014C	\$223,895,000.00	\$223,895,000.00	\$340,392,245.00	1/1/2038	No	\$234,650,883.65	\$234,650,883.65	\$0.00	Refunding \$210,255,000 of Series 2008E-3 Bonds	A1	A	NR		Tolls and other revenues of the NTTA System
Series 2015B	\$764,090,000.00	\$747,860,000.00	\$1,393,904,150.00	1/1/2045	No	\$841,508,809.00	\$841,508,809.00	\$0.00	Refunding \$561,155,000 of Series 2008A Bonds and \$184,470,000 Series 2008B	A1	A	NR		Tolls and other revenues of the NTTA System

NTTA System Outstanding Debt Obligations

Outstanding Debt Obligation	Principal Issued	Principal Outstanding	Combined Principal and Interest Required to pay each Outstanding Debt Obligation on Time and in Full	Final Maturity Date	Secured in any way By Ad Valorem Taxes (Y/N)	Total Proceeds Received	Proceeds Spent	Proceeds Unspent	Official Stated Purpose for which the Debt Obligation was Authorized	Current Credit Rating				Explanation of Repayment Source
										Moody's	S&P	Fitch	Unrated (N/A)	
Series 2016A	\$987,790,000.00	\$652,620,000.00	\$1,426,206,500.00	1/1/2039	No	\$1,226,777,166.00	\$1,226,777,166.00	\$0.00	Refunding all or a portion of NTTA's North Texas Tollway Authority System First Tier Current Interest Revenue Refunding Bonds, Series 2008A, North Texas Tollway Authority System First Tier Current Interest Revenue Refunding Bonds, Series 2008B, NTTA's North Texas Tollway Authority System First Tier Current Interest Revenue Refunding Bonds, Series 2008K, and NTTA's North Texas Tollway Authority System First Tier Tax-Exempt Current Interest Revenue Refunding Bonds, Series 2009A	A1	A	NR		Tolls and other revenues of the NTTA System
Series 2017A	\$1,743,320,000.00	\$1,694,485,000.00	\$3,083,195,300.00	1/1/2048	No	\$2,027,379,863.92	\$2,027,379,863.92	\$0.00	Refunding all of the Special Project System Bonds and the Transportation Infrastructure Finance and Innovation Act (TIFIA) Loan, all or a portion of the North Texas Tollway Authority System Revenue Bonds, Series 2005C, 2008A, 2008B and 2010, funding the 1 st and 2 nd Tier Debt Service Reserve Account, paying cost of issuance, including municipal bond insurance premiums for certain 2017B maturities and a surety policy for the 2 nd Tier Debt Service Reserve Fund.	A1	A	NR		Tolls and other revenues of the NTTA System
Total 1st Tier NTTA 2nd Tier Series 2016B	\$7,096,057,759.95 \$146,420,000.00	\$6,676,945,793.52 \$146,420,000.00	\$12,579,292,692.00 \$232,865,900.00	1/1/2031	No	\$165,730,438.00	\$165,730,438.00	\$0.00	Refunding \$143,540,000 of series 2008F Bonds	A2	A-	NR		Secured by a Second Tier lien on and pledge of the tolls and other revenues of the NTTA System
Series 2015A	\$862,920,000.00	\$836,605,000.00	\$1,393,087,500.00	1/1/2038	No	\$1,023,650,144.00	\$1,023,650,144.00	\$0.00	Refunding \$856,460,000 of Series 2008F Bonds	A2	A-	NR		Secured by a Second Tier lien on and pledge of the tolls and other revenues of the NTTA System
Series 2017B	\$765,995,000.00	\$760,895,000.00	\$1,396,138,450.00	1/1/2048	No	\$871,062,361.05	\$871,062,361.05	\$0.00	Refunding all of the Special Project System Bonds and the Transportation Infrastructure Finance and Innovation Act (TIFIA) Loan, all or a portion of the North Texas Tollway Authority System Revenue Bonds, Series 2005C, 2008A, 2008B and 2010, funding the 1st and 2nd Tier Debt Service Reserve Account, paying cost of issuance, including municipal bond insurance premiums for certain 2017B maturities and a surety policy for the 2nd Tier Debt Service Reserve Fund.	A2	A-	NR		Secured by a Second Tier lien on and pledge of the tolls and other revenues of the NTTA System
Series 2018	\$356,085,000.00	\$356,085,000.00	\$759,408,875.00	1/1/1950	No	\$395,229,393.92	\$395,229,393.92	\$0.00	Refunding all of the North Texas Tollway Authority System 1st Tier Variable Rate Revenue Refunding Bonds, Series 2009D, 2011A, all of the North Texas Tollway Authority System 1st Tier Revenue Refunding Bonds, Series 2012C, making a deposit to the Shared 2nd Tier Debt Service Reserve Fund and paying cost of issuance.	A2	A	NR		Tolls and other revenues of the NTTA System
Total 2st Tier	\$2,131,420,000.00	\$2,100,095,000.00	\$3,741,500,325.00											

NTTA System Outstanding Debt Obligations

Outstanding Debt Obligation	Principal Issued	Principal Outstanding	Combined Principal and Interest Required to pay each Outstanding Debt Obligation on Time and in Full	Final Maturity Date	Secured in advance by Ad Valorem Taxes (Y/N)	Total Proceeds Received	Proceeds Spent	Proceeds Unspent	Official Stated Purpose for which the Debt Obligation was Authorized	Current Credit Rating				Explanation of Repayment Source
										Moody's	S&P	Fitch	Unrated (N/A)	
NTTA Subordinate Series 2010A	\$90,000,000.00	\$90,000,000.00	\$109,489,065.00	2/1/2023	No	\$93,303,900.00	\$93,303,900.00	\$0.00	Contribution to the Special Project System for construction of the PGBT WE (SH 161) project and other projects deemed necessary by the Authority	Baa2	NR	NR		Secured by (i) the funds on deposit in the CIF Bond Payment Account of the Capital Improvement Fund and, (ii) the Pledged Revenues
Series 2010B	\$310,000,000.00	\$310,000,000.00	\$468,489,290.00	2/1/2030	No	\$310,000,000.00	\$310,000,000.00	\$0.00	Contribution to the Special Project System for construction of the PGBT WE (SH 161) project and other projects deemed necessary by the Authority	Baa2	NR	NR		Secured by (i) the funds on deposit in the CIF Bond Payment Account of the Capital Improvement Fund and, (ii) the Pledged Revenues
TxDOT Loan - ISTE	\$135,000,000.00	\$120,101,628.00	\$150,151,566.00	1/1/2029	No	\$135,000,000.00	\$135,000,000.00	\$0.00	Funding construction of the President George Bush Turnpike				Y	Repayment is made from amounts on deposit in the Capital Improvement Fund with payments subordinate to the bonds or other obligations of the Authority issued or entered into and secured by tolls and revenues of the Authority
Total NTTA Subordinate	\$535,000,000.00	\$520,101,628.00	\$728,138,930.00											
Total NTTA Debt	\$9,762,487,759.95	\$9,297,142,421.52	\$17,048,931,947.00											

NOTES:
 (1) Total proceeds are combined Series 2008H and 2008I