



| 2009 |

FINAL BUDGET

NORTH TEXAS TOLLWAY AUTHORITY



January 8, 2009



NTTA[®]

NORTH TEXAS TOLLWAY AUTHORITY





NORTH TEXAS TOLLWAY AUTHORITY

FY 2009 Adopted Budget

**Operation & Maintenance Fund
Reserve Maintenance Fund
Capital Improvement Fund
Construction Fund
Feasibility Study Fund**

North Texas Tollway Authority
 FY 2009 Adopted Budget
 Table of Contents

	Page
Organization Chart	1
Transmittal Letter	2
Funds Description	9
Budget Overview	
Revenue Detail.....	10
Revenue and Coverage Calculation	11
FY 2009 Summary of Funds	12
FY 2008 Summary of Funds.....	13
FY 2006 to 2009 Operations & Maintenance Fund (OMF) Budget versus Actual.....	14
Departmental OMF FY 2009 to FY 2008 Comparisons	15
Staffing Summary.....	16
Departmental Budget Summary Report	
Administrative Services	
Administration	17
Board.....	18
Business Diversity.....	19
Communications/Marketing	20
Finance	21
Government Affairs	22
Human Resources	23
Internal Audit.....	24
Legal Services	25
Operational Services	
Customer Service Center.....	26
Information Technology	27
Maintenance.....	28
Operations.....	29
Project Delivery	30
Project Evaluation	31
System & Incident Management (SIM)	32
Toll Collection.....	34
Vault.....	35
Reserve Maintenance Fund (RMF)	
Departmental RMF FY 2009 to FY 2008 Comparisons	36
FY 2009 Departmental Estimates	37
Capital Improvement Fund (CIF)	
Departmental CIF FY 2009 to FY 2008 Comparisons	44
FY 2009 Departmental Estimates	45
Construction Fund (CF)	
Departmental CF FY 2009 to FY 2008 Comparisons	48
FY 2009 Departmental Estimates	49
Feasibility Study Fund (FSF)	
Departmental FSF FY 2009 to FY 2008 Comparisons	51
FY 2009 Departmental Estimates	52

North Texas Tollway Authority
FY 2009 Adopted Budget
Table of Contents Continued

Departmental Budget Detail Report

Administrative Services

Administration	54
Board.....	57
Business Diversity.....	60
Communications/Marketing	62
Finance	66
Government Affairs	74
Human Resources	76
Internal Audit.....	79
Legal Services	82

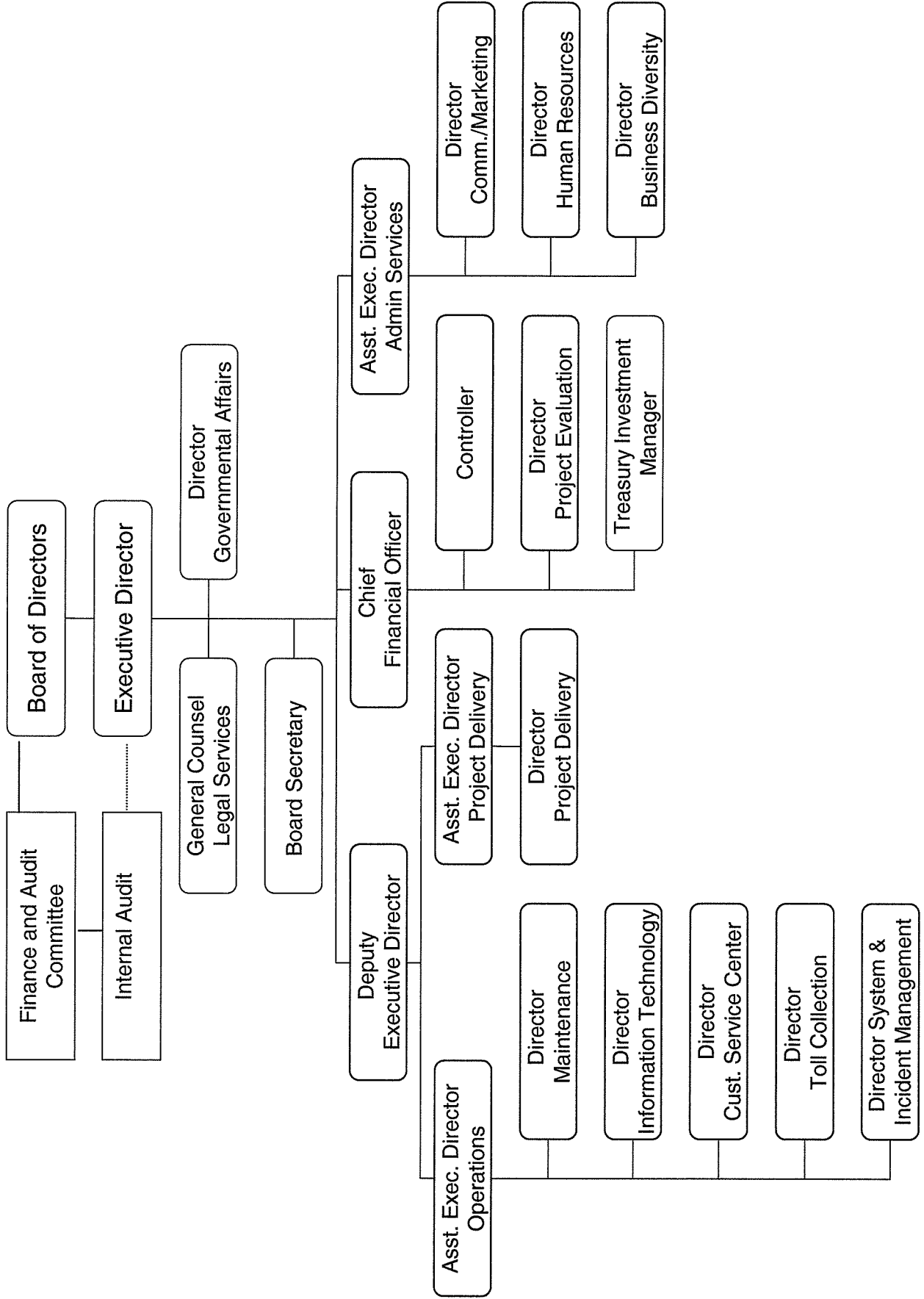
Operational Services

Customer Service Center.....	84
Information Technology	89
Maintenance.....	94
Operations.....	107
Project Delivery.....	109
Project Evaluation	112
System & Incident Management (SIM).....	115
Toll Collection.....	124
Vault.....	127

Appendix

Proposed Operation and Maintenance Fund Budget by Account	129
Proposed All Funds Budget/Estimate by Account	139
Flow of Funds (Waterfall).....	149
Resolution Approving the Final Fiscal Year 2009 Operating Budget and and Reserve Maintenance Fund Payment	150
Resolution Approving Contract to Provide Employer Retirement, Health and Welfare Benefits and Retiree Health and Welfare Benefits for Fiscal Year 2009	151
Fiscal Year 2009 Budget Calendar	152

North Texas Tollway Authority FY 2009 Organization Chart





NORTH TEXAS TOLLWAY AUTHORITY

December 17, 2008

Board of Directors
North Texas Tollway Authority
Plano, Texas 75093

In accordance with Section 505 of the Amended and Restated Trust Agreement ("Trust Agreement"), the Board approves a preliminary budget of current expenses (Operating and Maintenance Fund) and payments to the Reserve Maintenance Fund ("RMF") in October of each year, with the final budget adoption in December.

Total revenues for FY 2009 total \$328,648,442, which is an increase of \$44,373,842, or 15.6%, over the revenues estimated for FY 2008. Of the increase, \$25,634,300 is related to an increase in toll revenue and \$18,439,542 is related to an increase in the transaction fees for ZipCash. We will monitor Toll Revenues and Other Income and make recommendations to the Board should amendments need to be made to the OMF Budget or the RMF payments.

The Operating & Maintenance Fund ("OMF") Budget as presented for the Adopted Budget is \$92,080,950, which is an increase of \$1,203,250, or 1.32% over the 2008 adopted budget.

Based on revenues of \$328,648,442 and the OMF Budget of \$92,080,950, our estimated coverage for First Tier Debt is 1.83 and 1.65 for All Debt, including the ISTEAA payment. The Reserve Maintenance payment for 2009 is budgeted at \$39,886,300.

Very truly yours,


Janice D. Davis
Interim Executive Director


E Ray Zies
Interim Chief Financial Officer

- Paul N. Wageman
Chairman
- Victor T. Vandergriff
Vice Chairman
- Kenneth Barr
Director
- Gary Base
Director
- Bob Day
Director
- David R. Denison
Director
- Michael R. Nowels
Director
- Robert K. Shepard
Director
- Alan E. Sims
Director

- Janice Davis
Interim Executive Director
- Rick Herrington
Deputy Executive Director

P.O. Box 260729
Plano, TX 75026

5900 W. Plano Parkway
Suite 100
Plano, TX 75093

214-461-2000
214-528-4826 (Fax)

www.ntta.org

The 2009 adopted budget enables NTTA to continue its transformation, including the continued implementation of All Electronic Toll Collection ("All ETC"). The 2009 budget includes one full year of operating and maintaining the 121 Tollway and five months of operating and maintaining the Lewisville Lake Toll Bridge (LLTB).

The 121 Tollway added 96 lane miles (segments 1 & 2) to the System. The Project Agreement also requires NTTA to maintain all frontage roads, another 143 lane miles. The LLTB will add an additional 8 lane miles. In total NTTA will operate and maintain an additional 247 lane miles, a 55.4 percent increase.

The reorganization of departments and staff reflected in the 2009 budget are presented below, with some of these changes being initiated in 2008.

1. Reorganization within the Finance Department with the hiring of a new Chief Financial Officer (CFO), Controller, and the Treasury Investment Manager. The expanding of the procurement and contract management functions to handle the increased volumes of purchases and contract brought about by the multitude of projects and agency growth. While separately presented in the budget document, Project Evaluation has been consolidated with the Finance Department under the direction of the Chief Financial Officer.
2. The Internal Audit Department will be expanded from an initial two (2) employees budgeted in 2008, to twelve (12) full time employees. The department is responsible for planning, conducting, and reporting internal audits to the Board and Executive Director. The Department assists in the selection of outside auditors and overseeing audit related consultants and will work closely with various departments including Finance and risk management to enhance the Authority's internal controls.
3. The reorganization also creates the Operations Department, headed by the Assistant Executive Director of Operations. This new departmental executive will oversee the Maintenance, Information Technology, Customer Service, Toll Collection, and System & Incident Management Departments.
4. The creation of a separate Board Department to account for board meeting related costs and expenses, which were previously budgeted in the Administration Department, is also included.

Personnel comparison 2009 to 2008 budget:

The staff reorganization, additional hires and the conversion to All-ETC will result in a net decrease in full time equivalents ("FTE") of fourteen. The departments most impacted by the conversion to All ETC and the additional transactions from 121 Tollway and LLTB, which were designed and built as All ETC projects, are Customer Service Center, Toll Collection, and Vault. The Customer Service Center has added 80 positions as a result of the increase in customer contacts with the conversion. Toll Collection and Vault reduced their staffing from the adopted budget in 2008 to the adopted budget in 2009 by 116 positions. There is a concerted effort on the part of all departments to hire employees in Toll Collections and Vault as those jobs are being eliminated with the conversion to All ETC. Business Diversity, Internal Audit, and Project Delivery are relatively new departments and account for 20 FTEs from the adopted 2008 budget to the adopted 2009 budget. The reorganization of the Finance Department as explained above added four FTEs in 2008 and an additional four FTEs in 2009. System and Incident Management increased twelve FTEs from adopted 2008 to adopted 2009, due mostly to supplying roadway assistance and incident detection to 121 Tollway. Information Technologies added nineteen FTEs to bring in-house services that were being provided by consultants. All other departments are showing modest growth to support the new initiatives.

Cost Containment

The conversion to All ETC is expected to have a great impact on future operating and construction costs. The effect on the 2009 budget is a decrease of \$5,911,540 in Toll Collection and Vault, which offsets the increases in the Maintenance and Customer Service Center departments. Examples of on-going initiatives to improve efficiency and reduce cost include using on-call personnel; bringing in house some tasks previously outsourced to consultants and better management of consultants.

Staffing and Personnel Issues

The 2009 Budget includes the following basic factors to compensation:

1. Market Maintenance The budget allows for the study of one third of all positions in 2009. It is estimated that a general adjustment of 2 to 3 percent will maintain a competitive overall pay plan. Individual positions may be adjusted at a higher percentage to reflect market rates.
2. Performance Considerations. The budget includes funds for pay increases based on performance measures. The performance evaluation process allows employees to directly influence their compensation. Employees who receive a "Meets Standards" will receive a 2% increase. Those who receive an "Exceeds Standards" will receive a 4% increase, while those employees who receive an "Outstanding" will receive a 6% increase.
3. This budget includes 5 % of salaries and wages (\$1,999,517) for salary adjustments, compared to 10 % last year (\$3,041,605). This year's budget includes no Cost of Living Allowance (COLA).

Health care expenses continue to be a significant factor in personnel costs. In order to avoid adverse selection of plans and to allow the PEBC to provide more meaningful cost management, staff recommended a strategic restructuring of the employer/employee premium cost ratios to better align with other PEBC member entities and industry standard. The Authority has achieved its multi-year plan to achieve an overall 80% employer and 20% employee cost share of premiums. An employee currently contributes \$35 for an EPO Employee Only and \$74 for a PPO Employee Only. For the 2009 plan year, the overall employee premium costs share in most dependent tiers is 80% employer and 20% employee. Employee Only tiers currently range from 88% employer and 12% employee to 94% employer and 6% employee.

The 2009 Public Employees Benefit Cooperative plan reflects slightly increased costs for health and life insurance. The 2009 budget increased by \$332,000 or 4.2 percent. This is due to the addition of 50 full time employees.

The budget continues to provide for retiree benefits at the same employer/employee ratio. An increase in the 2009 Texas County & District Retirement System (TCDRS) employer contribution rate from 8.35 to 8.49 percent, is reflected in the budget.

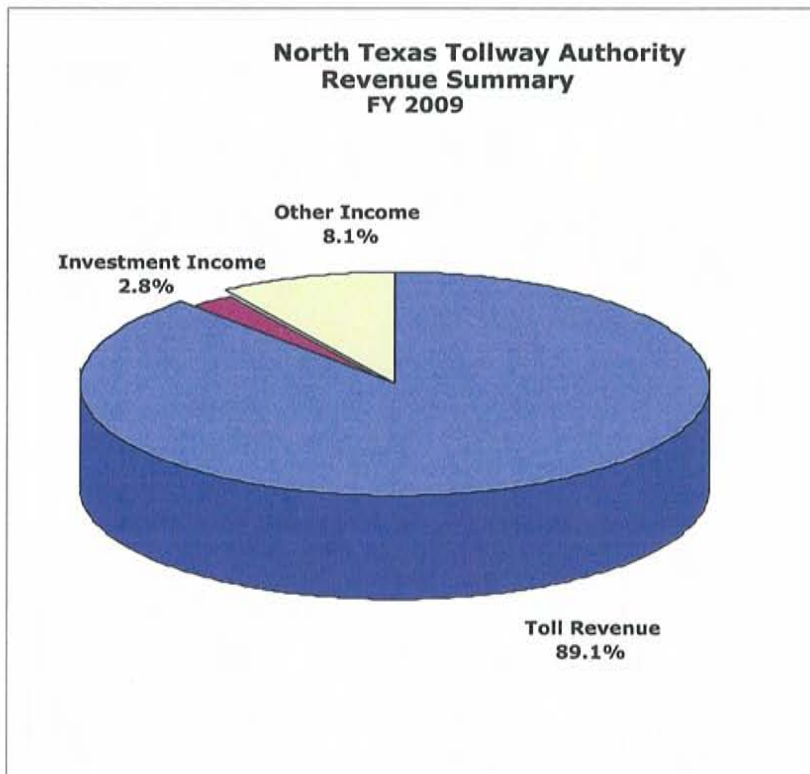
Compensation, benefits costs, and expenses are allocated to the various funds based on the level of estimated activity for related projects and account for over 48.5% of operating costs.

Contracted Services

In 2009, NTTA will have completed a new Joint Availability and Disparity Study with the North Central Texas Council of Governments. The study, conducted by Mason Tillman Associates, LTD will assist NTTA in determining the availability of minority-owned and women-owned contractors and NTTA's utilization of these contractors. Contract Management is adding two Contracts Specialists, to focus on task completion and compliance. We will continue to evaluate task for staffing or outsourcing. Contracted costs are allocated to other funds based on project activity.

Facility Planning

The Capital Improvement Fund includes \$8.8 million for a 121 Tollway maintenance center. The 2009 budget contains \$667,800 for rental of facilities in Tarrant County to support the construction and operation of Southwest Parkway, as well as, an increased presence and public outreach; for the rental of satellite location in the Southern part of Dallas County, the Inwood TollTag store location, and a temporary warehouse location in Collin County.



2009 DNT System Revenues

Total 2009 estimated revenues for the NTTA System are \$328,648,442. These revenues are comprised primarily of \$292,749,100 of toll revenues, or 89.1 percent. Wilbur Smith Associates estimates a 9.6 percent increase in 2009 toll revenues when compared to 2008 estimated toll revenues. This estimate includes one full year of 121 Tollway estimated revenues of \$52,719,100; and five months of LLTB estimated revenues of \$2,458,800. Other income consists of administrative and miscellaneous fees, which continue to grow in 2009. Other income estimated to be \$26,599,342, a substantial increase over the 2008 budget of \$8,159,800, due to the additional transactions generated by All ETC and interoperability. Interest earned on investments projected to be \$9,300,000, or approximately 2.8 percent of total revenue.

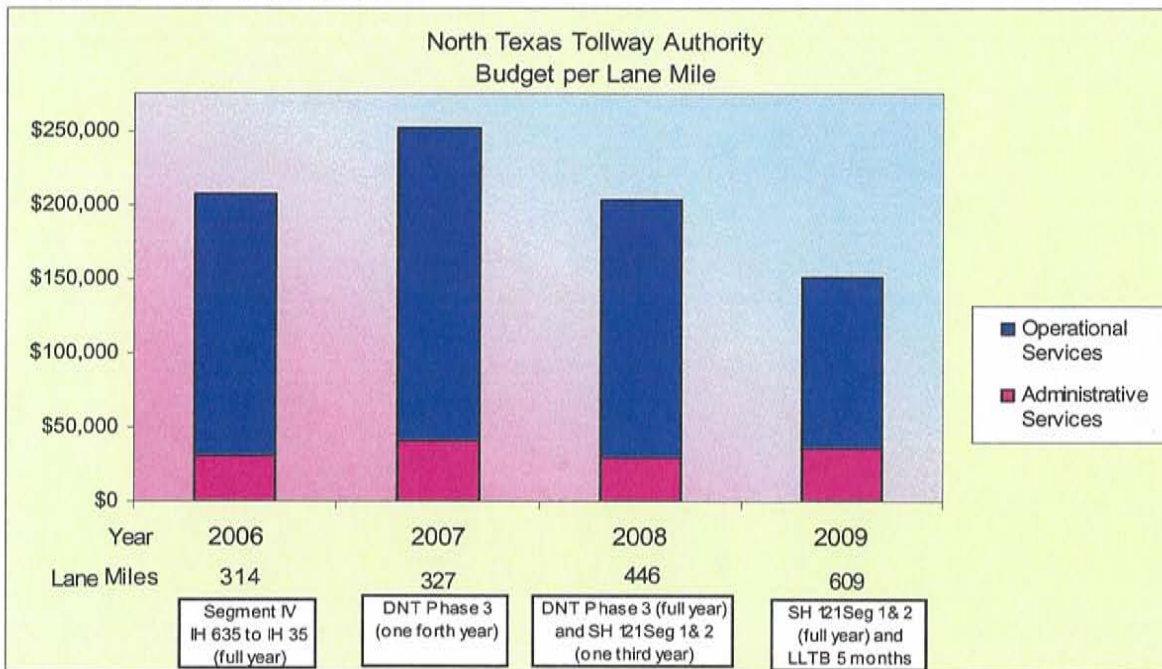
2009 NTTA Debt Service and Loan Repayment

Total Debt Service increased to \$143,561,133, which includes the ISTE A loan repayment, in 2009 or 43.2 percent from \$100,262,713 in 2008. The increase is mainly due to the issuance of bonds to refund Bond Anticipation Notes for the 121 Tollway. Estimated 2009 total debt service coverage is 1.61 times debt service. The 2009 ISTE A payment is due January 1, 2010 for \$7,750,000.

2009 NTTA Expenses

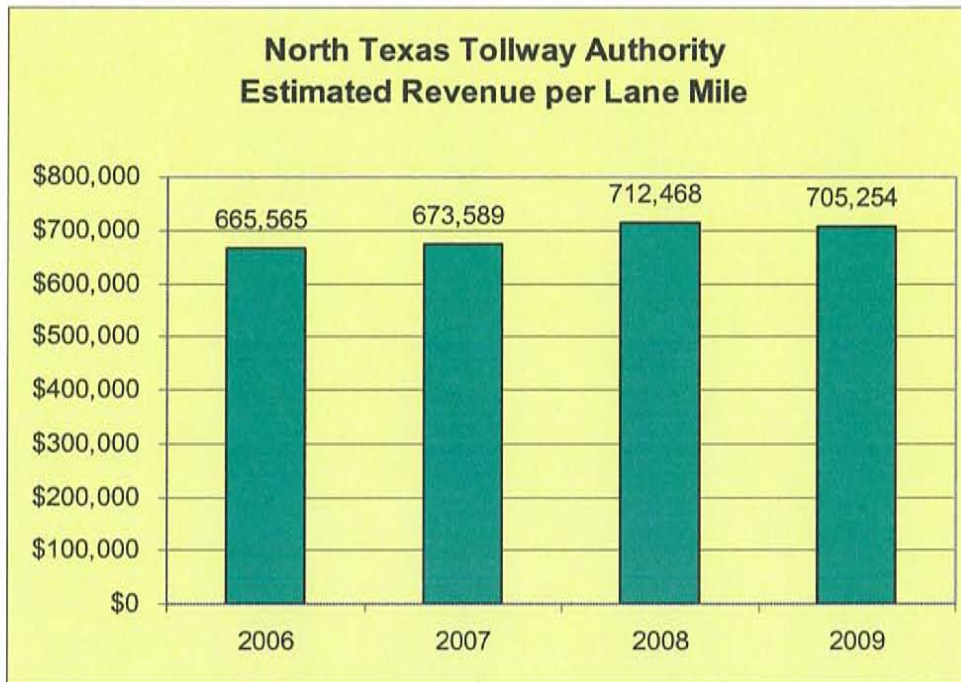
The 2009 operating expenses are presently at \$92,080,950. This represents an increase of \$1,203,250, or 1.3 percent over the 2008 operating expenses of \$90,877,700. The primary factors of the 2009 increase are new expenses related to one full year of operating 121 Tollway; five months of operating LLTB; and additional staff and associated costs due to increased administrative and operational needs.

Costs directly associated with operational services of the NTTA System (Customer Service Center, Information Technology, Maintenance, Operations, System & Incident Management, Toll Collection, Vault, Project Delivery, and Project Evaluation departments) proposed at \$70,162,623 or 76.0 percent of the total budget.



Costs directly associated with the administrative services of the NTTA System (Administration, Business Diversity, Communications/Marketing, Finance, Government Affairs, Human Resources, Internal Audit, and Legal departments), are proposed at \$21,918,327 or 24.0 percent of the total budget.

The budget per lane mile in 2009 decreased 34.8 percent from 2008, due to the All ETC effort and all departments' efforts at budgeting efficiencies. Due to the reallocation of health and worker's compensation insurance, and merit pay cost to Human Resources; the administrative services departments' budget per lane mile increased by \$6,417 or 21.7 percent to \$35,991 in 2009 from \$29,574 in 2008 and operational service department's budgets decreased \$58,978 per lane mile or 51.2 percent to \$115,210 in 2009 from \$174,188 in 2008. The 2009 lane miles of 609 include 143 lane miles of service roads for 121 Tollway.



Revenues per lane mile show a slight decrease in 2009, to \$705,254 from \$712,468 in 2008, as shown in the chart above. The estimated decrease in revenues per lane mile is approximately \$7,214 or 1.0 percent. The decrease is due reduced traffic and revenue across the System. The lane miles for revenue are calculated on revenue producing lanes only. The revenue lane miles for 2009 are 466.

2009 Adopted Budget Accomplishments

The 2009 Budget of \$92,080,950 is an increase of \$1,203,250 or 1.3 percent over 2008 Budget of \$90,877,700. With this 1.3 percent increase, the budget covers one full year of the 121 Tollway's 239 lane miles or a 65.9 percent increase to the systems responsibilities. The proposed budget handles five months of operations for Lewisville Lake Toll Bridge, an additional 8 lane miles or 1.3 percent increase to the NTTA System. The budget accommodates these two increases and lowers the cost per lane mile by 20.9 percent.

This budget enhances the Internal Audit department so it can expand the audit functions and centralize the reporting. This gives NTTA a department that can solely focus on internal controls and will report directly to the Board.

The budget allows for the additional staff and associated costs due to increased administrative and operational needs.

The budget incorporates the transition to All ETC and the impact it will have on the Customer Service Center with an estimated increase in transactions and customer contacts of 50 percent.

It gives the System a 24 hour 7 days a week Courtesy Patrol to assist our customers with minor vehicle issues, assisting with lane closures, and clearing road hazards. This will increase safety and mobility on our roads in the process.

For complete departmental budget details, please see tabs for individual Departments located in the back section of the budget notebook.

Coverage

The 2009 proposed operating revenues and expenses results in projected total debt service, including the ISTEAs loan repayment of \$7,750,000, coverage of 1.65 times debt service and is significantly higher than the Board Debt Policy goal of 1.35.

Reserve Maintenance Fund

Ongoing maintenance of the existing infrastructure is essential. Estimated expenditures in FY 2009 of \$53,860,438 would require a deposit to the Reserve Maintenance Fund (RMF) of \$39,886,300 (see complete calculation under the Reserve Maintenance tab). This includes Maintenance expenditures of \$44,196,868 due to continued GASB 34, infrastructure maintenance requirements, and wall reconstruction, Customer Service Center expenditures of \$5,086,608 for planned growth in TollTag use, and IT expenditures of \$3,510,582 mostly to support the All ETC and 121 Tollway requirements, and replace outdated servers. These three Operational Service Departments represent direct maintenance and support for the System and all departments, and represent 98.0 percent of the RMF Budget.

Other Funds

Details of estimated expenditures of the Capital Improvement Fund of \$127,306,065, Construction Fund of \$596,655,213, and Feasibility Study Fund of \$111,974,858 are included for your review and approval.

The net result of the 2009 Operating Budget is an estimated \$60,870,059 deposit to the Capital Improvement Fund, of which \$7,740,000 is a required ISTEAs loan payment.

The Staff looks forward to discussing the budget in detail at our upcoming meeting.

North Texas Tollway Authority
Funds Description

Operation and Maintenance Fund – The Operation and Maintenance Fund was created to account for and pay current operating expenses of the North Texas Tollway Authority System.

Reserve Maintenance Fund – The Reserve Maintenance Fund was created to account for those maintenance expenses that do not recur on an annual or more frequent basis.

Capital Improvement Fund – The Capital Improvement Fund was created to account for the costs of repairs, enlargements, extensions, additions, improvements, reconstruction and replacement and capital expenses.

Construction Fund – The Construction Fund was created to account for that portion of the proceeds from the sale of Revenue Bonds or other financing sources and funds received from other entities to pay all costs of construction of new projects of the System. The estimates for this fund vary from year-to-year based on the amount of construction estimated for that year.

Feasibility Study Fund – The Feasibility Study Fund was created to account for the initial cost of determining if a project is appropriate. Funding comes from reimbursement from bond proceeds, grant funds or Board-approved transfers from the Capital Improvement Fund. The estimates for this fund vary from year-to-year based on the number of projects that are under consideration.

BUDGET OVERVIEW SECTION

**North Texas Tollway Authority
FY 2009 Revenue Detail**

	2006		2007		2008		2009		Percent Increase or (Decrease)
	Actual	Budget	Actual	Budget	Actual (1)	Budget (2)	Adopted Budget		
Toll Revenue									
Dallas North Tollway (DNT)	\$ 95,388,925	\$ 96,372,200	\$ 97,524,800	\$ 103,202,100	\$ 97,598,355	\$ 129,725,600	\$ 130,058,100	0.26%	
President George Bush Turnpike (PGTB) 121 Tollway (121)	93,523,228	98,122,200	102,582,688	98,755,100	96,747,336	120,614,700	111,036,100	-7.94%	
Mountain Creek Lake Bridge (MCLB)	1,516,408	1,622,200	1,551,703	1,506,800	4,329,293	14,186,900	46,850,400	230.24%	
Addison Airport Tunnel Tollway (AATT)	1,005,560	935,900	1,016,372	1,027,800	1,263,329	1,550,300	1,615,000	4.17%	
Lewisville Lake Toll Bridge (LLTB)	-	-	-	-	838,412	1,037,300	992,700	-4.30%	
Total Toll Revenues	191,434,121	197,052,500	202,675,563	204,491,800	200,776,725	267,114,800	292,749,100	9.60%	
Investment Income									
Other Income (3)	11,612,030	5,800,000	12,961,888	9,500,000	8,789,549	9,000,000	9,300,000		
Interoperability Fees	1,478,850	6,134,800	2,595,227	6,271,800	2,961,787	8,159,800	2,425,000		
Statement Fees	866,622		985,389		960,850		1,140,000		
Administrative Fees	3,402,979		3,959,651		4,260,741		22,664,342		
Rents & Miscellaneous Revenues	899,094		448,358		114,665		370,000		
	6,647,545	6,134,800	7,988,625	6,271,800	8,298,043	8,159,800	26,599,342		
Total Revenues	\$ 209,693,696	\$ 208,987,300	\$ 223,626,076	\$ 220,263,600	\$ 217,864,317	\$ 284,274,600	\$ 328,648,442		

(1) Actual revenues through October 2008

(2) Wilbur Smith & Associates estimates for FY 2008 revenue is \$248,647,600 per the Official Statement

(3) Other Income not previously budgeted at the detail level

**North Texas Tollway Authority
Revenue and Coverage Calculation
FY 2009 to 2008**

	(A)	(B)	(C)	2009 Budget to 2008 Budget	
	2007	2008	2009	Amount	Percent Increase
	Actual	Budget	Budget		
Toll Revenue (1)	\$ 202,675,564	\$ 267,114,800	\$ 292,749,100	\$ 25,634,300	9.60%
Investment Income	12,961,888	9,000,000	9,300,000	300,000	3.33%
Other Income (2)	7,988,623	8,159,800	26,599,342	18,439,542	225.98%
Total Revenues	223,626,075	284,274,600	328,648,442	44,373,842	15.61%
Operating Expenses	75,571,281	90,877,700	92,080,950	1,203,250	1.32%
Net Revenues for Debt Service	148,054,794	193,396,900	236,567,492	43,170,592	22.32%
Debt Service (3)					
First Tier Net Debt Service	75,660,707	92,762,713	129,025,190	36,262,477	39.09%
Second Tier Net Debt Service	-	-	5,803,828	5,803,828	100.00%
Third Tier Net Debt Service	-	-	982,115	982,115	100.00%
ISTEA Payment	7,750,000	7,500,000	7,750,000	250,000	3.33%
Total Net Debt Service	83,410,707	100,262,713	143,561,133	43,298,420	43.18%
Reserve Maintenance Fund Deposit	43,138,900	42,468,800	39,886,300	(2,582,500)	(6.08%)
Debt Service Coverage					
First Tier Coverage	1.96	2.08	1.83		
First & Second Tier Coverage	0.00	0.00	1.75		
All Debt Coverage	1.78	1.93	1.65		

Trust Agreement All Debt Coverage

First Tier	1.35
First & Second Tier	1.20
All Debt	1.00

(A) 2007 Actual from 2007 Financial Statements.

(B) 2008 Budget as adopted in December 2007.

(C) 2009 Budget as proposed.

(1) 2009 Toll Revenue Estimates are based on WSA letter dated November 25, 2008.

(2) Other Income includes Violation Fees, ZipCash Fees, Interoperability Fees, and Statement Fees, & Net Rental Income from Property.

(3) Debt Service Coverage for FY2009 from 2008 H&I Official Statement.

**North Texas Tollway Authority
Summary of Funds
FY 2009**

Departments	Operation and Maintenance Fund	Reserve Maintenance Fund	Capital Improvement Fund	Construction Fund	Feasibility Study Fund	Total
Administrative Services:						
Administration	\$ 1,508,269	\$ 94,571	\$ 94,571	\$ 37,829	\$ 25,219	\$ 1,760,459
Board	222,990	-	-	-	-	222,990
Business Diversity	136,495	67,390	67,390	67,390	33,695	372,360
Communications/Marketing	3,589,653	-	125,000	87,810	32,673	3,835,136
Finance	2,137,355	355,964	265,194	276,006	202,563	3,237,082
Government Affairs	583,837	-	-	17,148	17,148	618,133
Human Resources	10,608,270	329,373	440,577	402,951	418,929	12,200,100
Internal Audit	1,088,963	11,250	11,250	4,500	3,000	1,118,963
Legal Services	2,042,495	150,000	298,020	298,020	2,250,000	5,038,535
Total Administrative Services	21,918,327	1,008,548	1,302,002	1,191,654	2,983,227	28,403,758
Operational Services:						
Customer Service Center	20,442,174	5,086,608	-	-	-	25,528,782
Information Technology	10,021,724	3,510,582	27,747,986	119,253	53,762	41,453,307
Maintenance	22,138,967	44,196,868	15,670,037	-	-	82,005,872
Operations	811,055	-	-	-	-	811,055
Planning	-	-	-	-	-	-
Project Delivery	60,990	1,000	81,374,784	595,671,498	102,503,624	779,611,896
Project Evaluation	985,227	-	435,000	864,462	9,417,472	11,702,161
System & Incident Management	6,658,926	23,782	-	-	-	6,682,708
Toll Collection	8,192,712	33,050	776,256	-	-	9,002,018
Vault	850,848	-	-	-	-	850,848
Total Operational Services	70,162,623	52,851,890	126,004,063	596,655,213	111,974,858	957,648,647
Grand Totals	92,080,950	53,860,438	127,306,065	597,846,867	114,958,085	986,052,405

North Texas Tollway Authority
Summary of Funds
FY 2008

Departments	Operation and Maintenance Fund	Reserve Maintenance Fund	Capital Improvement Fund	Construction Fund	Feasibility Study Fund	Total
Administrative Services:						
Administration	\$ 2,905,200	\$ 107,731	\$ 583,731	\$ 43,093	\$ 28,730	\$ 3,668,485
Business Diversity	81,600	38,662	-	38,662	19,329	178,253
Communications/Marketing	3,766,800	-	225,000	121,259	-	4,113,059
Finance	1,902,600	241,089	179,750	108,025	90,098	2,521,562
Government Affairs	731,100	-	-	9,567	-	740,667
Human Resources	1,688,900	300,000	-	-	-	1,988,900
Internal Audit	250,900	13,461	14,541	5,385	3,591	287,878
Legal Services	1,862,700	-	247,416	247,416	2,050,000	4,407,532
Total Administrative Services	13,189,800	700,943	1,250,438	573,407	2,191,748	17,906,336
Operational Services:						
Customer Service Center	15,262,500	5,874,250	-	-	-	21,136,750
Information Technology	9,345,500	2,121,650	34,940,350	56,340	56,340	46,520,180
Maintenance	23,034,500	60,168,892	24,501,954	-	-	107,705,346
Planning	45,300	-	-	-	7,577,548	7,622,848
Project Delivery	59,300	-	61,900,000	458,220,692	250,211,783	770,391,775
Project Evaluation	339,300	-	-	-	6,626,728	6,966,028
System & Incident Management	14,646,400	548,902	173,245	95,009	233,240	15,696,796
Toll Collection	13,710,400	113,646	-	-	-	13,824,046
Vault	1,244,700	4,020	-	-	-	1,248,720
Total Operational Services	77,687,900	68,831,360	121,515,549	458,372,041	264,705,639	991,112,489
Grand Totals	90,877,700	69,532,303	122,765,987	458,945,448	266,897,387	1,009,018,825

**NORTH TEXAS TOLLWAY AUTHORITY
OPERATIONS AND MAINTENANCE FUND
ACTUAL VS BUDGET LISTED BY DEPARTMENTS
FY 2006 TO 2009**

	2006		2007		2008		2009	
	BUDGET	ACTUAL	BUDGET	ACTUAL	BUDGET	ESTIMATED	BUDGET	BUDGET
Toll Revenue	\$ 197,052,500	\$ 191,434,120	\$ 204,491,800	\$ 202,675,564	\$ 267,114,800	\$ 248,647,600	\$ 292,749,100	
Investment Income	5,800,000	11,612,030	9,500,000	12,961,888	9,000,000	10,080,430	9,300,000	
Other Income	6,134,800	6,647,546	6,271,800	7,988,623	8,159,800	9,471,886	26,599,342	
Total Revenues	208,987,300	209,693,696	220,263,600	223,626,075	284,274,600	268,199,916	328,648,442	
Increase from Previous Year Percent of Actual to Budget	18.36%	100.34%	5.40%	101.53%	29.06%	94.35%	15.61%	
ADMINISTRATIVE SERVICES								
Administration	1,984,400	1,976,554	2,118,300	3,115,022	2,905,200	2,835,475	1,508,269	
Board	-	-	-	-	-	-	242,990	
Business Diversity	-	-	-	-	81,600	79,642	116,495	
Business Solutions	-	-	647,100	491,973	-	-	-	
Communications/Marketing	1,981,900	1,632,834	4,342,900	2,604,772	3,766,800	3,676,397	3,589,653	
Finance	2,554,300	2,605,655	2,010,200	1,578,125	1,902,600	1,856,938	2,137,355	
Government Affairs	-	-	-	-	731,100	713,554	583,837	
Human Resources	1,132,700	1,120,851	1,687,600	1,372,572	1,688,900	1,648,366	10,608,270	
Internal Audit	-	-	-	-	250,900	244,878	1,088,963	
Legal Services	1,940,700	1,563,157	2,410,100	1,706,007	1,862,700	1,817,995	2,042,495	
Sub-total	9,594,000	8,899,051	13,216,200	10,868,471	13,189,800	12,873,245	21,918,327	
OPERATIONAL SERVICES								
Customer Service Center	10,112,800	8,838,854	11,678,700	11,387,659	15,262,500	14,896,200	20,442,174	
Information Technology	5,992,400	6,037,976	7,329,400	8,260,573	9,345,500	9,121,208	10,021,724	
Maintenance	10,253,800	9,867,809	14,985,700	13,322,351	23,034,500	22,481,672	22,138,967	
Operations	-	-	-	-	-	-	811,055	
Planning	-	-	89,600	41,914	45,300	-	-	
Project Delivery	929,100	923,451	1,265,300	1,201,665	59,300	57,877	60,990	
Project Evaluation	-	-	-	-	339,300	331,157	985,227	
System & Incident Management	12,581,100	11,320,106	14,843,000	13,278,395	14,646,400	14,294,886	6,658,926	
Toll Collection	14,453,700	14,227,281	17,556,200	15,756,031	13,710,400	13,381,350	8,192,712	
Vault	1,289,500	1,306,629	1,595,900	1,454,222	1,244,700	1,214,827	850,848	
Sub-total	55,612,400	52,522,105	69,343,800	64,702,811	77,687,900	75,779,178	70,162,623	
TOTAL	65,206,400	61,421,156	82,560,000	75,571,281	90,877,700	88,652,422	92,080,950	
Increase from Previous Year Percent of Actual to Budget	8.27%	94.19%	26.61%	91.53%	10.07%	97.55%	1.32%	

North Texas Tollway Authority
Operating & Maintenance Fund Budget Comparisons
FY 2009 to 2008

Departments	2008	2009	2009 Adopted Budget to 2008 Budget	
	Budget	Adopted Budget	Amount	Percent
Administrative Services:				
Administration	\$ 2,905,200	\$ 1,508,269	\$ 1,396,931	48.08%
Board	-	222,990	(222,990)	0.00%
Business Diversity	81,600	136,495	(54,895)	(67.27%)
Communications/Marketing	3,766,800	3,589,653	177,147	4.70%
Finance	1,902,600	2,137,355	(234,755)	(12.34%)
Government Affairs	731,100	583,837	147,263	20.14%
Human Resources	1,688,900	10,608,270	(8,919,370)	(528.12%)
Internal Audit	250,900	1,088,963	(838,063)	(334.02%)
Legal Services	1,862,700	2,042,495	(179,795)	(9.65%)
Total Administrative Services	13,189,800	21,918,327	(8,728,527)	(66.18%)
Operational Services:				
Customer Service Center	15,262,500	20,442,174	(5,179,674)	(33.94%)
Information Technology	9,345,500	10,021,724	(676,224)	(7.24%)
Maintenance	23,034,500	22,138,967	895,533	3.89%
Operations	-	811,055	(811,055)	100.00%
Planning	45,300	-	45,300	100.00%
Project Delivery	59,300	60,990	(1,690)	(2.85%)
Project Evaluation	339,300	985,227	(645,927)	(190.37%)
System & Incident Management	14,646,400	6,658,926	7,987,474	54.54%
Toll Collection	13,710,400	8,192,712	5,517,688	40.24%
Vault	1,244,700	850,848	393,852	31.64%
Total Operational Services	77,687,900	70,162,623	7,525,277	9.69%
Grand Totals	90,877,700	92,080,950	(1,203,250)	(1.32%)

**North Texas Tollway Authority
FY 2009 Staffing Summary**

	Approved in 2008 Budget	Moved (to) From Other Department	Added in 2008	Ending 2008	Requested For 2009	2009 Budget
Administrative Services						
Administration	9	(4)	3	8	-	8
Board	-	1	-	1	-	1
Business Diversity (1)	-	2	3	5	-	5
Communications/Marketing	12	-	1	13	2	15
Finance	31	(1)	4	34	4	38
Government Affairs	3	-	-	3	-	3
Human Resources	13	-	1	14	1	15
Internal Audit	2	-	3	5	7	12
Legal Services	3	-	-	3	-	3
Total Administrative Services	73	(2)	15	86	14	100
Operational Services						
Customer Service Center	144	-	-	144	80	224
Information Technology	32	-	-	32	19	51
Maintenance	197	-	-	197	(4)	193
Operations	-	2	1	3	-	3
Planning	2	-	-	2	(2)	-
Project Delivery	6	-	3	9	4	13
Project Evaluation (2)	4	-	2	6	-	6
System & Incident Management	74	(23)	3	54	9	63
Toll Collection	321	-	(42)	279	(106)	173
Vault	-	23	-	23	(10)	13
Total Operational Services	780	2	(33)	749	(10)	739
Total	853	0	(18)	835	4	839

(1) Included in Finance in 2008

(2) Reports to the Chief Financial Officer

DEPARTMENTAL BUDGETS
SECTION

**North Texas Tollway Authority
Departmental Budget Summary Report**

Department:	Administration (0100)	Summary of Funds
Budget Year:	2009	

Acct	Name	OMF Fund 2300	RMF Fund 2400	CIF Fund 2500	CF Fund 2150	FSF Fund 1300	Total Budget
2910	Cap. Exp. transf. to/fr Const.	\$0	\$12,441	\$0	\$0	\$0	\$12,441
5010	Salaries and Wages-Direct	\$772,125	\$72,387	\$72,387	\$28,955	\$19,303	\$965,157
5011	Overtime	\$0	\$0	\$0	\$0	\$0	\$0
5012	Salaries and Wages-COLA	\$0	\$0	\$0	\$0	\$0	\$0
5013	Salaries and Wages-Bonus	\$0	\$0	\$0	\$0	\$0	\$0
5014	Salaries and Wages-Comp Adj.	\$0	\$0	\$0	\$0	\$0	\$0
5030	Retirement Contributions	\$103,928	\$9,743	\$9,743	\$3,897	\$2,598	\$129,909
5032	Retirement Contr.-COLA	\$0	\$0	\$0	\$0	\$0	\$0
5033	Retirement Contr.-Bonus	\$0	\$0	\$0	\$0	\$0	\$0
5034	Retirement Contr.-Comp. Adj.	\$0	\$0	\$0	\$0	\$0	\$0
5040	Board meetings/Directors' Exp.	\$0	\$0	\$0	\$0	\$0	\$0
5050	Travel Expenses	\$71,380	\$0	\$0	\$0	\$0	\$71,380
5060	Employees' Training	\$3,500	\$0	\$0	\$0	\$0	\$3,500
5110	General Consultant Fees	\$257,743	\$0	\$12,441	\$4,977	\$3,318	\$278,479
5120	Traffic Engineering Fees	\$0	\$0	\$0	\$0	\$0	\$0
5190	Professional Fees	\$236,068	\$0	\$0	\$0	\$0	\$236,068
5300	Repair/Maint. Off.Furn&Equip.	\$0	\$0	\$0	\$0	\$0	\$0
5420	Printing/Office Supplies	\$30,000	\$0	\$0	\$0	\$0	\$30,000
5430	Dues & Subscriptions	\$30,325	\$0	\$0	\$0	\$0	\$30,325
5470	Freight and Express	\$3,200	\$0	\$0	\$0	\$0	\$3,200
5990	Inflation Adjustment	\$0	\$0	\$0	\$0	\$0	\$0
	FY 2009 Total	\$1,508,269	\$94,571	\$94,571	\$37,829	\$25,219	\$1,760,459
	FY 2008 Total	\$2,905,200	\$107,731	\$583,731	\$43,093	\$28,730	\$3,668,485

**North Texas Tollway Authority
Departmental Budget Summary Report**

Department:	Board (0110)	Summary of Funds
Budget Year:	2009	

Acct	Name	OMF Fund 2300	RMF Fund 2400	CIF Fund 2500	CF Fund 2150	FSF Fund 1300	Total Budget
2910	Cap. Exp. transf. to/fr Const.	\$0	\$0	\$0	\$0	\$0	\$0
5010	Salaries and Wages-Direct	\$66,072	\$0	\$0	\$0	\$0	\$66,072
5011	Overtime	\$0	\$0	\$0	\$0	\$0	\$0
5012	Salaries and Wages-COLA	\$0	\$0	\$0	\$0	\$0	\$0
5013	Salaries and Wages-Bonus	\$0	\$0	\$0	\$0	\$0	\$0
5014	Salaries and Wages-Comp Adj.	\$0	\$0	\$0	\$0	\$0	\$0
5030	Retirement Contributions	\$8,893	\$0	\$0	\$0	\$0	\$8,893
5032	Retirement Contr.-COLA	\$0	\$0	\$0	\$0	\$0	\$0
5033	Retirement Contr.-Bonus	\$0	\$0	\$0	\$0	\$0	\$0
5034	Retirement Contr.-Comp. Adj.	\$0	\$0	\$0	\$0	\$0	\$0
5050	Travel Expenses	\$32,425	\$0	\$0	\$0	\$0	\$32,425
5051	Meeting Expenses	\$89,800	\$0	\$0	\$0	\$0	\$89,800
5400	Postage	\$19,350	\$0	\$0	\$0	\$0	\$19,350
5420	Printing/Office Supplies	\$6,450	\$0	\$0	\$0	\$0	\$6,450
5990	Inflation Adjustment	\$0	\$0	\$0	\$0	\$0	\$0
	FY 2009 Total	\$222,990	\$0	\$0	\$0	\$0	\$222,990
	FY 2008 Total	\$0	\$0	\$0	\$0	\$0	\$0

**North Texas Tollway Authority
Departmental Budget Summary Report**

Department:	Business Diversity (3400)	Summary of Funds
Budget Year:	2009	

Acct	Name	OMF Fund 2300	RMF Fund 2400	CIF Fund 2500	CF Fund 2150	FSF Fund 1300	Total Budget
2910	Cap. Exp. transf. to/fr Const.	\$0	\$0	\$0	\$0	\$0	\$0
5010	Salaries and Wages-Direct	\$88,306	\$58,871	\$58,871	\$58,871	\$29,435	\$294,354
5011	Overtime	\$893	\$595	\$595	\$595	\$298	\$2,976
5012	Salaries and Wages-COLA	\$0	\$0	\$0	\$0	\$0	\$0
5013	Salaries and Wages-Bonus	\$0	\$0	\$0	\$0	\$0	\$0
5014	Salaries and Wages-Comp Adj.	\$0	\$0	\$0	\$0	\$0	\$0
5030	Retirement Contributions	\$11,886	\$7,924	\$7,924	\$7,924	\$3,962	\$39,620
5032	Retirement Contr.-COLA	\$0	\$0	\$0	\$0	\$0	\$0
5033	Retirement Contr.-Bonus	\$0	\$0	\$0	\$0	\$0	\$0
5034	Retirement Contr.-Comp. Adj.	\$0	\$0	\$0	\$0	\$0	\$0
5050	Travel Expenses	\$1,170	\$0	\$0	\$0	\$0	\$1,170
5060	Employees' Training	\$4,450	\$0	\$0	\$0	\$0	\$4,450
5420	Printing/Office Supplies	\$800	\$0	\$0	\$0	\$0	\$800
5430	Dues & Subscriptions	\$8,740	\$0	\$0	\$0	\$0	\$8,740
5470	Freight and Express	\$250	\$0	\$0	\$0	\$0	\$250
5680	Promotional Expenses	\$20,000	\$0	\$0	\$0	\$0	\$20,000
5990	Inflation Adjustment	\$0	\$0	\$0	\$0	\$0	\$0
	FY 2009 Total	\$136,495	\$67,390	\$67,390	\$67,390	\$33,695	\$372,360
	FY 2008 Total	\$81,600	\$38,663	\$38,663	\$38,663	\$19,333	\$216,922

**North Texas Tollway Authority
Departmental Budget Summary Report**

Department:	Communications/Marketing (1300)	Summary of Funds
Budget Year:	2009	

Acct	Name	OMF Fund 2300	RMF Fund 2400	CIF Fund 2500	CF Fund 2150	FSF Fund 1300	Total Budget
2910	Cap. Exp. transf. to/fr Const.	\$0	\$0	\$0	\$0	\$0	\$0
5010	Salaries and Wages-Direct	\$931,093	\$0	\$0	\$50,000	\$28,797	\$1,009,890
5011	Overtime	\$0	\$0	\$0	\$0	\$0	\$0
5012	Salaries and Wages-COLA	\$0	\$0	\$0	\$0	\$0	\$0
5013	Salaries and Wages-Bonus	\$0	\$0	\$0	\$0	\$0	\$0
5014	Salaries and Wages-Comp Adj.	\$0	\$0	\$0	\$0	\$0	\$0
5030	Retirement Contributions	\$125,325	\$0	\$0	\$6,730	\$3,876	\$135,931
5032	Retirement Contr.-COLA	\$0	\$0	\$0	\$0	\$0	\$0
5033	Retirement Contr.-Bonus	\$0	\$0	\$0	\$0	\$0	\$0
5034	Retirement Contr.-Comp. Adj.	\$0	\$0	\$0	\$0	\$0	\$0
5050	Travel Expenses	\$5,250	\$0	\$0	\$0	\$0	\$5,250
5051	Meeting Expenses	\$1,500	\$0	\$0	\$0	\$0	\$1,500
5060	Employees' Training	\$49,250	\$0	\$0	\$0	\$0	\$49,250
5110	General Consultant Fees	\$0	\$0	\$125,000	\$0	\$0	\$125,000
5170	Public Information Fees	\$198,000	\$0	\$0	\$0	\$0	\$198,000
5190	Professional Fees	\$778,000	\$0	\$0	\$0	\$0	\$778,000
5200	Mobile Equipment Expense	\$0	\$0	\$0	\$0	\$0	\$0
5420	Printing/Office Supplies	\$12,500	\$0	\$0	\$0	\$0	\$12,500
5430	Dues & Subscriptions	\$23,735	\$0	\$0	\$0	\$0	\$23,735
5450	Materials and Supplies	\$7,000	\$0	\$0	\$0	\$0	\$7,000
5470	Freight and Express	\$1,000	\$0	\$0	\$0	\$0	\$1,000
5620	Maps & Pamphlets	\$258,000	\$0	\$0	\$0	\$0	\$258,000
5650	Magazine & Newspaper Ad.	\$385,000	\$0	\$0	\$0	\$0	\$385,000
5660	Television & Radio	\$625,000	\$0	\$0	\$0	\$0	\$625,000
5670	Prints & Photographic Supplies	\$15,000	\$0	\$0	\$0	\$0	\$15,000
5680	Promotional Expenses	\$174,000	\$0	\$0	\$31,080	\$0	\$205,080
5990	Inflation Adjustment	\$0	\$0	\$0	\$0	\$0	\$0
	FY 2009 Total	\$3,589,653	\$0	\$125,000	\$87,810	\$32,673	\$3,835,136
	FY 2008 Total	\$3,777,925	\$0	\$225,000	\$121,249	\$0	\$4,124,174

**North Texas Tollway Authority
Departmental Budget Summary Report**

Department:	FINANCE	Summary of Funds
Budget Year:	2009	

Acct	Name	OMF Fund 2300	RMF Fund 2400	CIF Fund 2500	CF Fund 2150	FSF Fund 1300	Total Budget
2910	Cap. Exp. transf. to/fr Const.	\$0	\$0	\$0	\$0	\$0	\$0
5010	Salaries and Wages-Direct	\$1,547,310	\$225,599	\$233,734	\$206,598	\$178,533	\$2,391,774
5011	Overtime	\$0	\$0	\$0	\$0	\$0	\$0
5012	Salaries and Wages-COLA	\$0	\$0	\$0	\$0	\$0	\$0
5013	Salaries and Wages-Bonus	\$0	\$0	\$0	\$0	\$0	\$0
5014	Salaries and Wages-Comp Adj.	\$0	\$0	\$0	\$0	\$0	\$0
5030	Retirement Contributions	\$208,267	\$30,365	\$31,460	\$27,808	\$24,030	\$321,930
5032	Retirement Contr.-COLA	\$0	\$0	\$0	\$0	\$0	\$0
5033	Retirement Contr.-Bonus	\$0	\$0	\$0	\$0	\$0	\$0
5034	Retirement Contr.-Comp. Adj.	\$0	\$0	\$0	\$0	\$0	\$0
5050	Travel Expenses	\$15,844	\$0	\$0	\$0	\$0	\$15,844
5060	Employees' Training	\$20,025	\$0	\$0	\$0	\$0	\$20,025
5150	Trustee Fees	\$0	\$0	\$0	\$41,600	\$0	\$41,600
5190	Professional Fees	\$35,000	\$100,000	\$0	\$0	\$0	\$135,000
5300	Repair/Maint. Off.Furn&Equip.	\$0	\$0	\$0	\$0	\$0	\$0
5370	Outside Maintenance Services	\$0	\$0	\$0	\$0	\$0	\$0
5380	Rental of Equipment	\$144,000	\$0	\$0	\$0	\$0	\$144,000
5400	Postage	\$60,000	\$0	\$0	\$0	\$0	\$60,000
5420	Printing/Office Supplies	\$100,725	\$0	\$0	\$0	\$0	\$100,725
5430	Dues & Subscriptions	\$5,709	\$0	\$0	\$0	\$0	\$5,709
5470	Freight and Express	\$475	\$0	\$0	\$0	\$0	\$475
5990	Inflation Adjustment	\$0	\$0	\$0	\$0	\$0	\$0
	FY 2009 Total	\$2,137,355	\$355,964	\$265,194	\$276,006	\$202,563	\$3,237,082
	FY 2008 Total	\$1,902,600	\$241,089	\$179,750	\$108,025	\$90,098	\$2,521,562

**North Texas Tollway Authority
Departmental Budget Summary Report**

Department:	Government Affairs (3000)	Summary of Funds
Budget Year:	2009	

Acct	Name	OMF Fund 2300	RMF Fund 2400	CIF Fund 2500	CF Fund 2150	FSF Fund 1300	Total Budget
5010	Salaries and Wages-Direct	\$272,045	\$0	\$0	\$15,114	\$15,114	\$302,273
5011	Overtime	\$0	\$0	\$0	\$0	\$0	\$0
5012	Salaries and Wages-COLA	\$0	\$0	\$0	\$0	\$0	\$0
5013	Salaries and Wages-Bonus	\$0	\$0	\$0	\$0	\$0	\$0
5014	Salaries and Wages-Comp Adj.	\$0	\$0	\$0	\$0	\$0	\$0
5030	Retirement Contributions	\$36,617	\$0	\$0	\$2,034	\$2,034	\$40,685
5032	Retirement Contr.-COLA	\$0	\$0	\$0	\$0	\$0	\$0
5033	Retirement Contr.-Bonus	\$0	\$0	\$0	\$0	\$0	\$0
5034	Retirement Contr.-Comp. Adj.	\$0	\$0	\$0	\$0	\$0	\$0
5050	Travel Expenses	\$35,650	\$0	\$0	\$0	\$0	\$35,650
5051	Meeting Expenses	\$4,000	\$0	\$0	\$0	\$0	\$4,000
5190	Professional Fees	\$220,000	\$0	\$0	\$0	\$0	\$220,000
5420	Printing/Office Supplies	\$5,000	\$0	\$0	\$0	\$0	\$5,000
5430	Dues & Subscriptions	\$2,525	\$0	\$0	\$0	\$0	\$2,525
5620	Maps & Pamphlets	\$8,000	\$0	\$0	\$0	\$0	\$8,000
5680	Promotional Expenses	\$0	\$0	\$0	\$0	\$0	\$0
5990	Inflation Adjustment	\$0	\$0	\$0	\$0	\$0	\$0
	FY 2009 Total	\$583,837	\$0	\$0	\$17,148	\$17,148	\$618,133
	FY 2008 Total	\$719,975	\$0	\$0	\$9,567	\$0	\$729,542

**North Texas Tollway Authority
Departmental Budget Summary Report**

Department:	Human Resources (0300)	Summary of Funds
Budget Year:	2009	

Acct	Name	OMF Fund 2300	RMF Fund 2400	CIF Fund 2500	CF Fund 2150	FSF Fund 1300	Total Budget
2910	Cap. Exp. transf. to/fr Const.	\$0	\$1,200	\$0	\$0	\$0	\$1,200
5010	Salaries and Wages-Direct	\$942,206	\$0	\$0	\$0	\$0	\$942,206
5011	Overtime	\$2,850	\$0	\$0	\$0	\$0	\$2,850
5013	Salaries and Wages-Bonus	\$1,179,021	\$50,328	\$68,961	\$45,748	\$55,605	\$1,399,663
5014	Salaries and Wages-Comp Adj.	\$505,294	\$21,568	\$29,555	\$19,606	\$23,831	\$599,854
5020	Salaries and Wages-Internship	\$35,040	\$0	\$0	\$0	\$0	\$35,040
5030	Retirement Contributions	\$126,821	\$0	\$0	\$0	\$0	\$126,821
5031	Retirement Contr.-Internship	\$1,402	\$0	\$0	\$0	\$0	\$1,402
5033	Retirement Contr.-Bonus	\$158,696	\$6,774	\$9,283	\$6,158	\$7,486	\$188,397
5034	Retirement Contr.-Comp. Adj.	\$68,013	\$2,903	\$3,978	\$2,639	\$3,207	\$80,740
5050	Travel Expenses	\$8,274	\$0	\$0	\$0	\$0	\$8,274
5051	Meeting Expenses	\$1,500	\$0	\$0	\$0	\$0	\$1,500
5060	Employees' Training	\$130,000	\$0	\$0	\$0	\$0	\$130,000
5070	Relocation of Personnel	\$40,000	\$0	\$0	\$0	\$0	\$40,000
5090	TX Unemploy. Comp.Payments	\$100,000	\$0	\$0	\$0	\$0	\$100,000
5160	Tuition Reimbursement	\$40,000	\$0	\$0	\$0	\$0	\$40,000
5190	Professional Fees	\$156,000	\$0	\$0	\$0	\$0	\$156,000
5300	Repair/Maint. Off.Furn&Equip.	\$0	\$0	\$0	\$0	\$0	\$0
5370	Outside Maintenance Services	\$400	\$0	\$0	\$0	\$0	\$400
5380	Rental of Equipment	\$0	\$0	\$0	\$0	\$0	\$0
5420	Printing/Office Supplies	\$4,424	\$0	\$0	\$0	\$0	\$4,424
5430	Dues & Subscriptions	\$5,259	\$0	\$0	\$0	\$0	\$5,259
5440	Recruitment	\$90,000	\$0	\$0	\$0	\$0	\$90,000
5470	Freight and Express	\$700	\$0	\$0	\$0	\$0	\$700
5840	Temporary Contract Labor	\$25,000	\$0	\$0	\$0	\$0	\$25,000
5940	Group Hospitalization	\$6,987,000	\$246,600	\$328,800	\$328,800	\$328,800	\$8,220,000
5950	Workers' Comp. & Emprls. Liab.	\$0	\$0	\$0	\$0	\$0	\$0
5981	Employee Benefits Liability	\$370	\$0	\$0	\$0	\$0	\$370
5990	Inflation Adjustment	\$0	\$0	\$0	\$0	\$0	\$0
	FY 2009 Total	\$10,608,270	\$329,373	\$440,577	\$402,951	\$418,929	\$12,200,100
	FY 2008 Total	\$1,688,900	\$0	\$0	\$0	\$0	\$1,688,900

**North Texas Tollway Authority
Departmental Budget Summary Report**

Department:	Internal Audit (3100)	Summary of Funds
Budget Year:	2009	

Acct	Name	OMF Fund 2300	RMF Fund 2400	CIF Fund 2500	CF Fund 2150	FSF Fund 1300	Total Budget
5010	Salaries and Wages-Direct	\$785,158	\$0	\$0	\$0	\$0	\$785,158
5011	Overtime	\$1,000	\$0	\$0	\$0	\$0	\$1,000
5012	Salaries and Wages-COLA	\$0	\$0	\$0	\$0	\$0	\$0
5013	Salaries and Wages-Bonus	\$0	\$0	\$0	\$0	\$0	\$0
5014	Salaries and Wages-Comp Adj.	\$0	\$0	\$0	\$0	\$0	\$0
5030	Retirement Contributions	\$105,682	\$0	\$0	\$0	\$0	\$105,682
5032	Retirement Contr.-COLA	\$0	\$0	\$0	\$0	\$0	\$0
5033	Retirement Contr.-Bonus	\$0	\$0	\$0	\$0	\$0	\$0
5034	Retirement Contr.-Comp. Adj.	\$0	\$0	\$0	\$0	\$0	\$0
5050	Travel Expenses	\$14,858	\$0	\$0	\$0	\$0	\$14,858
5060	Employees' Training	\$26,285	\$0	\$0	\$0	\$0	\$26,285
5140	Auditing Fees	\$120,000	\$11,250	\$11,250	\$4,500	\$3,000	\$150,000
5190	Professional Fees	\$25,000	\$0	\$0	\$0	\$0	\$25,000
5420	Printing/Office Supplies	\$5,750	\$0	\$0	\$0	\$0	\$5,750
5430	Dues & Subscriptions	\$4,730	\$0	\$0	\$0	\$0	\$4,730
5470	Freight and Express	\$500	\$0	\$0	\$0	\$0	\$500
5990	Inflation Adjustment	\$0	\$0	\$0	\$0	\$0	\$0
	FY 2009 Total	\$1,088,963	\$11,250	\$11,250	\$4,500	\$3,000	\$1,118,963
	FY 2008 Total	\$250,900	\$13,461	\$14,541	\$5,385	\$3,591	\$287,878

**North Texas Tollway Authority
Departmental Budget Summary Report**

Department:	Legal Services (0400)	Summary of Funds
Budget Year:	2009	

Acct	Name	OMF Fund 2300	RMF Fund 2400	CIF Fund 2500	CF Fund 2150	FSF Fund 1300	Total Budget
2910	Cap. Exp. transf. to/fr Const.	\$0	\$0	\$0	\$0	\$0	\$0
5010	Salaries and Wages-Direct	\$197,506	\$0	\$42,323	\$42,323	\$0	\$282,152
5011	Overtime	\$0	\$0	\$0	\$0	\$0	\$0
5012	Salaries and Wages-COLA	\$0	\$0	\$0	\$0	\$0	\$0
5013	Salaries and Wages-Bonus	\$0	\$0	\$0	\$0	\$0	\$0
5014	Salaries and Wages-Comp Adj.	\$0	\$0	\$0	\$0	\$0	\$0
5030	Retirement Contributions	\$26,584	\$0	\$5,697	\$5,697	\$0	\$37,978
5032	Retirement Contr.-COLA	\$0	\$0	\$0	\$0	\$0	\$0
5033	Retirement Contr.-Bonus	\$0	\$0	\$0	\$0	\$0	\$0
5034	Retirement Contr.-Comp. Adj.	\$0	\$0	\$0	\$0	\$0	\$0
5050	Travel Expenses	\$10,100	\$0	\$0	\$0	\$0	\$10,100
5060	Employees' Training	\$1,000	\$0	\$0	\$0	\$0	\$1,000
5130	Legal Fees	\$1,800,000	\$150,000	\$250,000	\$250,000	\$2,250,000	\$4,700,000
5190	Professional Fees	\$0	\$0	\$0	\$0	\$0	\$0
5420	Printing/Office Supplies	\$2,400	\$0	\$0	\$0	\$0	\$2,400
5430	Dues & Subscriptions	\$4,405	\$0	\$0	\$0	\$0	\$4,405
5470	Freight and Express	\$500	\$0	\$0	\$0	\$0	\$500
5680	Promotional Expenses	\$0	\$0	\$0	\$0	\$0	\$0
5990	Inflation Adjustment	\$0	\$0	\$0	\$0	\$0	\$0
	FY 2009 Total	\$2,042,495	\$150,000	\$298,020	\$298,020	\$2,250,000	\$5,038,535
	FY 2008 Total	\$1,862,700	\$0	\$247,416	\$247,416	\$2,050,000	\$4,407,532

**North Texas Tollway Authority
Departmental Budget Summary Report**

Department:	Customer Service Center (2900)	Summary of Funds
Budget Year:	2009	

Acct	Name	OMF Fund 2300	RMF Fund 2400	CIF Fund 2500	CF Fund 2150	FSF Fund 1300	Total Budget
2910	Cap. Exp. transf. to/fr Const.	\$0	\$5,086,608	\$0	\$0	\$0	\$5,086,608
5010	Salaries and Wages-Direct	\$7,548,012	\$0	\$0	\$0	\$0	\$7,548,012
5011	Overtime	\$126,000	\$0	\$0	\$0	\$0	\$126,000
5012	Salaries and Wages-COLA	\$0	\$0	\$0	\$0	\$0	\$0
5013	Salaries and Wages-Bonus	\$0	\$0	\$0	\$0	\$0	\$0
5014	Salaries and Wages-Comp Adj.	\$0	\$0	\$0	\$0	\$0	\$0
5030	Retirement Contributions	\$1,015,962	\$0	\$0	\$0	\$0	\$1,015,962
5032	Retirement Contr.-COLA	\$0	\$0	\$0	\$0	\$0	\$0
5033	Retirement Contr.-Bonus	\$0	\$0	\$0	\$0	\$0	\$0
5034	Retirement Contr.-Comp. Adj.	\$0	\$0	\$0	\$0	\$0	\$0
5050	Travel Expenses	\$3,850	\$0	\$0	\$0	\$0	\$3,850
5051	Meeting Expenses	\$18,116	\$0	\$0	\$0	\$0	\$18,116
5060	Employees' Training	\$27,420	\$0	\$0	\$0	\$0	\$27,420
5080	Uniforms	\$12,150	\$0	\$0	\$0	\$0	\$12,150
5190	Professional Fees	\$2,706,092	\$0	\$0	\$0	\$0	\$2,706,092
5200	Mobile Equipment Expense	\$0	\$0	\$0	\$0	\$0	\$0
5370	Outside Maintenance Services	\$35,573	\$0	\$0	\$0	\$0	\$35,573
5380	Rental of Equipment	\$98,042	\$0	\$0	\$0	\$0	\$98,042
5390	Rent	\$95,800	\$0	\$0	\$0	\$0	\$95,800
5400	Postage	\$1,343,682	\$0	\$0	\$0	\$0	\$1,343,682
5420	Printing/Office Supplies	\$799,843	\$0	\$0	\$0	\$0	\$799,843
5430	Dues & Subscriptions	\$2,180	\$0	\$0	\$0	\$0	\$2,180
5450	Materials and Supplies	\$21,247	\$0	\$0	\$0	\$0	\$21,247
5470	Freight and Express	\$1,050	\$0	\$0	\$0	\$0	\$1,050
5550	Newspaper Notices	\$12,800	\$0	\$0	\$0	\$0	\$12,800
5560	Credit Card Fees	\$6,574,355	\$0	\$0	\$0	\$0	\$6,574,355
5650	Magazine & Newspaper Ad.	\$0	\$0	\$0	\$0	\$0	\$0
5840	Temporary Contract Labor	\$0	\$0	\$0	\$0	\$0	\$0
5990	Inflation Adjustment	\$0	\$0	\$0	\$0	\$0	\$0
	FY 2009 Total	\$20,442,174	\$5,086,608	\$0	\$0	\$0	\$25,528,782
	FY 2008 Total	\$15,262,500	\$5,874,250	\$0	\$0	\$0	\$21,136,750

**North Texas Tollway Authority
Departmental Budget Summary Report**

Department:	Information Technologies (0700)	Summary of Funds
Budget Year:	2009	

Acct	Name	OMF Fund 2300	RMF Fund 2400	CIF Fund 2500	CF Fund 2150	FSF Fund 1300	Total Budget
2910	Cap. Exp. transf. to/fr Const.	\$0	\$3,268,511	\$26,963,000	\$0	\$0	\$30,231,511
5010	Salaries and Wages-Direct	\$1,659,479	\$210,595	\$685,641	\$103,040	\$46,786	\$2,705,541
5011	Overtime	\$26,240	\$3,130	\$7,058	\$2,344	\$679	\$39,451
5012	Salaries and Wages-COLA	\$0	\$0	\$0	\$0	\$0	\$0
5013	Salaries and Wages-Bonus	\$0	\$0	\$0	\$0	\$0	\$0
5014	Salaries and Wages-Comp Adj.	\$0	\$0	\$0	\$0	\$0	\$0
5030	Retirement Contributions	\$223,366	\$28,346	\$92,287	\$13,869	\$6,297	\$364,165
5032	Retirement Contr.-COLA	\$0	\$0	\$0	\$0	\$0	\$0
5033	Retirement Contr.-Bonus	\$0	\$0	\$0	\$0	\$0	\$0
5034	Retirement Contr.-Comp. Adj.	\$0	\$0	\$0	\$0	\$0	\$0
5050	Travel Expenses	\$20,965	\$0	\$0	\$0	\$0	\$20,965
5051	Meeting Expenses	\$1,200	\$0	\$0	\$0	\$0	\$1,200
5060	Employees' Training	\$38,500	\$0	\$0	\$0	\$0	\$38,500
5190	Professional Fees	\$100,000	\$0	\$0	\$0	\$0	\$100,000
5200	Mobile Equipment Expense	\$0	\$0	\$0	\$0	\$0	\$0
5370	Outside Maintenance Services	\$5,474,904	\$0	\$0	\$0	\$0	\$5,474,904
5410	Telecommunications	\$477,817	\$0	\$0	\$0	\$0	\$477,817
5420	Printing/Office Supplies	\$149,500	\$0	\$0	\$0	\$0	\$149,500
5430	Dues & Subscriptions	\$8,855	\$0	\$0	\$0	\$0	\$8,855
5450	Materials and Supplies	\$50,765	\$0	\$0	\$0	\$0	\$50,765
5600	Computer Software	\$1,790,133	\$0	\$0	\$0	\$0	\$1,790,133
5990	Inflation Adjustment	\$0	\$0	\$0	\$0	\$0	\$0
	FY 2009 Total	\$10,021,724	\$3,510,582	\$27,747,986	\$119,253	\$53,762	\$41,453,307
	FY 2008 Total	\$9,345,500	\$2,121,650	\$34,940,350	\$56,340	\$56,340	\$46,520,180

**North Texas Tollway Authority
Departmental Budget Summary Report**

Department:	MAINTENANCE	Summary of Funds
Budget Year:	2009	

Acct	Name	OMF Fund 2300	RMF Fund 2400	CIF Fund 2500	CF Fund 2150	FSF Fund 1300	Total Budget
2910	Cap. Exp. transf. to/fr Const.	\$0	\$43,226,700	\$15,328,000	\$0	\$0	\$58,554,700
5010	Salaries and Wages-Direct	\$6,308,475	\$831,308	\$294,548	\$0	\$0	\$7,434,331
5011	Overtime	\$209,456	\$26,966	\$7,843	\$0	\$0	\$244,265
5012	Salaries and Wages-COLA	\$0	\$0	\$0	\$0	\$0	\$0
5013	Salaries and Wages-Bonus	\$0	\$0	\$0	\$0	\$0	\$0
5014	Salaries and Wages-Comp Adj.	\$0	\$0	\$0	\$0	\$0	\$0
5030	Retirement Contributions	\$849,120	\$111,894	\$39,646	\$0	\$0	\$1,000,660
5032	Retirement Contr.-COLA	\$0	\$0	\$0	\$0	\$0	\$0
5033	Retirement Contr.-Bonus	\$0	\$0	\$0	\$0	\$0	\$0
5034	Retirement Contr.-Comp. Adj.	\$0	\$0	\$0	\$0	\$0	\$0
5050	Travel Expenses	\$21,800	\$0	\$0	\$0	\$0	\$21,800
5051	Meeting Expenses	\$5,684	\$0	\$0	\$0	\$0	\$5,684
5060	Employees' Training	\$111,415	\$0	\$0	\$0	\$0	\$111,415
5080	Uniforms	\$173,319	\$0	\$0	\$0	\$0	\$173,319
5190	Professional Fees	\$1,141,500	\$0	\$0	\$0	\$0	\$1,141,500
5200	Mobile Equipment Expense	\$1,464,427	\$0	\$0	\$0	\$0	\$1,464,427
5300	Repair/Maint. Off.Furn&Equip.	\$15,000	\$0	\$0	\$0	\$0	\$15,000
5360	Small Tools and Shop Supplies	\$51,850	\$0	\$0	\$0	\$0	\$51,850
5370	Outside Maintenance Services	\$5,843,094	\$0	\$0	\$0	\$0	\$5,843,094
5380	Rental of Equipment	\$41,175	\$0	\$0	\$0	\$0	\$41,175
5390	Rent	\$357,000	\$0	\$0	\$0	\$0	\$357,000
5420	Printing/Office Supplies	\$17,060	\$0	\$0	\$0	\$0	\$17,060
5430	Dues & Subscriptions	\$13,067	\$0	\$0	\$0	\$0	\$13,067
5450	Materials and Supplies	\$2,166,300	\$0	\$0	\$0	\$0	\$2,166,300
5470	Freight and Express	\$2,400	\$0	\$0	\$0	\$0	\$2,400
5490	Uncollectible Damage Claims	\$67,500	\$0	\$0	\$0	\$0	\$67,500
5550	Newspaper Notices	\$24,000	\$0	\$0	\$0	\$0	\$24,000
5800	Electric Service	\$2,650,150	\$0	\$0	\$0	\$0	\$2,650,150
5820	Gas	\$124,175	\$0	\$0	\$0	\$0	\$124,175
5830	Water	\$481,000	\$0	\$0	\$0	\$0	\$481,000
5990	Inflation Adjustment	\$0	\$0	\$0	\$0	\$0	\$0
	FY 2009 Total	\$22,138,967	\$44,196,868	\$15,670,037	\$0	\$0	\$82,005,872
	FY 2008 Total	\$23,034,500	\$0	\$0	\$0	\$0	\$23,034,500

**North Texas Tollway Authority
Departmental Budget Summary Report**

Department:	Operations (0120)	Summary of Funds
Budget Year:	2009	

Acct	Name	OMF Fund 2300	RMF Fund 2400	CIF Fund 2500	CF Fund 2150	FSF Fund 1300	Total Budget
5010	Salaries and Wages-Direct	\$288,785	\$0	\$0	\$0	\$0	\$288,785
5011	Overtime	\$0	\$0	\$0	\$0	\$0	\$0
5012	Salaries and Wages-COLA	\$0	\$0	\$0	\$0	\$0	\$0
5013	Salaries and Wages-Bonus	\$0	\$0	\$0	\$0	\$0	\$0
5014	Salaries and Wages-Comp Adj.	\$0	\$0	\$0	\$0	\$0	\$0
5030	Retirement Contributions	\$38,870	\$0	\$0	\$0	\$0	\$38,870
5032	Retirement Contr.-COLA	\$0	\$0	\$0	\$0	\$0	\$0
5033	Retirement Contr.-Bonus	\$0	\$0	\$0	\$0	\$0	\$0
5034	Retirement Contr.-Comp. Adj.	\$0	\$0	\$0	\$0	\$0	\$0
5050	Travel Expenses	\$18,000	\$0	\$0	\$0	\$0	\$18,000
5051	Meeting Expenses	\$600	\$0	\$0	\$0	\$0	\$600
5190	Professional Fees	\$460,000	\$0	\$0	\$0	\$0	\$460,000
5420	Printing/Office Supplies	\$600	\$0	\$0	\$0	\$0	\$600
5430	Dues & Subscriptions	\$3,000	\$0	\$0	\$0	\$0	\$3,000
5470	Freight and Express	\$1,200	\$0	\$0	\$0	\$0	\$1,200
5990	Inflation Adjustment	\$0	\$0	\$0	\$0	\$0	\$0
	FY 2009 Total	\$811,055	\$0	\$0	\$0	\$0	\$811,055
	FY 2008 Total	\$0	\$0	\$0	\$0	\$0	\$0

**North Texas Tollway Authority
Departmental Budget Summary Report**

Department:	Project Delivery (3200)	Summary of Funds
Budget Year:	2009	

Acct	Name	OMF Fund 2300	RMF Fund 2400	CIF Fund 2500	CF Fund 2150	FSF Fund 1300	Total Budget
2910	Cap. Exp. transf. to/fr Const.	\$0	\$1,000	\$62,670,000	\$595,000,000	\$0	\$657,671,000
5010	Salaries and Wages-Direct	\$24,097	\$0	\$419,781	\$591,837	\$443,878	\$1,479,593
5011	Overtime	\$0	\$0	\$0	\$0	\$0	\$0
5012	Salaries and Wages-COLA	\$0	\$0	\$0	\$0	\$0	\$0
5013	Salaries and Wages-Bonus	\$0	\$0	\$0	\$0	\$0	\$0
5014	Salaries and Wages-Comp Adj.	\$0	\$0	\$0	\$0	\$0	\$0
5030	Retirement Contributions	\$3,243	\$0	\$56,503	\$79,661	\$59,746	\$199,153
5032	Retirement Contr.-COLA	\$0	\$0	\$0	\$0	\$0	\$0
5033	Retirement Contr.-Bonus	\$0	\$0	\$0	\$0	\$0	\$0
5034	Retirement Contr.-Comp. Adj.	\$0	\$0	\$0	\$0	\$0	\$0
5050	Travel Expenses	\$12,350	\$0	\$0	\$0	\$0	\$12,350
5060	Employees' Training	\$7,500	\$0	\$0	\$0	\$0	\$7,500
5110	General Consultant Fees	\$0	\$0	\$18,228,500	\$0	\$102,000,000	\$120,228,500
5420	Printing/Office Supplies	\$5,000	\$0	\$0	\$0	\$0	\$5,000
5430	Dues & Subscriptions	\$6,800	\$0	\$0	\$0	\$0	\$6,800
5470	Freight and Express	\$2,000	\$0	\$0	\$0	\$0	\$2,000
5840	Temporary Contract Labor	\$0	\$0	\$0	\$0	\$0	\$0
5990	Inflation Adjustment	\$0	\$0	\$0	\$0	\$0	\$0
	FY 2009 Total	\$60,990	\$1,000	\$81,374,784	\$595,671,498	\$102,503,624	\$779,611,896
	FY 2008 Total	\$59,300	\$0	\$61,900,000	\$458,220,692	\$250,211,783	\$770,391,775

**North Texas Tollway Authority
Departmental Budget Summary Report**

Department:	Project Evaluation (3300)	Summary of Funds
Budget Year:	2009	

Acct	Name	OMF Fund 2300	RMF Fund 2400	CIF Fund 2500	CF Fund 2150	FSF Fund 1300	Total Budget
5010	Salaries and Wages-Direct	\$104,806	\$0	\$0	\$3,933	\$345,640	\$454,379
5011	Overtime	\$34	\$0	\$0	\$0	\$309	\$343
5012	Salaries and Wages-COLA	\$0	\$0	\$0	\$0	\$0	\$0
5013	Salaries and Wages-Bonus	\$0	\$0	\$0	\$0	\$0	\$0
5014	Salaries and Wages-Comp Adj.	\$0	\$0	\$0	\$0	\$0	\$0
5030	Retirement Contributions	\$14,107	\$0	\$0	\$529	\$46,523	\$61,159
5032	Retirement Contr.-COLA	\$0	\$0	\$0	\$0	\$0	\$0
5033	Retirement Contr.-Bonus	\$0	\$0	\$0	\$0	\$0	\$0
5034	Retirement Contr.-Comp. Adj.	\$0	\$0	\$0	\$0	\$0	\$0
5050	Travel Expenses	\$14,855	\$0	\$0	\$0	\$0	\$14,855
5051	Meeting Expenses	\$800	\$0	\$0	\$0	\$0	\$800
5060	Employees' Training	\$1,200	\$0	\$0	\$0	\$0	\$1,200
5120	Traffic Engineering Fees	\$505,000	\$0	\$430,000	\$0	\$3,505,000	\$4,440,000
5190	Professional Fees	\$332,000	\$0	\$5,000	\$860,000	\$5,520,000	\$6,717,000
5420	Printing/Office Supplies	\$2,800	\$0	\$0	\$0	\$0	\$2,800
5430	Dues & Subscriptions	\$1,625	\$0	\$0	\$0	\$0	\$1,625
5470	Freight and Express	\$1,000	\$0	\$0	\$0	\$0	\$1,000
5550	Newspaper Notices	\$6,000	\$0	\$0	\$0	\$0	\$6,000
5840	Temporary Contract Labor	\$1,000	\$0	\$0	\$0	\$0	\$1,000
5990	Inflation Adjustment	\$0	\$0	\$0	\$0	\$0	\$0
	FY 2009 Total	\$985,227	\$0	\$435,000	\$864,462	\$9,417,472	\$11,702,161
	FY 2008 Total	\$339,300	\$0	\$0	\$0	\$6,626,728	\$6,966,028

**North Texas Tollway Authority
Departmental Budget Summary Report**

Department:	SIM	Summary of Funds
Budget Year:	2009	

Acct	Name	OMF Fund 2300	RMF Fund 2400	CIF Fund 2500	CF Fund 2150	FSF Fund 1300	Total Budget
2910	Cap. Exp. transf. to/fr Const.	\$0	\$23,782	\$0	\$0	\$0	\$23,782
5010	Salaries and Wages-Direct	\$2,675,228	\$0	\$0	\$0	\$0	\$2,675,228
5011	Overtime	\$10,000	\$0	\$0	\$0	\$0	\$10,000
5012	Salaries and Wages-COLA	\$0	\$0	\$0	\$0	\$0	\$0
5013	Salaries and Wages-Bonus	\$0	\$0	\$0	\$0	\$0	\$0
5014	Salaries and Wages-Comp Adj.	\$0	\$0	\$0	\$0	\$0	\$0
5030	Retirement Contributions	\$360,086	\$0	\$0	\$0	\$0	\$360,086
5032	Retirement Contr.-COLA	\$0	\$0	\$0	\$0	\$0	\$0
5033	Retirement Contr.-Bonus	\$0	\$0	\$0	\$0	\$0	\$0
5034	Retirement Contr.-Comp. Adj.	\$0	\$0	\$0	\$0	\$0	\$0
5050	Travel Expenses	\$5,000	\$0	\$0	\$0	\$0	\$5,000
5051	Meeting Expenses	\$100	\$0	\$0	\$0	\$0	\$100
5060	Employees' Training	\$21,358	\$0	\$0	\$0	\$0	\$21,358
5080	Uniforms	\$25,140	\$0	\$0	\$0	\$0	\$25,140
5100	DPS Contract	\$1,934,027	\$0	\$0	\$0	\$0	\$1,934,027
5101	DPS Direct Purchase	\$13,420	\$0	\$0	\$0	\$0	\$13,420
5190	Professional Fees	\$1,301,729	\$0	\$0	\$0	\$0	\$1,301,729
5370	Outside Maintenance Services	\$0	\$0	\$0	\$0	\$0	\$0
5380	Rental of Equipment	\$0	\$0	\$0	\$0	\$0	\$0
5420	Printing/Office Supplies	\$16,828	\$0	\$0	\$0	\$0	\$16,828
5430	Dues & Subscriptions	\$3,077	\$0	\$0	\$0	\$0	\$3,077
5450	Materials and Supplies	\$61,846	\$0	\$0	\$0	\$0	\$61,846
5470	Freight and Express	\$8,675	\$0	\$0	\$0	\$0	\$8,675
5780	Security Services	\$118,250	\$0	\$0	\$0	\$0	\$118,250
5850	Public Officials Liability	\$0	\$0	\$0	\$0	\$0	\$0
5860	Safety Program	\$28,597	\$0	\$0	\$0	\$0	\$28,597
5900	Bridge Property Damage	\$50,000	\$0	\$0	\$0	\$0	\$50,000
5930	Comprehensive General Liab.	\$0	\$0	\$0	\$0	\$0	\$0
5940	Group Hospitalization	\$0	\$0	\$0	\$0	\$0	\$0
5950	Workers' Comp. & Emplr. Liab.	\$0	\$0	\$0	\$0	\$0	\$0
5960	Public Officials Bond	\$1,700	\$0	\$0	\$0	\$0	\$1,700
5970	Auto. Liab. & Prop. Damage	\$0	\$0	\$0	\$0	\$0	\$0
5980	Compre. Catastrophe Liab.	\$0	\$0	\$0	\$0	\$0	\$0
5981	Employee Benefits Liability	\$0	\$0	\$0	\$0	\$0	\$0
5982	Above Ground Pollution	\$0	\$0	\$0	\$0	\$0	\$0
5983	Pollution Liability	\$450	\$0	\$0	\$0	\$0	\$450
5984	Boiler & Machinery	\$0	\$0	\$0	\$0	\$0	\$0
5985	Crime	\$0	\$0	\$0	\$0	\$0	\$0

**North Texas Tollway Authority
Departmental Budget Summary Report**

Acct	Name	OMF Fund 2300	RMF Fund 2400	CIF Fund 2500	CF Fund 2150	FSF Fund 1300	Total Budget
5986	Outside Labor & Material	\$23,415	\$0	\$0	\$0	\$0	\$23,415
5987	Internet Liability	\$0	\$0	\$0	\$0	\$0	\$0
5990	Inflation Adjustment	\$0	\$0	\$0	\$0	\$0	\$0
	FY 2009 Total	\$6,658,926	\$23,782	\$0	\$0	\$0	\$6,682,708
	FY 2008 Total	\$14,646,400	\$548,904	\$173,245	\$95,009	\$233,240	\$15,696,798

**North Texas Tollway Authority
Departmental Budget Summary Report**

Department:	Toll Collection (1400)	Summary of Funds
Budget Year:	2009	

Acct	Name	OMF Fund 2300	RMF Fund 2400	CIF Fund 2500	CF Fund 2150	FSF Fund 1300	Total Budget
2910	Cap. Exp. transf. to/fr Const.	\$0	\$33,050	\$0	\$0	\$0	\$33,050
5010	Salaries and Wages-Direct	\$7,040,012	\$0	\$0	\$0	\$0	\$7,040,012
5011	Overtime	\$0	\$0	\$0	\$0	\$0	\$0
5012	Salaries and Wages-COLA	\$0	\$0	\$0	\$0	\$0	\$0
5013	Salaries and Wages-Bonus	\$0	\$0	\$0	\$0	\$0	\$0
5014	Salaries and Wages-Comp Adj.	\$0	\$0	\$0	\$0	\$0	\$0
5030	Retirement Contributions	\$947,586	\$0	\$0	\$0	\$0	\$947,586
5032	Retirement Contr.-COLA	\$0	\$0	\$0	\$0	\$0	\$0
5033	Retirement Contr.-Bonus	\$0	\$0	\$0	\$0	\$0	\$0
5034	Retirement Contr.-Comp. Adj.	\$0	\$0	\$0	\$0	\$0	\$0
5050	Travel Expenses	\$9,812	\$0	\$0	\$0	\$0	\$9,812
5051	Meeting Expenses	\$300	\$0	\$0	\$0	\$0	\$300
5060	Employees' Training	\$58,700	\$0	\$0	\$0	\$0	\$58,700
5080	Uniforms	\$45,510	\$0	\$0	\$0	\$0	\$45,510
5190	Professional Fees	\$0	\$0	\$0	\$0	\$0	\$0
5200	Mobile Equipment Expense	\$0	\$0	\$0	\$0	\$0	\$0
5300	Repair/Maint. Off.Furn&Equip.	\$0	\$0	\$0	\$0	\$0	\$0
5370	Outside Maintenance Services	\$7,442	\$0	\$0	\$0	\$0	\$7,442
5380	Rental of Equipment	\$0	\$0	\$0	\$0	\$0	\$0
5420	Printing/Office Supplies	\$40,000	\$0	\$0	\$0	\$0	\$40,000
5450	Materials and Supplies	\$40,000	\$0	\$0	\$0	\$0	\$40,000
5840	Temporary Contract Labor	\$0	\$0	\$776,256	\$0	\$0	\$776,256
5860	Safety Program	\$3,350	\$0	\$0	\$0	\$0	\$3,350
5990	Inflation Adjustment	\$0	\$0	\$0	\$0	\$0	\$0
	FY 2009 Total	\$8,192,712	\$33,050	\$776,256	\$0	\$0	\$9,002,018
	FY 2008 Total	\$13,710,400	\$113,646	\$0	\$0	\$0	\$13,824,046

**North Texas Tollway Authority
Departmental Budget Summary Report**

Department:	Vault (0900)	Summary of Funds
Budget Year:	2009	

Acct	Name	OMF Fund 2300	RMF Fund 2400	CIF Fund 2500	CF Fund 2150	FSF Fund 1300	Total Budget
5010	Salaries and Wages-Direct	\$584,434	\$0	\$0	\$0	\$0	\$584,434
5011	Overtime	\$30,000	\$0	\$0	\$0	\$0	\$30,000
5012	Salaries and Wages-COLA	\$0	\$0	\$0	\$0	\$0	\$0
5013	Salaries and Wages-Bonus	\$0	\$0	\$0	\$0	\$0	\$0
5014	Salaries and Wages-Comp Adj.	\$0	\$0	\$0	\$0	\$0	\$0
5030	Retirement Contributions	\$78,665	\$0	\$0	\$0	\$0	\$78,665
5032	Retirement Contr.-COLA	\$0	\$0	\$0	\$0	\$0	\$0
5033	Retirement Contr.-Bonus	\$0	\$0	\$0	\$0	\$0	\$0
5034	Retirement Contr.-Comp. Adj.	\$0	\$0	\$0	\$0	\$0	\$0
5050	Travel Expenses	\$0	\$0	\$0	\$0	\$0	\$0
5060	Employees' Training	\$1,810	\$0	\$0	\$0	\$0	\$1,810
5080	Uniforms	\$11,338	\$0	\$0	\$0	\$0	\$11,338
5180	Armored Car Services	\$66,504	\$0	\$0	\$0	\$0	\$66,504
5190	Professional Fees	\$0	\$0	\$0	\$0	\$0	\$0
5200	Mobile Equipment Expense	\$0	\$0	\$0	\$0	\$0	\$0
5370	Outside Maintenance Services	\$43,793	\$0	\$0	\$0	\$0	\$43,793
5380	Rental of Equipment	\$0	\$0	\$0	\$0	\$0	\$0
5420	Printing/Office Supplies	\$1,340	\$0	\$0	\$0	\$0	\$1,340
5450	Materials and Supplies	\$31,014	\$0	\$0	\$0	\$0	\$31,014
5470	Freight and Express	\$1,950	\$0	\$0	\$0	\$0	\$1,950
5990	Inflation Adjustment	\$0	\$0	\$0	\$0	\$0	\$0
	FY 2009 Total	\$850,848	\$0	\$0	\$0	\$0	\$850,848
	FY 2008 Total	\$1,244,700	\$4,020	\$0	\$0	\$0	\$1,248,720

OTHER FUNDS
SECTION

North Texas Tollway Authority
Reserve Maintenance Fund Estimate Comparisons
FY 2009 to 2008

Departments	2008	2009	2009 Estimate to 2008 Estimate	
	Estimate	Estimate	Amount	Percent
Administrative Services:				
Administration	\$107,731	\$94,571	(\$13,160)	(12.22%)
Board	-	-	-	100.00%
Business Diversity	38,662	67,390	28,728	74.31%
Communications/Marketing	-	-	-	0.00%
Finance	241,089	355,964	114,875	47.65%
Government Affairs	-	-	-	0.00%
Human Resources	300,000	329,373	29,373	100.00%
Internal Audit	13,461	11,250	(2,211)	(16.43%)
Legal Services	-	150,000	150,000	100.00%
Total Administrative Services	700,943	1,008,548	307,605	43.88%
Operational Services:				
Customer Service Center	5,874,250	5,086,608	(787,642)	(13.41%)
Information Technology	2,121,650	3,510,582	1,388,932	65.46%
Maintenance	60,168,892	44,196,868	(15,972,024)	(26.55%)
Operations	-	-	-	0.00%
Planning	-	-	-	0.00%
Project Delivery	-	1,000	1,000	100.00%
Project Evaluation	-	-	-	0.00%
System & Incident Management	548,902	23,782	(525,120)	(95.67%)
Toll Collection	113,646	33,050	(80,596)	(70.92%)
Vault	4,020	-	(4,020)	(100.00%)
Total Operational Services	68,831,360	52,851,890	(15,979,470)	(23.22%)
Grand Totals	\$69,532,303	\$53,860,438	(\$15,671,865)	(22.54%)

North Texas Tollway Authority
Fund 2400 - Reserve Maintenance Fund Final Estimate
Fiscal Year 2009

Deptid	Account	Description	Qty	Unit Cost	Total
Administrative Services					
Administration					
0100	5010	Salaries and Wages - Direct	1.00	83,352.00	\$83,352
0100	5030	Retirement Contributions	1.00	11,219.00	11,219
Administration Total					94,571
Business Diversity					
3400	5010	Salaries and Wages - Direct	1.00	58,871.00	58,871
3400	5011	Overtime	1.00	595.00	595
3400	5030	Retirement Contributions	1.00	7,924.00	7,924
Business Diversity Total					67,390
Finance					
0200	5010	Salaries and Wages - Direct	1.00	88,813.00	88,813
0200	5030	Retirement Contributions	1.00	11,954.00	11,954
Finance					100,767
0600	5010	Salaries and Wages - Direct	1.00	33,671.00	33,671
0600	5030	Retirement Contributions	1.00	4,532.00	4,532
0600	5190	Professional Fees	1.00	100,000.00	100,000
Accounting					138,203
1200	5010	Salaries and Wages	1.00	103,115.00	103,115
1200	5030	Retirement Contributions	1.00	13,879.00	13,879
Procurement Services					116,994
Finance Total					355,964
Human Resources					
0300	2910	Calculator	2.00	200.00	400
0300	2910	Paper Shredder	2.00	400.00	800
0300	5013	Salaries and Wages - Bonus	1.00	50,328.00	50,328
0300	5014	Salaries and Wages - Comp Adj	1.00	21,568.00	21,568
0300	5033	Retirement Contribution - Bonus	1.00	6,774.00	6,774
0300	5034	Retirement Contribution - Comp Adj	1.00	2,903.00	2,903
0300	5940	Group Hospitalization	1.00	246,600.00	246,600
Human Resources Total					329,373
Internal Audit					
3100	5140	Auditing Fees	1.00	11,250.00	11,250
Internal Audit Total					11,250

North Texas Tollway Authority
Fund 2400 - Reserve Maintenance Fund Final Estimate
Fiscal Year 2009

Deptid	Account	Description	Qty	Unit Cost	Total
Legal Services					
0400	5130	Legal Fees	1.00	150,000.00	150,000
Legal Services Total					150,000
Total Administrative Services					1,008,548
Operational Services					
Customer Service Center					
2900	2910	Account Cards	514,893.00	0.43	221,404
2900	2910	Money Tray	4.00	3,500.00	14,000
2900	2910	Transportation Toll Tag & Sticker Tag	514,893.00	9.40	4,839,994
2900	2910	Violation Invoice Folder	1.00	11,210.00	11,210
Customer Service Center					5,086,608
Information Technologies					
0700	2910	ADEV - HD - Adobe Suite CS3 - HNTB App Dev	2.00	1,000.00	2,000
0700	2910	ADEV - HD - Consultant Workstation and Phone	2.00	3,500.00	7,000
0700	2910	ADEV - HD - Expression Studio - HNTB App Dev	4.00	699.00	2,796
0700	2910	ADEV - HD - SharePoint Designer - HNTB App Dev	4.00	300.00	1,200
0700	2910	ADEV - HD - Visual 2008 Pro - HNTB App Dev	4.00	1,000.00	4,000
0700	2910	ADEV - HD - Workstation - AG Application Development HNTB	2.00	3,500.00	7,000
0700	2910	ADMIN - HD - Business Card Scanner	2.00	225.00	450
0700	2910	ADMIN - HD - FTE Workstation and phone - agenda coordinator	1.00	3,500.00	3,500
0700	2910	AG - Beyond Compare 2,x (BC2)	1.00	50.00	50
0700	2910	AG - EMC Legato WebXtender Licensing	10.00	1,800.00	18,000
0700	2910	AG - Snagit 9.x Software	7.00	210.00	1,470
0700	2910	BUS DIV - HD - Broadband Card for Laptop w/Service	1.00	720.00	720
0700	2910	BUS DIV - HD - Desktop Printer	1.00	350.00	350
0700	2910	BUS DIV - HD - FTE Workstation and Phone	1.00	3,500.00	3,500
0700	2910	BUS DIV - HD - Laptop	1.00	3,500.00	3,500
0700	2910	COM - MKT - HD - Broadband Cards and Service	3.00	720.00	2,160
0700	2910	COM - MKT - HD - Kiosk Laptops	3.00	3,500.00	10,500
0700	2910	COM - PC - HD - FTE Workstations and phones	2.00	3,500.00	7,000
0700	2910	COM - PI - HD - Broadband Card w/Service	1.00	720.00	720
0700	2910	COM - PI - HD - Conference Phone	1.00	550.00	550
0700	2910	COM - PI - HD - Designer Software (Quark and Others)	1.00	5,000.00	5,000
0700	2910	COM - PI - HD - FTE MAC Workstation, Large Monitor for Des	1.00	3,500.00	3,500
0700	2910	COM - PI - HD - FTE Workstation and Phone	2.00	3,500.00	7,000
0700	2910	COM - PI - HD - InDesign Software for PC	3.00	1,000.00	3,000

North Texas Tollway Authority
Fund 2400 - Reserve Maintenance Fund Final Estimate
Fiscal Year 2009

Deptid	Account	Description	Qty	Unit Cost	Total
0700	2910	CSC - HD - Adobe Illustrator	1.00	500.00	500
0700	2910	CSC - HD - BW High Perfomrance Printer	10.00	6,000.00	60,000
0700	2910	CSC - HD - Cisco Phone	86.00	875.00	75,250
0700	2910	CSC - HD - Color Printer	1.00	1,400.00	1,400
0700	2910	CSC - HD - Conference Room Phone	5.00	550.00	2,750
0700	2910	CSC - HD - Cordless Phones	18.00	875.00	15,750
0700	2910	CSC - HD - Credit Card Swipe Unit	35.00	100.00	3,500
0700	2910	CSC - HD - HP Desktop Printers	18.00	350.00	6,300
0700	2910	CSC - HD - Laptop	3.00	3,500.00	10,500
0700	2910	CSC - HD - Monitor 22"	1.00	250.00	250
0700	2910	CSC - HD - Projector w/Remote	5.00	1,500.00	7,500
0700	2910	CSC - HD - Typing Software Mavis Beacon	1.00	700.00	700
0700	2910	CSC - HD - Workstations	77.00	3,500.00	269,500
0700	2910	CSC - MIS - DMS Boards	5.00	3,000.00	15,000
0700	2910	CSC - MIS - Flat Screen	5.00	1,900.00	9,500
0700	2910	CSC - MIS - IVR Changes	1.00	75,000.00	75,000
0700	2910	CSC - MIS - Video Camera	1.00	1,500.00	1,500
0700	2910	CSC - RS - Barcode Scanners	27.00	115.00	3,105
0700	2910	CSC - RS - Blue Pumpkin	2.00	675.00	1,350
0700	2910	CSC - RS - Cisco Agent Licensing	100.00	1,000.00	100,000
0700	2910	CSC - RS - Splitter	33.00	60.00	1,980
0700	2910	CSC - RS - Tolltag Scanner	8.00	3,650.00	29,200
0700	2910	CSC - RS - Verint Attendance Licensing	2.00	1,000.00	2,000
0700	2910	CSC - RS - Verint Licensing	50.00	1,500.00	75,000
0700	2910	CSC - RS - Headset	145.00	100.00	14,500
0700	2910	FIN - HD - FTE Workstation and Phone Bid Spec	3.00	3,500.00	10,500
0700	2910	FIN - HD - FTE Workstation and Phone Accounting	1.00	3,500.00	3,500
0700	2910	FIN - HD - FTE Workstation and Phone Contract Management	2.00	3,500.00	7,000
0700	2910	FIN - HD - Laptop Procurement	2.00	3,500.00	7,000
0700	2910	GA - HD - FTE Laptop w/Dock and Phones	2.00	3,500.00	7,000
0700	2910	GA - HD - FTE Workstation and Phones	3.00	3,500.00	10,500
0700	2910	GA - HD - Laptop Broadband Cards w/Service	2.00	720.00	1,440
0700	2910	GIS - AG - Adobe Web Premium CS3	1.00	1,800.00	1,800
0700	2910	GIS - AG - ArcGIS Desktop GPS Analyst Extension	1.00	1,995.00	1,995
0700	2910	GIS - AG - ArcGIS Desktop GPS Analyst Main Extension	1.00	295.00	295
0700	2910	GIS - AG - ArcGIS DT Network Analyst Ext Concurrent User	1.00	2,040.00	2,040
0700	2910	GIS - AG - ESRI Developer Network Sub Bundle w/Arcinfo	1.00	4,500.00	4,500
0700	2910	GIS - AG - GPS - ESRI GeoCollector Subfoot	1.00	6,200.00	6,200
0700	2910	GIS - AG - GeoCollector Hard Carry Case	1.00	295.00	295
0700	2910	GIS - AG - GeoCollector Portable Power Kit	1.00	570.00	570

North Texas Tollway Authority
Fund 2400 - Reserve Maintenance Fund Final Estimate
Fiscal Year 2009

Deptid	Account	Description	Qty	Unit Cost	Total
0700	2910	GIS - AG - GeoCollector Vehicle Power Adapter	1.00	190.00	190
0700	2910	GIS - AG - Laser Technology TruPulse 360B Laser Rangefinder	1.00	1,695.00	1,695
0700	2910	GIS - AG - LizardTech MrSid Image Compression Software	1.00	2,900.00	2,900
0700	2910	GIS - AG - Microsoft Visual Studio Professional 2008 Upgrade	5.00	495.00	2,475
0700	2910	GIS - AG - Panasonic Toughbook 19 Tablet PC	1.00	4,000.00	4,000
0700	2910	GIS - AG - Secure Digital Flash Card 4GB	2.00	75.00	150
0700	2910	GIS - AG - SketchUp for ArcGIS	1.00	495.00	495
0700	2910	GIS - AG - Stylus Kit	1.00	10.00	10
0700	2910	GIS - AG - Trimble GeoBeacon Receiver	1.00	1,795.00	1,795
0700	2910	GIS - HD - Plotters new IT/GIS	1.00	15,000.00	15,000
0700	2910	HD - Broadband Card - new IT/HD	84.00	50.00	4,200
0700	2910	HD - CD/DVD Autoloading Printer - new IT/HD	1.00	1,500.00	1,500
0700	2910	HD - FTE Workstation and Phone - IT/HD	3.00	3,500.00	10,500
0700	2910	HD - HP 2015D B/W Small Form Printer IT/HD	30.00	500.00	15,000
0700	2910	HD - Laptop - New IT/HD	8.00	3,500.00	28,000
0700	2910	HD - Laptop Replacements	20.00	3,500.00	70,000
0700	2910	HD - Larger Monitors - new IT/HD	16.00	350.00	5,600
0700	2910	HD - Monitor - Replacements	80.00	300.00	24,000
0700	2910	HD - Plotters - Replacement	2.00	15,000.00	30,000
0700	2910	HD - Printer - Replacements	25.00	6,000.00	150,000
0700	2910	HD - UPS - Replacements	60.00	75.00	4,500
0700	2910	HD - Workstation - Replacements	240.00	1,500.00	360,000
0700	2910	HD - Keyboard - Replacements	100.00	50.00	5,000
0700	2910	HR - AG - Virtual Policy Library Software	1.00	5,000.00	5,000
0700	2910	HR - HD - Adobe Acrobat	1.00	150.00	150
0700	2910	IA - HD - BW Printer	1.00	6,000.00	6,000
0700	2910	IA - HD - Data Mining Software	1.00	5,000.00	5,000
0700	2910	IA - HD - HP Desktop Printer	1.00	350.00	350
0700	2910	IA - HD - Laptop with Thumb Drives	2.00	3,500.00	7,000
0700	2910	IA - HD - Work Paper Tool Software	1.00	20,000.00	20,000
0700	2910	IA - HD - Workstations and Phones	5.00	3,500.00	17,500
0700	2910	IT - AG - Information Security/System Integrity	1.00	150,000.00	150,000
0700	2910	IT - MIS - VOIP Additions, Upgrades	1.00	150,000.00	150,000
0700	2910	IT - MIS - VPN Upgrade to ASA	1.00	10,000.00	10,000
0700	2910	IT - Misc Software Licensing	1.00	15,000.00	15,000
0700	2910	LEGAL - HD - FTE Workstation/Phone	1.00	3,500.00	3,500
0700	2910	LEGAL - HD - FTE Workstations and Phones	4.00	3,500.00	14,000
0700	2910	MAINT - AG - Traffic Software QuickZone	1.00	200.00	200
0700	2910	MAINT - AG - Traffic Software TSIS-6	1.00	1,000.00	1,000
0700	2910	MAINT - HD - AutoCad Lite	2.00	1,500.00	3,000

North Texas Tollway Authority
Fund 2400 - Reserve Maintenance Fund Final Estimate
Fiscal Year 2009

Deptid	Account	Description	Qty	Unit Cost	Total
0700	2910	MAINT - HD - Laptops RW and Sign Shop	3.00	3,500.00	10,500
0700	2910	MIS - Acunetix Web Vulnerability Scanner	1.00	6,000.00	6,000
0700	2910	MIS - CorelIMPACT Software Licensing	1.00	30,000.00	30,000
0700	2910	MIS - Enterprise Backup/Recovery Software Upgrade or Rep	1.00	100,000.00	100,000
0700	2910	MIS - IronMail Appliance Replacement	1.00	7,500.00	7,500
0700	2910	MIS - Serve Replacements - 30 Servers	1.00	450,000.00	450,000
0700	2910	MIS - Storage Replacements	1.00	150,000.00	150,000
0700	2910	PMO - HD - BW Printer	1.00	6,000.00	6,000
0700	2910	PMO - HD - BW Printer Construction Trailers	5.00	6,000.00	30,000
0700	2910	PMO - HD - Construction Mgr Workstation	30.00	3,500.00	105,000
0700	2910	PMO - HD - FTE Workstation	5.00	3,500.00	17,500
0700	2910	PMO - HD - FTE Workstation and Phones	1.00	3,500.00	3,500
0700	2910	PMO - HD - MicroStation Select	5.00	5,600.00	28,000
0700	2910	PMO - HD - Primavera P6 Scheduler	10.00	2,500.00	25,000
0700	2910	PROJ Eval - HD - FTE Workstations and Phones	3.00	3,500.00	10,500
0700	2910	RS - Spare ETC Equipment for Roadway	1.00	100,000.00	100,000
0700	2910	SIM - DPS - HD - Camera Memory Card 2 GB	20.00	20.00	400
0700	2910	SIM - DPS - HD - Digital Camera	20.00	100.00	2,000
0700	2910	SIM - HD - Workstation Alternate Command Center	4.00	3,000.00	12,000
0700	2910	SIM - MIS - LCD/Plasma - CCTV	13.00	2,100.00	27,300
0700	2910	SIM - RCS - HD - Camera Memory Card 4GB	8.00	30.00	240
0700	2910	SIM - RCS - HD - Cisco Desk Phone Expansion Model	2.00	550.00	1,100
0700	2910	SIM - RCS - HD - Cisco Desk Phones	2.00	450.00	900
0700	2910	SIM - RCS - HD - Digital Camera	8.00	350.00	2,800
0700	2910	SIM - RCS - HD - Digital Reader	3.00	75.00	225
0700	2910	SIM - RCS - HD - FTE - Phone with Expansion Unit	2.00	550.00	1,100
0700	2910	SIM - RCS - HD - FTE Workstation only	3.00	3,500.00	10,500
0700	2910	SIM - RCS - HD - FTE Workstation and Phone	5.00	3,500.00	17,500
0700	2910	SIM - RCS - IT - Nextel-19 and One Base	20.00	80.00	1,600
0700	2910	SIM - SAFETY - HD - Autocad-Lite Software	1.00	1,500.00	1,500
0700	2910	SQL DBA - AG - Crystal Licenses	1.00	20,000.00	20,000
0700	2910	SQL DBA - AG - Quest Toad Software Licenses	1.00	3,500.00	3,500
0700	5010	Salaries and Wages - Direct	1.00	210,595.00	210,595
0700	5011	Overtime	1.00	3,130.00	3,130
0700	5030	Retirement Contributions	1.00	28,346.00	28,346
Information Technologies Total					3,510,582

Maintenance

1601	5010	Salaries and Wages - Direct	1.00	489,716.00	489,716
1601	5011	Overtime	1.00	20,977.00	20,977
1601	5030	Retirement Contributions	1.00	65,916.00	65,916

North Texas Tollway Authority
Fund 2400 - Reserve Maintenance Fund Final Estimate
Fiscal Year 2009

Deptid	Account	Description	Qty	Unit Cost	Total
Roadway					576,609
1602	5010	Salaries and Wages - Direct	1.00	118,097.00	118,097
1602	5011	Overtime	1.00	3,839.00	3,839
1602	5030	Retirement Contributions	1.00	15,896.00	15,896
Facilities					137,832
1603	5010	Salaries and Wages - Direct	1.00	81,626.00	81,626
1603	5011	Overtime	1.00	1,646.00	1,646
1603	5030	Retirement Contributions	1.00	10,987.00	10,987
Support Services					94,259
1604	5010	Salaries and Wages - Direct	1.00	34,793.00	34,793
1604	5011	Overtime	1.00	251.00	251
1604	5030	Retirement Contributions	1.00	4,683.00	4,683
Landscape					39,727
1605	2910	Abutment Distress Analysis	1.00	320,000.00	320,000
1605	2910	Anti-Icing and De-Icing Improvements	1.00	350,000.00	350,000
1605	2910	Asset Condition Inspection Program	1.00	2,900,700.00	2,900,700
1605	2910	Bent Cap Cracking Repairs	1.00	636,000.00	636,000
1605	2910	DNT Erosion Mitigation	1.00	1,047,000.00	1,047,000
1605	2910	DNT Pavement Crack Sealing	1.00	149,000.00	149,000
1605	2910	DNT Segment 1 Coating Removal PS&E	1.00	120,000.00	120,000
1605	2910	Elimination of Groundwater on PGBT	1.00	372,000.00	372,000
1605	2910	Facility Management System MLKP 7	1.00	324,000.00	324,000
1605	2910	Fleet Equipment	1.00	510,000.00	510,000
1605	2910	Gleneagles 5910 Waterproofing	1.00	120,000.00	120,000
1605	2910	Industrial Sire Closeout	1.00	95,000.00	95,000
1605	2910	Lane Closure Management System	1.00	180,000.00	180,000
1605	2910	Las Colinas Reconstruction	1.00	7,400,000.00	7,400,000
1605	2910	MCLB East Approach Pavement Repair	1.00	1,229,000.00	1,229,000
1605	2910	MCLB Re-striping	1.00	523,000.00	523,000
1605	2910	MCLB West Approach Pavement Repair	1.00	3,750,000.00	3,750,000
1605	2910	PGBT Pavement Crack Sealing	1.00	378,000.00	378,000
1605	2910	PGBT Re-striping (35 to US 75 as part of 4th lane Widening)	1.00	2,500,000.00	2,500,000
1605	2910	PGBT at Dickerson "Wall B" Repairs	1.00	5,986,000.00	5,986,000
1605	2910	PGBT/35 Joint Separation Investigation & Repair	1.00	2,100,000.00	2,100,000
1605	2910	PGBT/SH 114 Embankment Repair	1.00	948,000.00	948,000
1605	2910	Professional Services	1.00	1,800,000.00	1,800,000
1605	2910	SH 121 High Mast Light Pole Repairs	1.00	203,000.00	203,000
1605	2910	SH 121 Storm Drain Mapping for MS4 Permit	1.00	265,000.00	265,000
1605	2910	SH 161 Transition Inspections	1.00	770,000.00	770,000
1605	2910	Stormwater Runoff Erosion Repair	1.00	3,300,000.00	3,300,000
1605	2910	System-wide Facilities Improvements	1.00	250,000.00	250,000

North Texas Tollway Authority
Fund 2400 - Reserve Maintenance Fund Final Estimate
Fiscal Year 2009

Deptid	Account	Description	Qty	Unit Cost	Total
1605	2910	System-wide Bridge Repairs	1.00	2,200,000.00	2,200,000
1605	2910	System-wide MSE Wall Migration Backfill	1.00	736,000.00	736,000
1605	2910	System-wide Trailblazer Replacement	1.00	960,000.00	960,000
1605	2910	Traffic Engineering Studies	1.00	60,000.00	60,000
1605	2910	Travel Index Enhancement	1.00	170,000.00	170,000
1605	2910	Workzone Safety Upgrades and Improvements	1.00	575,000.00	575,000
1605	5010	Salaries and Wages - Direct	1.00	107,076.00	107,076
1605	5011	Overtime	1.00	253.00	253
1605	5030	Retirement Contributions	1.00	14,412.00	14,412
Administration/Infrastructure					43,348,441
Maintenance Total					44,196,868
Project Delivery					
3200	2910	Scanner	1.00	1,000.00	1,000
Project Delivery Total					1,000
System & Incident Management					
0500	2910	Shredder for Risk Manager	1.00	90.00	90
Systems & Incident Management					90
0501	2910	2 Wheel Cart	1.00	63.99	64
0501	2910	Ativa CX14N Shredders	3.00	95.00	285
0501	2910	Employee Workstation (Furniture)	5.00	1,200.00	6,000
0501	2910	Fax Machine	1.00	350.00	350
0501	2910	Key Box	1.00	92.99	93
0501	2910	Magna Visual Display Board and Supplies	1.00	400.00	400
0501	2910	Managers Workstation (Furniture)	1.00	3,000.00	3,000
0501	2910	Supervisors Workstation (Furniture)	4.00	2,000.00	8,000
0501	2910	Whiteboard and Related Supplies for Manager	1.00	350.00	350
0501	2910	Whiteboard and Related Supplies for Supervisor	1.00	350.00	350
0501	2910	Workstation Desk Chairs	10.00	300.00	3,000
Roadway Customer Service					21,892
0501	2910	Air Purifier for Center Health & Safety	2.00	900.00	1,800
Roadway Customer Service					1,800
System & Incident Management Total					23,782
Toll Collection					
1400	2910	Bill Changers	7.00	3,400.00	23,800
1400	2910	Booth Stools	20.00	200.00	4,000
1400	2910	Safety Cones	350.00	15.00	5,250
Toll Collection Total					33,050
Total Operational Services					52,851,890
Total RMF Estimate					\$53,860,438

**North Texas Tollway Authority
Capital Improvement Fund Estimate Comparisons
FY 2009 to 2008**

Departments	2008	2009	2009 Estimate to 2008 Estimate	
	Estimate	Estimate	Amount	Percent
Administrative Services:				
Administration	\$583,731	\$94,571	(\$489,160)	(83.80%)
Board	-	-	-	100.00%
Business Diversity	-	67,390	67,390	100.00%
Communications/Marketing	225,000	125,000	(100,000)	(44.44%)
Finance	179,750	265,194	85,444	47.53%
Government Affairs	-	-	-	0.00%
Human Resources	-	440,577	440,577	0.00%
Internal Audit	14,541	11,250	(3,291)	(22.63%)
Legal Services	247,416	298,020	50,604	20.45%
Total Administrative Services	1,250,438	1,302,002	51,564	4.12%
Operational Services:				
Customer Service Center	-	-	-	0.00%
Information Technology	34,940,350	27,747,986	(7,192,364)	(20.58%)
Maintenance	24,501,954	15,670,037	(8,831,917)	(36.05%)
Operations	-	-	-	0.00%
Planning	-	-	-	0.00%
Project Delivery	61,900,000	81,374,784	19,474,784	31.46%
Project Evaluation	-	435,000	435,000	100.00%
System & Incident Management	173,245	-	(173,245)	(100.00%)
Toll Collection	-	776,256	776,256	100.00%
Vault	-	-	-	0.00%
Total Operational Services	121,515,549	126,004,063	4,488,514	3.69%
Grand Totals	\$122,765,987	\$127,306,065	\$4,540,078	3.70%

North Texas Tollway Authority
Fund 2500 - Capital Improvement Fund Final Estimate
Fiscal Year 2009

Deptid	Account	Description	Qty	Unit Cost	Total
Administrative Services					
Administration					
0100	5010	Salaries and Wages - Direct	1.00	72,387.00	\$72,387
0100	5030	Retirement Contributions	1.00	9,743.00	9,743
0100	5110	General Consultant Fees	1.00	12,441.00	12,441
Administration Total					94,571
Business Diversity					
3400	5010	Salaries and Wages - Direct	1.00	58,871.00	58,871
3400	5011	Overtime	1.00	595.00	595
3400	5030	Retirement Contributions	1.00	7,924.00	7,924
Business Diversity Total					67,390
Communications/Marketing					
1300	5110	General Consultant Fees	1.00	125,000.00	125,000
Communications/Marketing Total					125,000
Finance					
0200	5010	Salaries and Wages - Direct	1.00	96,948.00	96,948
0200	5030	Retirement Contributions	1.00	13,049.00	13,049
Finance					109,997
0600	5010	Salaries and Wages - Direct	1.00	33,671.00	33,671
0600	5030	Retirement Contributions	1.00	4,532.00	4,532
Accounting					38,203
1200	5010	Salaries and Wages - Direct	1.00	103,115.00	103,115
1200	5030	Retirement Contributions	1.00	13,879.00	13,879
Procurement Services					116,994
Finance Total					265,194
Human Resources					
0300	5013	Salaries and Wages - Bonus	1.00	68,961.00	68,961
0300	5014	Salaries and Wages - Comp Adj	1.00	29,555.00	29,555
0300	5033	Retirement Contribution - Bonus	1.00	9,283.00	9,283
0300	5034	Retirement Contribution - Comp Adj	1.00	3,978.00	3,978
0300	5940	Group Hospitalization	1.00	328,800.00	328,800
Human Resources Total					440,577
Internal Audit					
3100	5140	Auditing Fees	1.00	11,250.00	11,250
Internal Audit Total					11,250
Legal Services					
400	5010	Salaries and Wages - Direct	1.00	42,323.00	42,323
400	5030	Retirement Contributions	1.00	5,697.00	5,697
400	5130	Legal Fees	1.00	250,000.00	250,000
Legal Services Total					298,020
Total Administrative Services					1,302,002

North Texas Tollway Authority
Fund 2500 - Capital Improvement Fund Final Estimate
Fiscal Year 2009

Deptid	Account	Description	Qty	Unit Cost	Total
Operational Services					
Information Technologies					
0700	2910	ABRS Upgrade	1.00	200,000.00	200,000
0700	2910	ARM Enhancements	1.00	573,000.00	573,000
0700	2910	All ETC Lane Improvements	1.00	400,000.00	400,000
0700	2910	Command Center CAD	1.00	400,000.00	400,000
0700	2910	DataMart/Data Warehouse	1.00	250,000.00	250,000
0700	2910	Digital Imaging System	1.00	450,000.00	450,000
0700	2910	Disaster Recovery Non-RITE Applications	1.00	150,000.00	150,000
0700	2910	Disaster Recovery RITE Applications	1.00	500,000.00	500,000
0700	2910	Enterprise Monitoring	1.00	100,000.00	100,000
0700	2910	Executive Dashboard/Decision Support system	1.00	250,000.00	250,000
0700	2910	GIS Upgrade to ESRI SDE	1.00	150,000.00	150,000
0700	2910	GPS System Fleet Vehicles	1.00	200,000.00	200,000
0700	2910	ITS Equipment - Set C	1.00	2,000,000.00	2,000,000
0700	2910	Internet, Newsletter, Intranet Redesign	1.00	300,000.00	300,000
0700	2910	Maintenance Management System Enhancement/Improvement	1.00	700,000.00	700,000
0700	2910	PMO Software Implementation	1.00	700,000.00	700,000
0700	2910	PeopleSoft FIN Enhancements	1.00	650,000.00	650,000
0700	2910	PeopleSoft FIN Treasury Module Implementation	1.00	10,000,000.00	10,000,000
0700	2910	PeopleSoft HCM Enhancements	1.00	640,000.00	640,000
0700	2910	RITE (IH30) Managed Lanes Tolling Equipment	1.00	400,000.00	400,000
0700	2910	RITE All ETC ZipCash Software Enhancements	1.00	100,000.00	100,000
0700	2910	RITE CSC Hardware	1.00	2,000,000.00	2,000,000
0700	2910	RITE CSC Upgrade	1.00	5,000,000.00	5,000,000
0700	2910	RITE Host	1.00	500,000.00	500,000
0700	2910	RITE Statewide Interoperability	1.00	100,000.00	100,000
0700	2910	WAIWIZE Radio Implementation	1.00	250,000.00	250,000
0700	5010	Salaries and Wages - Direct	1.00	685,641.00	685,641
0700	5011	Overtime	1.00	7,058.00	7,058
0700	5030	Retirement Contributions	1.00	92,287.00	92,287
Information Technologies Total					27,747,986
Maintenance					
1601	5010	Salaries and Wages - Direct	1.00	133,559.00	133,559
1601	5011	Overtime	1.00	5,721.00	5,721
1601	5030	Retirement Contributions	1.00	17,977.00	17,977
Roadway					157,257
1602	5010	Salaries and Wages - Direct	1.00	32,208.00	32,208
1602	5011	Overtime	1.00	1,047.00	1,047
1602	5030	Retirement Contributions	1.00	4,335.00	4,335
Facilities					37,590
1603	5010	Salaries and Wages - Direct	1.00	22,262.00	22,262
1603	5011	Overtime	1.00	449.00	449
1603	5030	Retirement Contributions	1.00	2,996.00	2,996
Support Services					25,707
1604	5010	Salaries and Wages - Direct	1.00	77,317.00	77,317
1604	5011	Overtime	1.00	557.00	557
1604	5030	Retirement Contributions	1.00	10,407.00	10,407
Landscape					88,281
1605	2910	DNT/635 Maintenance Access Site	1.00	53,000.00	53,000

North Texas Tollway Authority
Fund 2500 - Capital Improvement Fund Final Estimate
Fiscal Year 2009

Deptid	Account	Description	Qty	Unit Cost	Total
1605	2910	E85 Gas Tank at Ohio Maint Facility	1.00	216,000.00	216,000
1605	2910	LLTB Sand Stockpile Improvements	1.00	810,000.00	810,000
1605	2910	Maintenance Dept Project Feasibility Estimates	1.00	200,000.00	200,000
1605	2910	PGBT Access Control Fence	1.00	528,000.00	528,000
1605	2910	PGBT EE Sand Stockpile Site Development	1.00	150,000.00	150,000
1605	2910	PGBT Weigh In Motion	1.00	158,000.00	158,000
1605	2910	Professional Services	1.00	990,000.00	990,000
1605	2910	SH 121 Maintenance Center	1.00	8,750,000.00	8,750,000
1605	2910	SH 121 Weigh In Motion	1.00	228,000.00	228,000
1605	2910	SH 121/35E Sand Stockpile	1.00	2,045,000.00	2,045,000
1605	2910	System Safety Improvements	1.00	1,200,000.00	1,200,000
1605	5010	Salaries and Wages - Direct	1.00	29,202.00	29,202
1605	5011	Overtime	1.00	69.00	69
1605	5030	Retirement Contributions	1.00	3,931.00	3,931
Administration/Infrastructure					15,361,202
Maintenance Total					15,670,037
Project Delivery					
3200	2910	AATT ETC conversion	1.00	500,000.00	500,000
3200	2910	AATT at Addison road intersection improvements	1.00	570,000.00	570,000
3200	2910	DNT Oak Lawn Improvements	1.00	450,000.00	450,000
3200	2910	DNT Segment 1 MLP 1	1.00	450,000.00	450,000
3200	2910	DNT Segment 1 Ramp Plaza ETC Conversion	1.00	6,300,000.00	6,300,000
3200	2910	DNT Segment 2 MLP 2 ETC Conversion	1.00	4,125,000.00	4,125,000
3200	2910	DNT Segment 2 Ramp Plaza ETC Conversion	1.00	8,000,000.00	8,000,000
3200	2910	DNT Segment 3 MLP 3 ETC Conversion	1.00	4,200,000.00	4,200,000
3200	2910	DNT Segment 3 Ramp Plaza ETC Conversion	1.00	800,000.00	800,000
3200	2910	DNT Segment 4 Ramp and MLP 4 ETC Conversion	1.00	13,750,000.00	13,750,000
3200	2910	MCLB ETC conversion	1.00	500,000.00	500,000
3200	2910	PGBT MLP 6 to 10 and ramps ETC conversion	1.00	12,200,000.00	12,200,000
3200	2910	PGBT widening at IH 35 to SH 75	1.00	10,600,000.00	10,600,000
3200	2910	PGBT at US 75 improvements	1.00	225,000.00	225,000
3200	5010	Salaries and Wages - Direct	1.00	419,781.00	419,781
3200	5030	Retirement Contributions	1.00	56,503.00	56,503
3200	5110	General Consultant Fees	1.00	18,228,500.00	18,228,500
Project Delivery Total					81,374,784
Project Evaluation					
3300	5120	Traffic Engineering Fees	1.00	430,000.00	430,000
3300	5190	Professional Fees	1.00	5,000.00	5,000
Project Evaluation Total					435,000
Toll Collection					
1400	5840	Temporary Contract Labor	12.00	64,688.00	776,256
Toll Collection Total					776,256
Total Operational Services					126,004,063
Total CIF Estimate					\$127,306,065

**North Texas Tollway Authority
Construction Fund Estimate Comparisons
FY 2009 to 2008**

Departments	2008	2009	2009 Estimate to 2008 Estimate	
	Estimate	Estimate	Amount	Percent
Administrative Services:				
Administration	\$43,093	\$37,829	(\$5,264)	(12.22%)
Board	-	-	-	100.00%
Business Diversity	38,662	67,390	28,728	74.31%
Communications/Marketing	121,259	87,810	(33,449)	(27.58%)
Finance	108,025	276,006	167,981	155.50%
Government Affairs	9,567	17,148	7,581	79.24%
Human Resources	-	402,951	402,951	0.00%
Internal Audit	5,385	4,500	(885)	(16.43%)
Legal Services	247,416	298,020	50,604	20.45%
Total Administrative Services	573,407	1,191,654	618,247	107.82%
Operational Services:				
Customer Service Center	-	-	-	0.00%
Information Technology	56,340	119,253	62,913	111.67%
Maintenance	-	-	-	0.00%
Operations	-	-	-	0.00%
Planning	-	-	-	0.00%
Project Delivery	458,220,692	595,671,498	137,450,806	30.00%
Project Evaluation	-	864,462	864,462	100.00%
System & Incident Management	95,009	-	(95,009)	(100.00%)
Toll Collection	-	-	-	0.00%
Vault	-	-	-	0.00%
Total Operational Services	458,372,041	596,655,213	138,283,172	30.17%
Grand Totals	\$458,945,448	\$597,846,867	\$138,901,419	30.27%

North Texas Tollway Authority
Fund 2150 - Construction Fund Final Estimate
Fiscal Year 2009

Deptid	Account	Description	Qty	Unit Costs	Total
Administrative Services					
Administration					
0100	5010	Salaries and Wages - Direct	1.00	28,955.00	\$28,955
0100	5030	Retirement Contributions	1.00	3,897.00	3,897
0100	5110	General Consultant Fees	1.00	4,977.00	4,977
Administration Total					37,829
Business Diversity					
3400	5010	Salaries and Wages - Direct	1.00	58,871.00	58,871
3400	5011	Overtime	1.00	595.00	595
3400	5030	Retirement Contributions	1.00	7,924.00	7,924
Business Diversity Total					67,390
Communications/Marketing					
1300	5010	Salaries and Wages - Direct	1.00	50,000.00	50,000
1300	5030	Retirement Contributions	1.00	6,730.00	6,730
1300	5680	Promotional Expenses	1.00	31,080.00	31,080
Communications/Marketing Total					87,810
Finance					
0200	5010	Salaries and Wages - Direct	1.00	67,568.00	67,568
0200	5030	Retirement Contributions	1.00	9,095.00	9,095
0200	5150	Trustee Fees	13.00	3,200.00	41,600
Finance					118,263
0600	5010	Salaries and Wages - Direct	1.00	35,915.00	35,915
0600	5030	Retirement Contributions	1.00	4,834.00	4,834
Accounting					40,749
1200	5010	Salaries and Wages - Direct	1.00	103,115.00	103,115
1200	5030	Retirement Contributions	1.00	13,879.00	13,879
Procurement Services					116,994
Finance Total					276,006
Government Affairs					
3000	5010	Salaries and Wages - Direct	1.00	15,114.00	15,114
3000	5030	Retirement Contributions	1.00	2,034.00	2,034
Government Affairs Total					17,148
Human Resources					
0300	5013	Salaries and Wages - Bonus	1.00	45,748.00	45,748
0300	5014	Salaries and Wages - Comp Adj	1.00	19,606.00	19,606
0300	5033	Retirement Contribution - Bonus	1.00	6,158.00	6,158
0300	5034	Retirement Contribution - Comp Adj	1.00	2,639.00	2,639
0300	5940	Group Hospitalization	1.00	328,800.00	328,800
Human Resources Total					402,951
Internal Audit					

North Texas Tollway Authority
Fund 2150 - Construction Fund Final Estimate
Fiscal Year 2009

DeptId	Account	Description	Qty	Unit Costs	Total
3100	5140	Auditing Fees	1.00	4,500.00	4,500
Internal Audit Total					4,500
Legal Services					
0400	5010	Salaries and Wages - Direct	1.00	42,323.00	42,323
0400	5030	Retirement Contributions	1.00	5,697.00	5,697
0400	5130	Legal Fees	1.00	250,000.00	250,000
Legal Services Total					298,020
Total Administrative Services					1,191,654
Operational Services					
Information Technologies					
0700	5010	Salaries and Wages - Direct	1.00	103,040.00	103,040
0700	5011	Overtime	1.00	2,344.00	2,344
0700	5030	Retirement Contributions	1.00	13,869.00	13,869
Information Technologies Total					119,253
Project Delivery					
3200	2910	Chisholm Trail	1.00	15,000,000.00	15,000,000
3200	2910	DNT Phase 3 (2005 CF)	1.00	15,000,000.00	15,000,000
3200	2910	Lewisville Lake Toll Bridge (LLTB CF)	1.00	40,000,000.00	40,000,000
3200	2910	PGBT Eastern Extension	1.00	170,000,000.00	170,000,000
3200	2910	SH 121 (SH121 CF)	1.00	210,000,000.00	210,000,000
3200	2910	SH 161	1.00	50,000,000.00	50,000,000
3200	2910	Southwest Parkway	1.00	95,000,000.00	95,000,000
3200	5010	Salaries and Wages - Direct	1.00	591,837.00	591,837
3200	5030	Retirement Contributions	1.00	79,661.00	79,661
Project Delivery Total					595,671,498
Project Evaluation					
3300	5010	Salaries and Wages - Direct	1.00	3,933.00	3,933
3300	5030	Retirement Contributions	1	529.00	529
3300	5190	Professional Fees	1.00	860,000.00	860,000
Project Evaluation Total					864,462
Total Operational Services					596,655,213
Total Construction Fund Estimate					\$597,846,867

**North Texas Tollway Authority
Feasibility Study Fund Estimate Comparisons
FY 2009 to 2008**

Departments	2008	2009	2009 Estimate to 2008 Estimate	
	Estimate	Estimate	Amount	Percent
Administrative Services:				
Administration	\$ 28,730	\$ 25,219	\$ (3,511)	(12.22%)
Board	-	-	-	100.00%
Business Diversity	19,329	33,695	14,366	74.32%
Communications/Marketing	-	32,673	32,673	100.00%
Finance	90,098	202,563	112,465	124.83%
Government Affairs	-	17,148	17,148	100.00%
Human Resources	-	418,929	418,929	0.00%
Internal Audit	3,591	3,000	(591)	(16.46%)
Legal Services	2,050,000	2,250,000	200,000	9.76%
Total Administrative Services	2,191,748	2,983,227	791,479	36.11%
Operational Services:				
Customer Service Center	-	-	-	0.00%
Information Technology	56,340	53,762	(2,578)	(4.58%)
Maintenance	-	-	-	0.00%
Operations	-	-	-	0.00%
Planning	7,577,548	-	(7,577,548)	(100.00%)
Project Delivery	250,211,783	102,503,624	(147,708,159)	(59.03%)
Project Evaluation	6,626,728	9,417,472	2,790,744	42.11%
System & Incident Management	233,240	-	(233,240)	(100.00%)
Toll Collection	-	-	-	0.00%
Vault	-	-	-	0.00%
Total Operational Services	264,705,639	111,974,858	(152,730,781)	(57.70%)
Grand Totals	266,897,387	114,958,085	(151,939,302)	(56.93%)

North Texas Tollway Authority
Fund 1300 - Feasibility Study Fund Final Estimate
Fiscal Year 2009

Deptid	Account	Description	Qty	Unit Cost	Total
Administrative Services					
Administration					
0100	5010	Salaries and Wages - Direct	1.00	19,303.00	\$19,303
0100	5030	Retirement Contributions	1.00	2,598.00	2,598
0100	5110	General Consultant Fees	1.00	3,318.00	3,318
Administration Total					25,219
Business Diversity					
3400	5010	Salaries and Wages - Direct	1.00	29,435.00	29,435
3400	5011	Overtime	1.00	298.00	298
3400	5030	Retirement Contributions	1.00	3,962.00	3,962
Business Diversity Total					33,695
Communications/Marketing					
1300	5010	Salaries and Wages - Direct	1.00	28,797.00	28,797
1300	5030	Retirement Contributions	1.00	3,876.00	3,876
Communications/Marketing Total					32,673
Finance					
0200	5010	Salaries and Wages - Direct	1.00	43,992.00	43,992
0200	5030	Retirement Contributions	1.00	5,921.00	5,921
Finance					49,913
0600	5010	Salaries and Wages - Direct	1.00	31,426.00	31,426
0600	5030	Retirement Contributions	1.00	4,230.00	4,230
Accounting					35,656
1200	5010	Salaries and Wages - Direct	1.00	103,115.00	103,115
1200	5030	Retirement Contributions	1.00	13,879.00	13,879
Procurement Services					116,994
Finance Total					202,563
Government Affairs					
3000	5010	Salaries and Wages - Direct	1.00	15,114.00	15,114
3000	5030	Retirement Contributions	1.00	2,034.00	2,034
Government Affairs Total					17,148
Human Resources					
0300	5013	Salaries and Wages - Bonus	1.00	55,605.00	55,605
0300	5014	Salaries and Wages - Comp Adj	1.00	23,831.00	23,831
0300	5033	Retirement Contribution - Bonus	1.00	7,486.00	7,486
0300	5034	Retirement Contribution - Comp Adj	1.00	3,207.00	3,207
0300	5940	Group Hospitalization	1.00	328,800.00	328,800
Human Resources Total					418,929

Internal Audit

North Texas Tollway Authority
Fund 1300 - Feasibility Study Fund Final Estimate
Fiscal Year 2009

Deptid	Account	Description	Qty	Unit Cost	Total
3100	5140	Auditing Fees	1.00	3,000.00	3,000
Internal Audit Total					3,000
Legal Services					
0400	5130	Legal Fees	1.00	2,250,000.00	2,250,000
Legal Services Total					2,250,000
Total Administrative Services					2,983,227
Operational Services					
Information Technologies					
0700	5010	Salaries and Wages - Direct	1.00	46,786.00	46,786.00
0700	5011	Overtime	1.00	679.00	679.00
0700	5030	Retirement Contributions	1.00	6,297.00	6,297.00
Information Technologies Total					53,762.00
Project Delivery					
3200	5010	Salaries and Wages - Direct	1.00	443,878.00	443,878.00
3200	5030	Retirement Contributions	1.00	59,746.00	59,746.00
3200	5110	General Consultant Fees/SH 161	1.00	2,000,000.00	2,000,000.00
3200	5110	General Consultant Fees/SH 360	1.00	7,000,000.00	7,000,000.00
3200	5110	General Consultant Fees/SH 170	1.00	7,000,000.00	7,000,000.00
3200	5110	General Consultant Fees/Trinity Parkway	1.00	66,000,000.00	66,000,000.00
3200	5110	General Consultant Fees/DNT Phase 4 & 5	1.00	20,000,000.00	20,000,000.00
Project Delivery Total					102,503,624.00
Project Evaluation					
3300	5010	Salaries and Wages - Direct	1.00	345,640.00	345,640.00
3300	5011	Overtime	1.00	309.00	309.00
3300	5030	Retirement Contributions	1.00	46,523.00	46,523.00
3300	5120	Traffic Engineering Fees	1.00	3,505,000.00	3,505,000.00
3300	5190	Professional Fees	1.00	5,520,000.00	5,520,000.00
Project Evaluation Total					9,417,472.00
Total Operational Services					111,974,858.00
Total FSF Estimate					\$114,958,085.00

DEPARTMENTAL BUDGET DETAIL

EXECUTIVE SUMMARY

Administration Department

2009 Adopted Budget

Executive Staff

- Janice D. Davis, Interim Executive Director
- Rick Herrington, Deputy Executive Director
- Kimberly Tolbert, Assistant Executive Director, Administration

Department Description

The Administration department oversees communication and implementation of directions and policies of the Board of Directors; oversees all aspects of NTTA's operations; sets the tone, values and culture of the organization; and manages communications with local, state and national transportation partners.

2009 Initiatives

- The adopted FY09 OMF budget is \$1,541,445. This represents a \$1,363,755 or 46.94% reduction from the FY08 budget. Most of this reduction was due to reorganization and moving employees that were budgeted in Administration, such as the Chief Financial Officer and the Assistant Executive Director of Operations to other departments.
- A centralized records retention and document management process has been initiated to allow efficient retrieval, storage and handling of records within the organization. The process will result in centralized offsite records storage. An existing budgeted FTE will assume the responsibilities of the Records Retention Coordinator to oversee this process.
- A new Board department (0110) has been created to more effectively monitor Board related costs and expenses. As a result, no Board costs will be included in the FY09 Administration budget. The existing Board Secretary FTE position has been removed from the Administration department and will be included in the FY09 Board department budget.
- The Administration department is partnering with IT, PMO and other departments to implement a comprehensive agenda automation process. Implementation costs for this project will be included in the FY09 budget for the IT department.
- The Administration department is spearheading a strategic planning initiative to be rolled out agency wide in FY09. An external consultant will be engaged for this process.
- The following positions have been moved from the Administration department for FY09:
 - Chief Financial Officer – moved to Finance
 - Assistant Executive Director Operations – moved to Operations
 - Executive Assistant – moved to Operations
 - Executive Assistant to the Board – moved to Board

- The following positions have been added to the Administration department since the FY08 budget:
 - Chief of Staff
 - Assistant Chief of Staff
 - Records Retention Coordinator (formerly Secretary in Administration)
 - Agenda Coordinator

Other Funds Projected expenses

- Reserve Maintenance Fund - \$94,571
- Capital Improvement Fund - \$94,571
- Construction Fund - \$37,829
- Feasibility Study Fund - \$25,219

FY 2009 Position Summary

Position	
Executive Director	1
Deputy Executive Director (DED)	1
Assistant Executive Director (AED) (formerly Chief of Staff)	1
Assistant Chief of Staff	1
Records Retention Coordinator	1
Administrative Specialist	1
Executive Assistant to DED	1
Agenda Coordinator	1
Total Full-time Positions	8

**North Texas Tollway Authority
Departmental Budget Summary Report**

Department:	Administration (0100)	OMF Budget Summary Fund 2300
Budget Year:	2009	

Acct	Name	2007 Actuals	2008 Budget	2009 Budget	Variance	Variance %
5010	Salaries and Wages-Direct	\$896,564	\$1,014,224	\$772,125	(\$242,099)	(23.87)%
5011	Overtime	\$0	\$0	\$0	\$0	0%
5012	Salaries and Wages-COLA	\$0	\$0	\$0	\$0	0%
5013	Salaries and Wages-Bonus	\$0	\$0	\$0	\$0	0%
5014	Salaries and Wages-Comp Adj.	\$0	\$0	\$0	\$0	0%
5030	Retirement Contributions	\$174,174	\$134,892	\$103,928	(\$30,964)	(22.95)%
5032	Retirement Contr.-COLA	\$0	\$0	\$0	\$0	0%
5033	Retirement Contr.-Bonus	\$0	\$0	\$0	\$0	0%
5034	Retirement Contr.-Comp. Adj.	\$0	\$0	\$0	\$0	0%
5040	Board meetings/Directors' Exp.	\$197,636	\$173,700	\$0	(\$173,700)	(100)%
5050	Travel Expenses	\$79,699	\$66,230	\$71,380	\$5,150	7.78%
5060	Employees' Training	\$7,626	\$17,600	\$3,500	(\$14,100)	(80.11)%
5110	General Consultant Fees	\$168,178	\$257,000	\$257,743	\$743	0.29%
5120	Traffic Engineering Fees	\$342,833	\$0	\$0	\$0	0%
5190	Professional Fees	\$1,177,095	\$1,163,000	\$236,068	(\$926,932)	(79.7)%
5300	Repair/Maint. Off.Furn&Equip.	\$240	\$0	\$0	\$0	0%
5420	Printing/Office Supplies	\$8,626	\$30,000	\$30,000	\$0	0%
5430	Dues & Subscriptions	\$54,391	\$40,180	\$30,325	(\$9,855)	(24.53)%
5470	Freight and Express	\$2,945	\$3,000	\$3,200	\$200	6.67%
5990	Inflation Adjustment	\$5,015	\$5,374	\$0	(\$5,374)	(100)%
	Total Expenses	\$3,115,022	\$2,905,200	\$1,508,269	(\$1,396,931)	(48.08)%

EXECUTIVE SUMMARY

Board Department

2009 Adopted Budget

NTTA Board of Directors

Paul N. Wageman, Chairman
Victor T. Vandergriff, Vice Chairman
Kenneth Barr
Gary Base
Bob Day
David R. Denison
Michael R. Nowels
Robert K. Shepard
Alan E. Sims

Executive Assistant to Board – Ruby Franklin

Department Description

The Board department monitors and provides oversight of the NTTA's annual budget process; advocates the agency's legislative agenda; reviews and monitors all activities related to the financing of projects and internal audit functions. The Board department also monitors and provides oversight for the planning, design, construction and operation of NTTA projects, including final approval of contracts over \$300,000.

2009 Initiatives

- The adopted OMF budget for FY09 is \$222,990. Budget categories include travel costs, meeting expenses, postage, printing and office supplies. (No budget amount is reflected in FY08 since this a new department)
- The Board department adopted a five year NTTA strategic plan December 17, 2008 to be implemented in FY09.
- The Board department will engage an organization development consultant to look at current organizational structure, roles and responsibilities for key positions and the various department function areas including staffing and work force management.
- The Board department will continue to support and guide the NTTA's policy development and review process.
- The Board department will play a central role in the transparency initiatives to NTTA's stakeholders.
- Using FY08 as the benchmark, a decline in special events and travel for the Board is projected for FY09.
- Expenses for board meetings including copying charges, delivery and postage is projected to increase due to inflation for FY09.
- The Board department will play a central role in the Lewisville Lake Bridge grand opening projected in FY09.
- The Board department will play a central role in the proposed ground breaking ceremonies for SH121 and Southwest Parkway.

Other Funds Projected expenses

- None

Position Summary

Position	
Executive Assistant to Board	1
Total Full-time Positions	1

**North Texas Tollway Authority
Departmental Budget Summary Report**

Department:	Board (0110)	OMF Budget Summary Fund 2300
Budget Year:	2009	

Acct	Name	2007 Actuals	2008 Budget	2009 Budget	Variance	Variance %
5010	Salaries and Wages-Direct	\$0	\$0	\$66,072	\$66,072	0%
5011	Overtime	\$0	\$0	\$0	\$0	0%
5012	Salaries and Wages-COLA	\$0	\$0	\$0	\$0	0%
5013	Salaries and Wages-Bonus	\$0	\$0	\$0	\$0	0%
5014	Salaries and Wages-Comp Adj.	\$0	\$0	\$0	\$0	0%
5030	Retirement Contributions	\$0	\$0	\$8,893	\$8,893	0%
5032	Retirement Contr.-COLA	\$0	\$0	\$0	\$0	0%
5033	Retirement Contr.-Bonus	\$0	\$0	\$0	\$0	0%
5034	Retirement Contr.-Comp. Adj.	\$0	\$0	\$0	\$0	0%
5050	Travel Expenses	\$0	\$0	\$32,425	\$32,425	0%
5051	Meeting Expenses	\$0	\$0	\$89,800	\$89,800	0%
5400	Postage	\$0	\$0	\$19,350	\$19,350	0%
5420	Printing/Office Supplies	\$0	\$0	\$6,450	\$6,450	0%
5990	Inflation Adjustment	\$0	\$0	\$0	\$0	0%
	Total Expenses	\$0	\$0	\$222,990	\$222,990	0%

EXECUTIVE SUMMARY
Business Diversity Program Department
2009 Adopted Budget

Executive Staff

- Anthony Coleman, Director

Department Description

Department works to ensure an equal opportunity bidding process for NTTA projects. Team works with internal staff as well as potential vendors to increase opportunities for businesses to work with the NTTA, with an emphasis on Disadvantaged Business Enterprises (DBEs), Women Business Enterprises (WBEs), Minority Business Enterprises (MBEs), Small Business Enterprises (SBEs) and Historically Underutilized Businesses (HUBs). The Department’s goal is to give DBEs, HUBs MBEs, SBEs and WBEs an equal opportunity to participate in NTTA procurements and to provide contractor support and outreach.

2009 Initiatives:

- The adopted Business Diversity FY09 OMF budget is \$136,495. This represents a 67.27% increase from FY08 budget.
- Created as a separate department in 2008 to provide the needed emphasis on providing an equal opportunity related to NTTA procurements.
- Move from a paper to an automated reporting process
- Create an interactive resource link (for external users relative to purchases/acquisitions and bids open

Other Funds Projected expenses

- Reserve Maintenance Fund - \$67,390
- Capital Improvement Fund - \$67,390
- Construction Fund - \$67,390
- Feasibility Study Fund - \$33,695

Position Summary

Position	
Director of Business Diversity	1
Business Diversity Manager	1
Business Diversity Liaison	2
Administrative Assistant	1
Total Full-time Positions	5

**North Texas Tollway Authority
Departmental Budget Summary Report**

Department:	Business Diversity (3400)	OMF Budget Summary Fund 2300
Budget Year:	2009	

Acct	Name	2007 Actuals	2008 Budget	2009 Budget	Variance	Variance %
5010	Salaries and Wages-Direct	\$0	\$51,185	\$88,306	\$37,121	72.52%
5011	Overtime	\$0	\$0	\$893	\$893	0%
5012	Salaries and Wages-COLA	\$0	\$0	\$0	\$0	0%
5013	Salaries and Wages-Bonus	\$0	\$0	\$0	\$0	0%
5014	Salaries and Wages-Comp Adj.	\$0	\$0	\$0	\$0	0%
5030	Retirement Contributions	\$0	\$6,808	\$11,886	\$5,078	74.59%
5032	Retirement Contr.-COLA	\$0	\$0	\$0	\$0	0%
5033	Retirement Contr.-Bonus	\$0	\$0	\$0	\$0	0%
5034	Retirement Contr.-Comp. Adj.	\$0	\$0	\$0	\$0	0%
5050	Travel Expenses	\$0	\$978	\$1,170	\$192	19.63%
5060	Employees' Training	\$0	\$3,300	\$4,450	\$1,150	34.85%
5420	Printing/Office Supplies	\$0	\$1,650	\$800	(\$850)	(51.52)%
5430	Dues & Subscriptions	\$0	\$8,775	\$8,740	(\$35)	(0.4)%
5470	Freight and Express	\$0	\$405	\$250	(\$155)	(38.27)%
5680	Promotional Expenses	\$0	\$8,230	\$20,000	\$11,770	143.01%
5990	Inflation Adjustment	\$0	\$269	\$0	(\$269)	(100)%
	Total Expenses	\$0	\$81,600	\$136,495	\$54,895	67.27%

EXECUTIVE SUMMARY

Communications and Marketing Department

2009 Adopted Budget

Executive Staff

- Kimberly Jackson, Director
- Christine Connelly, Assistant Director

Department Description

- The mission of the NTTA Communications and Marketing Department is to provide streamlined, effective and quantifiable communications to assist the NTTA in achieving its mission and supporting its strategic goals to internal and external stakeholders.
- The Communications and Marketing Department's vision is to support the NTTA in its mission as it continues to enhance mobility through responsible and innovative tolling solutions. The current communications plan focuses on five key messages: Customer, Mobility, Economy, Safety and Partnerships. The plan will be updated to reflect the Authority's new strategic plan. All NTTA communications initiatives fall within these categories.
- The department is divided into five areas that work with both internal and external audiences
 - Communications Strategy and Planning—Research and surveys, green initiative, Authority communication plan, toll rate communication plan, policies and procedures, annual report
 - Liaison departments: Administration, Government Affairs, Business Diversity, Board of Directors
 - External customer: All audiences
 - Internal Communications—Intranet, employee initiatives, employee and board of directors communications
 - Liaison departments: HR, IT
 - External customer: employees
 - Marketing and Advertising—marketing and advertising, the third party vendor program, chamber programs, small business initiative, Tag Wagon / TollTag distribution and business outreach
 - Liaison departments: CSC, Toll Collection
 - External customer: customers (existing and future), local partners, retail partners
 - Project Communications—Corridor Project Reports (CPRs), project outreach, public meetings/hearings and construction communication
 - Liaison departments: Project Delivery, Maintenance, SIM
 - External customer: Project stakeholders, business community
 - Public Information – Media relations, speaker's bureau, Web site (Internet) and eNewsletters
 - Liaison departments: Project Evaluation, Internal Audit, SIM and Finance
 - External customer: Media, general audience

2009 Initiatives

- The 2009 adopted budget is \$3,589,653. This represents a \$188,272 or 4.98% decrease from the 2008 Budget. New for 2009 are a bi-annual customer survey and a communication research assessment with key stakeholders.
- Additional resources are allocated for increased outreach to the North Texas business community as it relates to projects and economic development.
- Ongoing communications objectives will require a large degree of education and outreach with the NTTA customer and stakeholders as follows:
 - All-ETC – customer education and media outreach and construction communications;
 - NTTA branding initiative to reinforce the benefits of an NTTA toll project and to maximize capacity especially during off-peak travel;
 - Project communications – Informing customers and stakeholders of project progress including maintenance initiatives, new projects and project specific information for media and city staff (coordinated through Government Relations). New communication initiatives are planned for projects under construction such as displays and presentations for local municipalities; web pages; citizens outreach regarding construction activities etc.
 - ZipCash – Converting cash customers to TollTags and providing additional avenues to pay and obtain a TollTag.
 - Overall increase in TollTag distribution throughout the four-county region and beyond. Increased emphasis on geographic regions with planned toll roads including Tarrant and Denton counties and continued outreach in the southern sector of Dallas County.
 - Bilingual communications on all major Authority initiatives and projects including media.
 - Redesign of the NTTA Web site to improve functionality and accommodate growth.
- Reductions were made in several areas including special events (60%); logo/promotional items (65%); large sponsorships i.e. AAC (75%). The Mystery Driver program will now be budgeted under the CSC as will Third Party Vendor payments.
- Communications continues to look for efficiencies and effective communication vehicles to fulfill the Authority's mission.

Other Funds Projected expenses

- Capital Improvement Fund - \$125,000
- Construction Fund - \$87,810
- Feasibility Study Fund - \$32,673

Position Summary

Position	
Director of Communications	1
Assistant Director of Communications	1
Project Communications Manager	1
Internal Communications Manager	1
Public Information Officer	1
TollTag Marketing Specialist	1
Graphics Specialist (formerly Print Production Specialist)	1
Administrative Assistant	1
Marketing Manager	1
Marketing Coordinator	1
B to B Specialist	1
Project Communications Specialist	1
Assistant Public Information Officer	1
Communications Specialist	1
Web Content Specialist	1
Marketing Assistant (on call)	1
Total Full-time Positions	15

**North Texas Tollway Authority
Departmental Budget Summary Report**

Department:	Communications/Marketing (1300)	OMF Budget Summary Fund 2300
Budget Year:	2009	

Acct	Name	2007 Actuals	2008 Budget	2009 Budget	Variance	Variance %
5010	Salaries and Wages-Direct	\$702,601	\$891,531	\$931,093	\$39,562	4.44%
5011	Overtime	\$0	\$0	\$0	\$0	0%
5012	Salaries and Wages-COLA	\$0	\$0	\$0	\$0	0%
5013	Salaries and Wages-Bonus	\$0	\$0	\$0	\$0	0%
5014	Salaries and Wages-Comp Adj.	\$0	\$0	\$0	\$0	0%
5030	Retirement Contributions	\$95,587	\$118,578	\$125,325	\$6,747	5.69%
5032	Retirement Contr.-COLA	\$0	\$0	\$0	\$0	0%
5033	Retirement Contr.-Bonus	\$0	\$0	\$0	\$0	0%
5034	Retirement Contr.-Comp. Adj.	\$0	\$0	\$0	\$0	0%
5050	Travel Expenses	\$42,656	\$15,655	\$5,250	(\$10,405)	(66.46)%
5051	Meeting Expenses	\$0	\$1,600	\$1,500	(\$100)	(6.25)%
5060	Employees' Training	\$5,223	\$7,000	\$49,250	\$42,250	603.57%
5110	General Consultant Fees	\$0	\$0	\$0	\$0	0%
5170	Public Information Fees	\$201,869	\$200,000	\$198,000	(\$2,000)	(1)%
5190	Professional Fees	\$513,749	\$452,500	\$778,000	\$325,500	71.93%
5200	Mobile Equipment Expense	\$2,041	\$0	\$0	\$0	0%
5420	Printing/Office Supplies	\$18,919	\$14,500	\$12,500	(\$2,000)	(13.79)%
5430	Dues & Subscriptions	\$15,831	\$16,890	\$23,735	\$6,845	40.53%
5450	Materials and Supplies	\$5,902	\$22,900	\$7,000	(\$15,900)	(69.43)%
5470	Freight and Express	\$732	\$3,250	\$1,000	(\$2,250)	(69.23)%
5620	Maps & Pamphlets	\$65,371	\$243,500	\$258,000	\$14,500	5.95%
5650	Magazine & Newspaper Ad.	\$182,065	\$385,000	\$385,000	\$0	0%
5660	Television & Radio	\$137,340	\$625,000	\$625,000	\$0	0%
5670	Prints & Photographic Supplies	\$3,771	\$15,000	\$15,000	\$0	0%
5680	Promotional Expenses	\$608,417	\$733,000	\$174,000	(\$559,000)	(76.26)%
5990	Inflation Adjustment	\$2,700	\$32,021	\$0	(\$32,021)	(100)%
	Total Expenses	\$2,604,774	\$3,777,925	\$3,589,653	(\$188,272)	(4.98)%

EXECUTIVE SUMMARY

Finance Department

2009 Adopted Budget

Executive Staff:

- Ray Zies, Interim Chief Financial Officer
- Vacant, Controller

Department Description:

The purpose of the Finance Department is to contribute to the overall mission of the North Texas Tollway Authority of providing fiscally sound toll facilities by managing all financial functions of the Authority including Accounting, Budget, Cash and Debt Management, Procurement Services, Revenue Reconciliation, Shared Services and Project Evaluation.

2009 Initiatives:

- The adopted FY 09 OMF budget is \$ 2,137,355, which is an increase of \$234,755 or 12.34% over FY 2008.
- The 2009 Finance Department budget includes the Chief Financial Officer, which was moved from the Administration budget. In addition, the 2009 Budget includes, for the first time, the Controller and the Treasury Investment Manager. Both positions were hired in 2008, but were not included in the 2008 budget. In addition, two contract specialists, one document specialist and one accounts payable specialist were hired in 2008 to handle the increase in the number of contracts awarded.
- Also, the 2009 budget includes one Purchasing Specialist, two Buyer Bid Specialists, two Contract Specialists and one Document Specialist needed because of the increased number of procurements and contracts related to the various major projects undertaken by the Authority.
- In addition, the 2009 budget includes two Operations Cost Analysts.
- With the hiring of the Treasury Investment Manager we seek to maximize investment earnings for the Authority, while not compromising security and needed liquidity to meet the financial needs of the Authority.
- Explore financing alternatives to allow the Authority to undertake all essential projects, while not jeopardizing our current bond ratings.
- Review and revise all current Finance Department policies and procedures and develop any new policies and procedures needed.
- Continue developing and training Finance Department personnel to achieve and maintain a high level of professionalism within the Department.
- Review all existing software systems utilized by the Finance Department and develop a strategic approach to the use of these systems.

Other Funds Projected expenses

- Reserve Maintenance Fund - \$355,964
- Capital Improvement Fund - \$265,194
- Construction Fund - \$276,006
- Feasibility Study Fund - \$202,563

Position Summary

Position	
Chief Financial Officer	1
Controller	1
Treasury Investment Manager	1
Operations Cost Analyst	2
Administrative Assistant	1
Budget and Compliance Manager	1
Shared Services Coordinator	1
Accounting Manager	1
Accountant	4
Accounts Payable Manager	1
Accounts Payable Specialist	2
Procurement Services Manager	1
Bid Specifications Supervisor	1
Buyer Bid Specialist	3
Contract Manager	1
Contract Specialist	6
Document Specialist	1
Purchasing Supervisor	1
Purchasing Specialist	2
Revenue Reconciliation Manager	1
Revenue Reconciliation Analyst	2
Revenue Reconciliation Specialist	3
Total Full-time Positions	38

**North Texas Tollway Authority
Departmental Budget Summary Report**

Department:	FINANCE	OMF Budget Summary Fund 2300
Budget Year:	2009	

Acct	Name	2007 Actuals	2008 Budget	2009 Budget	Variance	Variance %
5010	Salaries and Wages-Direct	\$1,175,610	\$1,268,058	\$1,547,310	\$279,252	22.02%
5011	Overtime	\$822	\$1,000	\$0	(\$1,000)	(100)%
5012	Salaries and Wages-COLA	\$0	\$0	\$0	\$0	0%
5013	Salaries and Wages-Bonus	\$0	\$0	\$0	\$0	0%
5014	Salaries and Wages-Comp Adj.	\$0	\$0	\$0	\$0	0%
5030	Retirement Contributions	\$159,207	\$168,656	\$208,267	\$39,611	23.49%
5032	Retirement Contr.-COLA	\$0	\$0	\$0	\$0	0%
5033	Retirement Contr.-Bonus	\$0	\$0	\$0	\$0	0%
5034	Retirement Contr.-Comp. Adj.	\$0	\$0	\$0	\$0	0%
5050	Travel Expenses	\$8,209	\$13,315	\$15,844	\$2,529	18.99%
5060	Employees' Training	\$5,863	\$14,200	\$20,025	\$5,825	41.02%
5150	Trustee Fees	\$47,265	\$0	\$0	\$0	0%
5190	Professional Fees	\$210,722	\$35,000	\$35,000	\$0	0%
5300	Repair/Maint. Off.Furn&Equip.	\$4,210	\$0	\$0	\$0	0%
5370	Outside Maintenance Services	\$87,763	\$0	\$0	\$0	0%
5380	Rental of Equipment	\$40,707	\$81,800	\$144,000	\$62,200	76.04%
5400	Postage	\$38,584	\$94,000	\$60,000	(\$34,000)	(36.17)%
5420	Printing/Office Supplies	\$76,146	\$90,350	\$100,725	\$10,375	11.48%
5430	Dues & Subscriptions	\$8,269	\$3,744	\$5,709	\$1,965	52.48%
5470	Freight and Express	\$476	\$815	\$475	(\$340)	(41.72)%
5990	Inflation Adjustment	\$1,369	\$6,112	\$0	(\$6,112)	(100)%
	Total Expenses	\$1,865,222	\$1,777,050	\$2,137,355	\$360,305	20.28%

**North Texas Tollway Authority
Departmental Budget Summary Report**

Department:	Finance (0200)	OMF Budget Summary Fund 2300
Budget Year:	2009	

Acct	Name	2007 Actuals	2008 Budget	2009 Budget	Variance	Variance %
5010	Salaries and Wages-Direct	\$241,367	\$263,942	\$680,453	\$416,511	157.8%
5011	Overtime	\$0	\$0	\$0	\$0	0%
5012	Salaries and Wages-COLA	\$0	\$0	\$0	\$0	0%
5013	Salaries and Wages-Bonus	\$0	\$0	\$0	\$0	0%
5014	Salaries and Wages-Comp Adj.	\$0	\$0	\$0	\$0	0%
5030	Retirement Contributions	\$32,760	\$35,105	\$91,589	\$56,484	160.9%
5032	Retirement Contr.-COLA	\$0	\$0	\$0	\$0	0%
5033	Retirement Contr.-Bonus	\$0	\$0	\$0	\$0	0%
5034	Retirement Contr.-Comp. Adj.	\$0	\$0	\$0	\$0	0%
5050	Travel Expenses	\$7,491	\$8,895	\$13,377	\$4,482	50.39%
5060	Employees' Training	\$4,025	\$3,750	\$5,000	\$1,250	33.33%
5150	Trustee Fees	\$0	\$0	\$0	\$0	0%
5190	Professional Fees	(\$207)	\$20,000	\$20,000	\$0	0%
5370	Outside Maintenance Services	\$86,769	\$0	\$0	\$0	0%
5420	Printing/Office Supplies	\$3,528	\$3,350	\$3,000	(\$350)	(10.45)%
5430	Dues & Subscriptions	\$6,833	\$1,534	\$2,544	\$1,010	65.84%
5470	Freight and Express	\$476	\$815	\$300	(\$515)	(63.19)%
5990	Inflation Adjustment	\$445	\$759	\$0	(\$759)	(100)%
	Total Expenses	\$383,487	\$338,150	\$816,263	\$478,113	141.39%

**North Texas Tollway Authority
Departmental Budget Summary Report**

Department:	Accounting (0600)	OMF Budget Summary Fund 2300
Budget Year:	2009	

Acct	Name	2007 Actuals	2008 Budget	2009 Budget	Variance	Variance %
5010	Salaries and Wages-Direct	\$247,035	\$378,795	\$314,258	(\$64,537)	(17.04)%
5011	Overtime	\$772	\$1,000	\$0	(\$1,000)	(100)%
5012	Salaries and Wages-COLA	\$0	\$0	\$0	\$0	0%
5013	Salaries and Wages-Bonus	\$0	\$0	\$0	\$0	0%
5014	Salaries and Wages-Comp Adj.	\$0	\$0	\$0	\$0	0%
5030	Retirement Contributions	\$33,587	\$50,380	\$42,299	(\$8,081)	(16.04)%
5032	Retirement Contr.-COLA	\$0	\$0	\$0	\$0	0%
5033	Retirement Contr.-Bonus	\$0	\$0	\$0	\$0	0%
5034	Retirement Contr.-Comp. Adj.	\$0	\$0	\$0	\$0	0%
5050	Travel Expenses	\$684	\$2,743	\$293	(\$2,450)	(89.32)%
5060	Employees' Training	\$1,083	\$2,840	\$4,275	\$1,435	50.53%
5190	Professional Fees	\$14,313	\$0	\$0	\$0	0%
5420	Printing/Office Supplies	\$1,250	\$3,000	\$3,225	\$225	7.5%
5430	Dues & Subscriptions	\$626	\$550	\$675	\$125	22.73%
5470	Freight and Express	\$0	\$0	\$175	\$175	0%
5990	Inflation Adjustment	\$37	\$292	\$0	(\$292)	(100)%
	Total Expenses	\$299,367	\$439,600	\$365,200	(\$74,400)	(16.92)%

**North Texas Tollway Authority
Departmental Budget Summary Report**

Department:	Revenue Reconciliation (1100)	OMF Budget Summary Fund 2300
Budget Year:	2009	

Acct	Name	2007 Actuals	2008 Budget	2009 Budget	Variance	Variance %
5010	Salaries and Wages-Direct	\$318,634	\$341,622	\$248,588	(\$93,034)	(27.23)%
5011	Overtime	\$50	\$0	\$0	\$0	0%
5012	Salaries and Wages-COLA	\$0	\$0	\$0	\$0	0%
5013	Salaries and Wages-Bonus	\$0	\$0	\$0	\$0	0%
5014	Salaries and Wages-Comp Adj.	\$0	\$0	\$0	\$0	0%
5030	Retirement Contributions	\$42,814	\$45,437	\$33,460	(\$11,977)	(26.36)%
5032	Retirement Contr.-COLA	\$0	\$0	\$0	\$0	0%
5033	Retirement Contr.-Bonus	\$0	\$0	\$0	\$0	0%
5034	Retirement Contr.-Comp. Adj.	\$0	\$0	\$0	\$0	0%
5050	Travel Expenses	\$0	\$270	\$176	(\$94)	(34.81)%
5060	Employees' Training	\$410	\$3,500	\$2,000	(\$1,500)	(42.86)%
5190	Professional Fees	\$2,660	\$15,000	\$15,000	\$0	0%
5420	Printing/Office Supplies	\$1,359	\$2,500	\$2,500	\$0	0%
5990	Inflation Adjustment	\$0	\$171	\$0	(\$171)	(100)%
	Total Expenses	\$365,927	\$408,500	\$301,724	(\$106,776)	(26.14)%

**North Texas Tollway Authority
Departmental Budget Summary Report**

Department:	Procurement Services (1200)	OMF Budget Summary Fund 2300
Budget Year:	2009	

Acct	Name	2007 Actuals	2008 Budget	2009 Budget	Variance	Variance %
5010	Salaries and Wages-Direct	\$170,945	\$253,268	\$274,974	\$21,706	8.57%
5011	Overtime	\$0	\$0	\$0	\$0	0%
5012	Salaries and Wages-COLA	\$0	\$0	\$0	\$0	0%
5013	Salaries and Wages-Bonus	\$0	\$0	\$0	\$0	0%
5014	Salaries and Wages-Comp Adj.	\$0	\$0	\$0	\$0	0%
5030	Retirement Contributions	\$23,334	\$33,686	\$37,011	\$3,325	9.87%
5032	Retirement Contr.-COLA	\$0	\$0	\$0	\$0	0%
5033	Retirement Contr.-Bonus	\$0	\$0	\$0	\$0	0%
5034	Retirement Contr.-Comp. Adj.	\$0	\$0	\$0	\$0	0%
5050	Travel Expenses	\$22	\$437	\$1,705	\$1,268	290.16%
5060	Employees' Training	\$350	\$4,110	\$8,750	\$4,640	112.9%
5370	Outside Maintenance Services	\$744	\$0	\$0	\$0	0%
5420	Printing/Office Supplies	\$3,013	\$6,500	\$7,000	\$500	7.69%
5430	Dues & Subscriptions	\$810	\$1,660	\$2,490	\$830	50%
5990	Inflation Adjustment	\$42	\$639	\$0	(\$639)	(100)%
	Total Expenses	\$199,260	\$300,300	\$331,930	\$31,630	10.53%

**North Texas Tollway Authority
Departmental Budget Summary Report**

Department:	Shared Services (2400)	OMF Budget Summary Fund 2300
Budget Year:	2009	

Acct	Name	2007 Actuals	2008 Budget	2009 Budget	Variance	Variance %
5010	Salaries and Wages-Direct	\$28,747	\$30,431	\$29,037	(\$1,394)	(4.58)%
5011	Overtime	\$0	\$0	\$0	\$0	0%
5012	Salaries and Wages-COLA	\$0	\$0	\$0	\$0	0%
5013	Salaries and Wages-Bonus	\$0	\$0	\$0	\$0	0%
5014	Salaries and Wages-Comp Adj.	\$0	\$0	\$0	\$0	0%
5030	Retirement Contributions	\$3,898	\$4,048	\$3,908	(\$140)	(3.46)%
5032	Retirement Contr.-COLA	\$0	\$0	\$0	\$0	0%
5033	Retirement Contr.-Bonus	\$0	\$0	\$0	\$0	0%
5034	Retirement Contr.-Comp. Adj.	\$0	\$0	\$0	\$0	0%
5050	Travel Expenses	\$0	\$970	\$293	(\$677)	(69.79)%
5300	Repair/Maint. Off.Furn&Equip.	\$4,210	\$0	\$0	\$0	0%
5380	Rental of Equipment	\$40,707	\$81,800	\$144,000	\$62,200	76.04%
5400	Postage	\$38,584	\$94,000	\$60,000	(\$34,000)	(36.17)%
5420	Printing/Office Supplies	\$66,813	\$75,000	\$85,000	\$10,000	13.33%
5990	Inflation Adjustment	\$123	\$4,251	\$0	(\$4,251)	(100)%
	Total Expenses	\$183,082	\$290,500	\$322,238	\$31,738	10.93%

EXECUTIVE SUMMARY

Government Affairs Department

2009 Adopted Budget

Executive Staff

- Vacant, Director
- Carrie Rogers, Assistant Director

Department Description

The purpose of the Government Affairs Department is to oversee governmental relations activities, manage the image of the agency, monitor public policy, and maintain positive relationships with elected officials. This is accomplished by reviewing government notices and communications, developing and distributing newsletters, executive summaries and reports, managing the legislative process, drafting communications and presentations, working with staff, consultants and elected officials, analyzing legislation, attending meetings, and updating staff on issues. The Government Affairs Department is also responsible for implementing the legislative platform, working with other departments and representing the agency to officials and outside organizations.

2009 Initiatives

- The 2009 Government Affairs adopted OMF budget is \$583,837, a decrease of \$147,623 or 20.1% over the 2008 budget.
- There is a decrease of \$45,000 for professional fees, previously allocated as occasional professional services on an issue-specific basis.
- Other cost decreases are attributed to moving the management and dues of business and chamber organization memberships to the Communications Department.
- Government Affairs goals for 2009 include:
 - Preparation for the 81st Legislative Session
 - Enhanced ongoing outreach to local and state officials
 - Enhanced federal outreach initiatives

Other Funds Projected expenses

- Construction Fund - \$17,148
- Feasibility Study Fund - \$17,148

Position Summary

Position	
Governmental Affairs Director	1
Governmental Affairs Assistant Director	1
Administrative Assistant	1
Governmental Affairs Support (Part time)	1
Total Full-time Positions	3

**North Texas Tollway Authority
Departmental Budget Summary Report**

Department:	Government Affairs (3000)	OMF Budget Summary Fund 2300
Budget Year:	2009	

Acct	Name	2007 Actuals	2008 Budget	2009 Budget	Variance	Variance %
5010	Salaries and Wages-Direct	\$0	\$272,964	\$272,045	(\$919)	(0.34)%
5011	Overtime	\$0	\$0	\$0	\$0	0%
5012	Salaries and Wages-COLA	\$0	\$0	\$0	\$0	0%
5013	Salaries and Wages-Bonus	\$0	\$0	\$0	\$0	0%
5014	Salaries and Wages-Comp Adj.	\$0	\$0	\$0	\$0	0%
5030	Retirement Contributions	\$0	\$36,305	\$36,617	\$312	0.86%
5032	Retirement Contr.-COLA	\$0	\$0	\$0	\$0	0%
5033	Retirement Contr.-Bonus	\$0	\$0	\$0	\$0	0%
5034	Retirement Contr.-Comp. Adj.	\$0	\$0	\$0	\$0	0%
5050	Travel Expenses	\$0	\$30,720	\$35,650	\$4,930	16.05%
5051	Meeting Expenses	\$0	\$3,000	\$4,000	\$1,000	33.33%
5190	Professional Fees	\$0	\$265,000	\$220,000	(\$45,000)	(16.98)%
5420	Printing/Office Supplies	\$0	\$3,000	\$5,000	\$2,000	66.67%
5430	Dues & Subscriptions	\$0	\$2,625	\$2,525	(\$100)	(3.81)%
5620	Maps & Pamphlets	\$0	\$8,000	\$8,000	\$0	0%
5680	Promotional Expenses	\$0	\$94,000	\$0	(\$94,000)	(100)%
5990	Inflation Adjustment	\$0	\$4,361	\$0	(\$4,361)	(100)%
	Total Expenses	\$0	\$719,975	\$583,837	(\$136,138)	(18.91)%

EXECUTIVE SUMMARY

Human Resources Department

2009 Adopted Budget

Executive Staff

- Nina Arias, Director
- Joni Lee, Assistant Director

Department Description:

Plan and direct strategic direction and administration of human resources management programs, compensation, benefits, payroll, recruitment and training initiatives. To effectively manage employee relation issues, maintain position classifications and pay plan; maintain, update and ensure compliance with federal, state and local laws and regulations as well as NTTA policies and procedures; administer employee benefit programs including health insurance, worker's compensation and retirement for the NTTA.

2009 Initiatives:

- The adopted FY09 OMF budget is \$10,608,270, which includes \$6,987,000 in group hospitalization insurance and \$1,684,315 in bonus and compensation adjustment for Authority. Previously, group hospitalization insurance was included in System Incident Management. Bonus and compensation adjustment was included in each department's budget. Excluding the group hospitalization insurance and bonus and compensation adjustment, the FY 2009 is \$1,936,955, which represents a \$248,055 or 14.68% increase from the FY08 budget.
- Facilitate a Human Resources departmental assessment which will assist in the process of formulating objectives, practices, and policies to meet short and long range organizational needs and opportunities of the organization.
- Build a professional development culture where ongoing learning for all staff and management is expected and supported.
- Provide education and training to management necessary to support the strategic planning process.
- Assist executive management with the development of high potential employees for leadership roles in the organization.
- Assist Executive Management by leading change, leading people, being results driven, possessing business acumen.
- Human Resources will partner with all NTTA departments to successfully maximize all resources in the agencies transition to an all Electronic Toll Collection System (ETC).
- Map all Human Resources processes and undertake benchmarking/best practices while creating Standard Operating Procedures (SOP) for all Human Resources functions.
- Partner with Executive Management as corporate leadership leads the ethics educational effort to obtain the highest standard of business conduct expected of NTTA employees.

- Partner with IT to implement technology based recruitment tools to expand our outreach and applicant pool and to further recruitment efforts.
- Evaluate current company benefits program and performance evaluation program and process.
- Lower performance deficiencies by providing training and knowledge on managing, coaching and mentoring employees.
- Focus on productivity improvement (efficiency and effectiveness)

Other Funds Projected expenses

- Reserve Maintenance Fund - \$329,373
- Capital Improvement Fund - \$440,577
- Construction Fund - \$402,951
- Feasibility Study Fund - \$418,929

Position Summary

Position	
Director	1
Assistant Director	1
Compensation & Benefits Manager	1
HRIS Analyst	1
Senior Benefits Coordinator	1
Training Manager	1
Senior HR Coordinator	2
Lead Recruiter	1
Senior Payroll Coordinator	1
Administrative Assistant	1
Payroll Specialist	1
Benefits Coordinator	1
Recruiter	1
Receptionist	1
Intern	-
Total Full-time Positions	15

**North Texas Tollway Authority
Departmental Budget Summary Report**

Department:	Human Resources (0300)	OMF Budget Summary Fund 2300
Budget Year:	2009	

Acct	Name	2007 Actuals	2008 Budget	2009 Budget	Variance	Variance %
5010	Salaries and Wages-Direct	\$791,328	\$877,520	\$942,206	\$64,686	7.37%
5011	Overtime	\$3,147	\$2,850	\$2,850	\$0	0%
5013	Salaries and Wages-Bonus	\$0	\$0	\$1,179,021	\$1,179,021	0%
5014	Salaries and Wages-Comp Adj.	\$0	\$0	\$505,294	\$505,294	0%
5020	Salaries and Wages-Internship	\$0	\$42,000	\$35,040	(\$6,960)	(16.57)%
5030	Retirement Contributions	\$107,751	\$122,855	\$126,821	\$3,966	3.23%
5031	Retirement Contr.-Internship	\$0	\$0	\$1,402	\$1,402	0%
5033	Retirement Contr.-Bonus	\$0	\$0	\$158,696	\$158,696	0%
5034	Retirement Contr.-Comp. Adj.	\$0	\$0	\$68,013	\$68,013	0%
5050	Travel Expenses	\$5,331	\$10,053	\$8,274	(\$1,779)	(17.7)%
5051	Meeting Expenses	\$2,043	\$1,500	\$1,500	\$0	0%
5060	Employees' Training	\$55,465	\$160,000	\$130,000	(\$30,000)	(18.75)%
5070	Relocation of Personnel	\$8,301	\$40,000	\$40,000	\$0	0%
5090	TX Unemploy. Comp.Payments	\$38,843	\$100,000	\$100,000	\$0	0%
5160	Tuition Reimbursement	\$31,844	\$45,000	\$40,000	(\$5,000)	(11.11)%
5190	Professional Fees	\$82,305	\$180,000	\$156,000	(\$24,000)	(13.33)%
5300	Repair/Maint. Off.Furn&Equip.	\$348	\$0	\$0	\$0	0%
5370	Outside Maintenance Services	\$194,956	\$0	\$400	\$400	0%
5380	Rental of Equipment	\$1,093	\$0	\$0	\$0	0%
5420	Printing/Office Supplies	\$9,679	\$4,424	\$4,424	\$0	0%
5430	Dues & Subscriptions	\$3,398	\$6,800	\$5,259	(\$1,541)	(22.66)%
5440	Recruitment	\$34,529	\$90,000	\$90,000	\$0	0%
5470	Freight and Express	\$415	\$700	\$700	\$0	0%
5840	Temporary Contract Labor	\$0	\$0	\$25,000	\$25,000	0%
5940	Group Hospitalization	\$0	\$0	\$6,987,000	\$6,987,000	0%
5950	Workers' Comp. & Emprls. Liab.	\$0	\$0	\$0	\$0	0%
5981	Employee Benefits Liability	\$0	\$0	\$370	\$370	0%
5990	Inflation Adjustment	\$1,797	\$5,198	\$0	(\$5,198)	(100)%
	Total Expenses	\$1,372,573	\$1,688,900	\$10,608,270	\$8,919,370	528.12%

EXECUTIVE SUMMARY

Internal Audit Department

2009 Adopted Budget

Executive Staff

- Magdalena Kovats, Director

Department Description

The mission of the Internal Audit Department (Internal Audit) is to provide independent, objective assurance and consulting services designed to add value and improve the Authority's operations. It helps the Authority accomplish its objectives by bringing a systematic, disciplined approach to evaluate and improve the effectiveness of risk management, control, and governance processes related to all areas of the Authority, including but not necessarily limited to operational, financial, compliance and information systems/technology.

2009 Initiatives

- The FY 09 OMF adopted budget is \$1,088,963, which is an increase of \$838,063 or 334.02 % from 2008.
- The increase of \$658,438 in personnel costs is due to the addition of new positions and full year for staff hired in 2008. Originally, the department budgeted a manager and staff position. Based upon executive management and Board evaluation it was decided that a Director level position would be hired and would be responsible for assessing positions that would be required to meet the needs of the Authority. Based upon initial review by the Department Director a three year department build-put strategy was presented and approved. The additional positions for 2008 were Director, Senior, IT Auditor, Staff, and administrative assistant (the original 2008 budget was not adjusted based upon the approved Director's 2008 budget). For 2009 the planned additional positions are two IT Auditors, Senior, and two Staff.
- Expenses to support the staff including certification renewals, new certifications, continuing professional education, etc. are also included.

Other Funds Projected expenses

- Reserve Maintenance Fund - \$11,250
- Capital Improvement Fund - \$11,250
- Construction Fund - \$4,500
- Feasibility Study Fund - \$3,000

Position Summary

Position	
Director	1
Internal Audit Manager	1
Senior Internal Auditor (*)	3
Information Technology Auditor (*)	3
Internal Auditor	3
Administrative Assistant	1
Total Full-time Positions	12

* Delay in the hiring of an IT Internal Auditor and a Senior Auditor by five months

**North Texas Tollway Authority
Departmental Budget Summary Report**

Department:	Internal Audit (3100)	OMF Budget Summary Fund 2300
Budget Year:	2009	

Acct	Name	2007 Actuals	2008 Budget	2009 Budget	Variance	Variance %
5010	Salaries and Wages-Direct	\$0	\$126,720	\$785,158	\$658,438	519.6%
5011	Overtime	\$0	\$1,000	\$1,000	\$0	0%
5012	Salaries and Wages-COLA	\$0	\$0	\$0	\$0	0%
5013	Salaries and Wages-Bonus	\$0	\$0	\$0	\$0	0%
5014	Salaries and Wages-Comp Adj.	\$0	\$0	\$0	\$0	0%
5030	Retirement Contributions	\$0	\$16,855	\$105,682	\$88,827	527.01%
5032	Retirement Contr.-COLA	\$0	\$0	\$0	\$0	0%
5033	Retirement Contr.-Bonus	\$0	\$0	\$0	\$0	0%
5034	Retirement Contr.-Comp. Adj.	\$0	\$0	\$0	\$0	0%
5050	Travel Expenses	\$0	\$1,164	\$14,858	\$13,694	1,176.46%
5060	Employees' Training	\$0	\$1,900	\$26,285	\$24,385	1,283.42%
5140	Auditing Fees	\$0	\$0	\$120,000	\$120,000	0%
5190	Professional Fees	\$0	\$100,000	\$25,000	(\$75,000)	(75)%
5420	Printing/Office Supplies	\$0	\$1,500	\$5,750	\$4,250	283.33%
5430	Dues & Subscriptions	\$0	\$1,280	\$4,730	\$3,450	269.53%
5470	Freight and Express	\$0	\$0	\$500	\$500	0%
5990	Inflation Adjustment	\$0	\$481	\$0	(\$481)	(100)%
	Total Expenses	\$0	\$250,900	\$1,088,963	\$838,063	334.02%

EXECUTIVE SUMMARY
Legal Services Department
2009 Adopted Budget

Executive Staff

- Vacant, General Counsel

Department Description

The mission of the Department of Legal Services is to optimize communications with and provide legal support to and among NTTA departments; to initiate proactive legal strategies to avoid unnecessary or extensive litigation; to ensure compliance with applicable laws; to engage in innovative legal problem solving consistent with the Authority’s overall organizational goals and objectives purpose; to engage in cooperative review, drafting and discussion of legal matters with outside counsel as tasks and functions may require; and address legal concerns of the Executive Office and Board of Directors as necessitated by NTTA mission, directives and business needs.

2009 Initiatives

- The Legal Services adopted 2009 budget is \$2,042,495, which is an increase of \$179,795 or 9.65 % from 2008.
- Assist in the assessment of the needs of all departments within the Authority
- Revisit polices and procedures of the Authority

Other Funds Projected expenses

- Reserve Maintenance Fund - \$150,000
- Capital Improvement Fund - \$298,020
- Construction Fund - \$298,020
- Feasibility Study Fund - \$2,250,000

Position Summary

Position	
General Counsel	1
Paralegal	1
Administrative Assistant	1
Total Full-time Positions	3

**North Texas Tollway Authority
Departmental Budget Summary Report**

Department:	Legal Services (0400)	OMF Budget Summary Fund 2300
Budget Year:	2009	

Acct	Name	2007 Actuals	2008 Budget	2009 Budget	Variance	Variance %
5010	Salaries and Wages-Direct	\$282,556	\$174,698	\$197,506	\$22,808	13.06%
5011	Overtime	\$518	\$1,000	\$0	(\$1,000)	(100)%
5012	Salaries and Wages-COLA	\$0	\$0	\$0	\$0	0%
5013	Salaries and Wages-Bonus	\$0	\$0	\$0	\$0	0%
5014	Salaries and Wages-Comp Adj.	\$0	\$0	\$0	\$0	0%
5030	Retirement Contributions	\$38,315	\$23,236	\$26,584	\$3,348	14.41%
5032	Retirement Contr.-COLA	\$0	\$0	\$0	\$0	0%
5033	Retirement Contr.-Bonus	\$0	\$0	\$0	\$0	0%
5034	Retirement Contr.-Comp. Adj.	\$0	\$0	\$0	\$0	0%
5050	Travel Expenses	\$5,789	\$13,400	\$10,100	(\$3,300)	(24.63)%
5060	Employees' Training	\$6,185	\$1,700	\$1,000	(\$700)	(41.18)%
5130	Legal Fees	\$1,312,645	\$1,640,000	\$1,800,000	\$160,000	9.76%
5190	Professional Fees	\$39,241	\$0	\$0	\$0	0%
5420	Printing/Office Supplies	\$2,042	\$2,400	\$2,400	\$0	0%
5430	Dues & Subscriptions	\$12,803	\$4,170	\$4,405	\$235	5.64%
5470	Freight and Express	\$417	\$500	\$500	\$0	0%
5680	Promotional Expenses	\$5,162	\$1,000	\$0	(\$1,000)	(100)%
5990	Inflation Adjustment	\$334	\$596	\$0	(\$596)	(100)%
	Total Expenses	\$1,706,007	\$1,862,700	\$2,042,495	\$179,795	9.65%

EXECUTIVE SUMMARY

Customer Service Center Department

2009 Adopted Budget

Executive Staff

- John Bannerman, Director
- Clarence Moore, Assistant Director

Department Description

The goal of the Customer Service Center (CSC) is to deliver world class service that promotes the NTTA's vision of building and maintaining a loyal, satisfied, and informed NTTA customer in an effective, efficient and friendly manner and in an exceptionally fun environment.

The CSC accomplishes this goal as it manages customer contacts and provides account administration for the Tag Store, ZipCash and Violation Enforcement processes. The CSC also supports DFW/HCTRA and 3rd Party Parking interoperability as well as manages and maintains the TollTag Inventory Management System (TIMS).

2009 Initiatives

- The 2009 adopted budget is \$20,442,174. This represents a \$5,179,674 or 33.9% increase from the 2008 Budget.
- With the further development of the all Electronic Tolling Collection (ETC) initiative and increased customer contacts, CSC has forecasted the increase in transactions and the staff needed to support our service level objectives:
- Public Information – Media relations, speaker's bureau, Web site (Internet), eNewsletters.
 - 99.98% forecasted increase in total CSC contacts
 - 23% TollTag growth based on Marketing number
 - 15% increase in CSC efficiencies
 - 39% increase in salary and wages to meet business needs and service level commitments

Other initiatives will include: A Collection Plan, Internal and External Customer Experience, Service Culture and Employee Development

- Collection Plan
 - Enhance the collection process by identifying the key performance indicators, reporting the process and identify mechanisms that ensure success when adjustments or strategies need to be changed. Areas of focus include:
 - Court Backlog
 - Recruiting and Hiring (Collections background) and (Motivational fit)
 - Skip Tracing/Scrubbing
 - Reporting Capability/Financials (Receivables tracking)
 - 30,60,90 day reporting

- Succession Planning
 - Continue implementation of Leadership In Training (LIT) program. This program helps identify high potential candidates of the future. Implement at every level of the department.
 - Identify training curricula by position to ensure that each level of the organization to continue and improve their skills
 - Develop recognition programs that reward employee with abilities to learn new skills.
- TSA Performance Requirements
 - Adhere to Business Rules and Service Levels to 'exceed' established levels of service
- Outsourcing of Violation Invoice, ZipCash Invoice printing and payment processing
 - As a result of continuing support of SH121 and all ETC transition of PGBT, ZipCash and Violation invoicing will significantly increase. After careful analysis of each function required to invoice our customers, several areas can be effectively outsourced, resulting in a cost savings to the NTTA
- Channel Migration. Shift 5% of customer contacts from highest cost channel to lower cost channel.
 - IVR speech recognition enhancements provide easy self service options for customers.
 - LP Verification drives customers to web to update vehicle information, preventing future violation process contact.
 - Email Management System. Significantly impacts the customer experience through the email channel.
 - Leverage the voice of the customer through the Customer Driven Management application which allows us to deliver the highest amount of service at the lowest cost.
- Hiring Process - maintain a culture that attracts and retains talented people. (Attrition)
 - 2009 changes to the CSC org chart will include career progression in the areas of Quality Assurance and Quality Control, Workforce Management, and Court Administration
 - Leadership in Training. Staff development program that focuses on succession planning in all positions.
 - Toll Collection transition strategy.
- Measure success through relevant key performance indicators that are communicated and coached in an effective and timely matter.
 - Weekly / Quarterly / Annual Employee Performance Review
 - Huddles
 - Blue Pumpkin and Cisco Upgrades
 - Acquire Email Management System
 - Intranet Communications
 - Customer Driven Management employee portals

- Become the “go to” TollTag Customer Service provider for transportation needs
 - Increased TollTag conversion rate due to rate increase.
 - Sticker Tags reduces customer acquisition costs.
 - New Interoperability projects increase valued added services of TollTag.
- Continue to improve the violation and variance process.
 - New printers to improve the efficiency of invoice generation.
 - Auto dialer improves 1st phase collection process.
 - Reduce # of bad addresses with pre-invoice skip tracing.
- Revenue Initiatives
 - Collection Plan
 - Court Backlog
 - 30,60,90 day reporting
 - Recruiting and Hiring
 - Collections Background
 - Motivational Fit
 - Skip Tracing/Address Scrubbing
 - Reporting Capability/Financials
 - Receivables Tracking
 - Service Provider
 - Back Office Support/Customer Service for TSA, Managed Lanes, etc...
- Interoperability with Mobility Partners
 - Develop KPI’s, benchmarks, and measurable metrics to track, report, and improve the processes.

Other Funds Projected expenses

- Reserve Maintenance Fund - \$5,086,608

Position Summary

Position	
Director of Customer Service Center	1
Assistant Director of Customer Service Center	1
Quality Control Manager	1
Call Center Manager	1
Collection Manager	1
Support Services Manager	1
Customer Center Manager	1
Training Coordinator	1
Customer Service Team Leaders	15
Senior Customer Service Specialist	15
Customer Service Specialist	151
Customer Service Specialist - Bilingual	27
Workforce Manager	1
Customer Service Court Coordinator	2
Administrative Technician	1
Receptionist	1
Mail Clerk	2
Administrative Assistant	1
Customer Service Specialist (on-call & part-time)	15
Total Full-time Positions	224

**North Texas Tollway Authority
Departmental Budget Summary Report**

Department:	Customer Service Center (2900)	OMF Budget Summary Fund 2300
Budget Year:	2009	

Acct	Name	2007 Actuals	2008 Budget	2009 Budget	Variance	Variance %
5010	Salaries and Wages-Direct	\$3,875,772	\$5,316,909	\$7,548,012	\$2,231,103	41.96%
5011	Overtime	\$59,219	\$4,000	\$126,000	\$122,000	3,050%
5012	Salaries and Wages-COLA	\$0	\$0	\$0	\$0	0%
5013	Salaries and Wages-Bonus	\$0	\$0	\$0	\$0	0%
5014	Salaries and Wages-Comp Adj.	\$0	\$0	\$0	\$0	0%
5030	Retirement Contributions	\$531,521	\$707,150	\$1,015,962	\$308,812	43.67%
5032	Retirement Contr.-COLA	\$0	\$0	\$0	\$0	0%
5033	Retirement Contr.-Bonus	\$0	\$0	\$0	\$0	0%
5034	Retirement Contr.-Comp. Adj.	\$0	\$0	\$0	\$0	0%
5050	Travel Expenses	\$28,892	\$8,950	\$3,850	(\$5,100)	(56.98)%
5051	Meeting Expenses	\$5,246	\$12,876	\$18,116	\$5,240	40.7%
5060	Employees' Training	\$7,628	\$18,550	\$27,420	\$8,870	47.82%
5080	Uniforms	\$4,897	\$9,744	\$12,150	\$2,406	24.69%
5190	Professional Fees	\$976,230	\$733,523	\$2,706,092	\$1,972,569	268.92%
5200	Mobile Equipment Expense	\$738	\$0	\$0	\$0	0%
5370	Outside Maintenance Services	\$70,579	\$33,637	\$35,573	\$1,936	5.76%
5380	Rental of Equipment	\$14,604	\$78,618	\$98,042	\$19,424	24.71%
5390	Rent	\$97,264	\$203,800	\$95,800	(\$108,000)	(52.99)%
5400	Postage	\$857,675	\$2,004,760	\$1,343,682	(\$661,078)	(32.98)%
5420	Printing/Office Supplies	\$134,574	\$689,417	\$799,843	\$110,426	16.02%
5430	Dues & Subscriptions	\$770	\$2,560	\$2,180	(\$380)	(14.84)%
5450	Materials and Supplies	\$85,810	\$54,170	\$21,247	(\$32,923)	(60.78)%
5470	Freight and Express	\$87	\$1,050	\$1,050	\$0	0%
5550	Newspaper Notices	\$0	\$0	\$12,800	\$12,800	0%
5560	Credit Card Fees	\$4,635,111	\$5,334,424	\$6,574,355	\$1,239,931	23.24%
5650	Magazine & Newspaper Ad.	\$0	\$2,300	\$0	(\$2,300)	(100)%
5840	Temporary Contract Labor	\$0	\$25,000	\$0	(\$25,000)	(100)%
5990	Inflation Adjustment	\$48	\$21,062	\$0	(\$21,062)	(100)%
	Total Expenses	\$11,386,665	\$15,262,500	\$20,442,174	\$5,179,674	33.94%

EXECUTIVE SUMMARY

Information Technology

2009 Adopted Budget

Executive Staff

- Dave Pounds, Director
- Paul Hejl, Assistant Director
- Barry Weems, Assistant Director

Department Description:

The purpose of the Information Technology Department is to install, integrate, manage, maintain and support hardware, software, telecommunications, and network functions for the NTTA. We promote the NTTA's use of high quality, reliable, and secure technological solutions by providing innovative business and tolling systems of exceptional value while enthusiastically contributing to the NTTA's customer service vision, encouraging a collaborative working environment, and operating the department in a business-like manner.

2009 Initiatives

- The adopted FY09 OMF budget is \$10,021,724, which is an increase from the FY 08 budget of \$676,224 or 7.24%.
- Implementation of the 'three legged' stool concept – Roadway Systems, Enterprise Applications, and Network Operation and Support. In order to do this, the following budget actions are included in the 2009 Budget:
 - Additional personnel in the Roadway Group: 8 personnel: 1 – Assistant Director for Roadway Systems, 1 – Manager of Parking Operations, and 6 – Roadway Technicians (3 for Roadway Group and 3 for Parking Operations) – The Assistant Director for Roadway Systems will be faced with significant workloads as the NTTA expands parking operations at DFW Airport and Dallas Love Field. These services are reimbursed by the Airports receiving the services. Also, the opening of Segment 3 of SH 121, conversion to All Electronic Toll Collection on PGBT and DNT, opening of Lewisville Lake Toll Bridge, and the continued maintenance of all Roadway Systems assets will require additional personnel at the manager level and support technician level. Additionally, any managed lane projects in which the NTTA is involved, such as IH 30, IH 635 and North Tarrant Express will require the involvement of the Roadway Systems Group.
 - Establishment of the Enterprise Applications Group: 5 additional personnel: 1 – Manager of RITE Applications, 1 – RITE Analyst, 3 Enterprise Support Analysts – The applications managed by this group are the core of business processes within the NTTA. In order to provide the appropriate level of support to these enterprise applications, we are proposing to split the Applications Group into two parts, separated into RITE and non-RITE applications. The RITE Applications Manager would also be responsible for the on-site support team from ETCC. The non-RITE manager, or Enterprise Applications Manager, would be responsible for the Microsoft SQL Server database support required for PeopleSoft, Meridian Proliance, CapitalSoft (for now), and future systems being converted such as Hansen and GIS.

- Establishment of the Network Operations and Support Group: 2 additional personnel: 2 – Helpdesk Technicians – Headed by the existing Assistant Director for IT, this group is responsible for implementing and maintaining the hardware, network infrastructure and software tools necessary to provide the appropriate framework in which the other two groups will operate successfully. The MIS Manager and his staff will be responsible for all server hardware, plus network file and print services. The new Network and Storage Manager and his/her staff will be responsible for managing the fiber and copper network plus the SAN fabric and storage devices. The Helpdesk staff will also be part of this group. Additional staff positions are being requested for the Helpdesk to provide support to the growing number of computer users in the NTTA, predominantly in the Customer Service Center and the Project Management Office (PMO).
- Eliminate vulnerabilities in key areas where all resources associated with those areas are consultants (4 positions added for conversion of consultants: 1 – Manager of Network and Storage, 1 – Senior Network Analyst, 1 – GIS Manager, and 1 Senior Web Developer – We have identified long-term staff functions that are being performed exclusively by consultants. These processes include network management, storage management, and data management (backup processes), Geographical Information Systems (GIS), and web application development. In order to reduce the vulnerabilities, we propose to establish NTTA positions to be responsible for these processes. Specifically, in this budget, we are adding four NTTA employee positions in 2009 whose duties are currently being performed by consultants. We will continue to evaluate other positions for possible conversion in 2010.
- Key Projects for 2009:
 - 121 Tollway - Segments 1 and 2 were opened under NTTA control by September 2008; Segment 3 will open in late 2009. This will increase our maintenance of tolling systems significantly. Also, the Intelligent Transportation System (ITS) assets will expand as we deploy along the entire 121 corridor.
 - All ETC Conversion – The majority of the All ETC Conversion will take place in 2009. With the elimination of cash collection, the maintenance of electronic toll collecting systems will be critical to the success of the NTTA.
 - Customer Service Center software upgrade – The RITE system and associated components such as SCIP and ICRS will be upgraded with a target date for completion of mid 2010.
 - SH 161 – Tolling of Phase 2 will begin on August 1, 2009.
 - Lewisville Lake Toll Bridge – The bridge is scheduled to open in mid 2009 and tolling operations will begin at that time.
 - DFW Airport Parking - The potential exists for the NTTA to provide DFW Airport with a complete parking solution in the near future. However, even if we don't provide the entire parking solution, we will have our AVI solution in most if not all of their entry and exit lanes – approximately 115 lanes. Airport officials have already requested that we provide full-time support resources to be on site. We are also planning to connect DFW Airport to our fiber network.
 - Intelligent Transportation Systems – Several projects will be running in 2009. This includes the completion of SH 121 and Lewisville Lake Toll Bridge ITS

elements; Set C to address DMS installation on DNT, PGBT, and 121 Tollway; planning and coordination for PGBT Eastern Extension, Southwest Parkway, Chisholm Trail, and possibly SH 161.

- Executive Dashboard – Interviews have been conducted with Executive Staff and specific KPIs have been identified for inclusion on an Executive Dashboard. A prototype dashboard is being developed. A project plan is being developed to determine the next steps. A data warehouse project will be initiated to support this executive dashboard, with an ultimate goal of creating an Executive Decision Support System.
- PeopleSoft Reimplementation - The Chief Financial Officer has requested that a reimplementation of PeopleSoft be initiated in 2009 because of numerous shortcomings in internal controls and workflows indentified. The Executive Director has identified this reimplementation as a priority project for 2009. An additional \$9,520,010 was added to the Capital Improvement Fund for the reimplementation.
- Disaster Recovery (DR) - It is essential to protect our operations with a disaster recovery site. Planning is underway at this time to put the DR site in the Electronic Transaction Consultants Corporation (ETCC) data center in Richardson. We are also planning to connect ETCC to our fiber network.
- Enterprise Project Delivery System (EPDS) - The PMO has identified the implementation of the EPDS, composed primarily at this point of Meridian’s Proliance product, and commonly referred to as the “Web-based Project Management System,” as a critical element in their success. Phase 1 of the implementation was completed in July 2008. Phase 2 is scheduled to be completed in early 2009. Phase 3 will continue in 2009. The IT Liaison to the PMO is providing project management and oversight for this implementation.

Other Funds Projected expenses

- Reserve Maintenance Fund - \$3,510,582
- Capital Improvement Fund - \$27,747,986
- Construction Fund - \$119,253
- Feasibility Study Fund - \$53,762

Position Summary

Position	
Director of Information Technology	1
Assistant Director of Technology	1
Management Systems Manager	1
Communications Administrator	1
Senior Network Administrator	1
MIS Senior Server Administrator	1
MIS Server Administrator	2
MIS Systems Lead	1
Manager Network and Storage	1
MIS System Support Technician	1

Help Desk Manager	1
Helpdesk Support Lead	1
Helpdesk Technician	6
Applications Group Manager	1
Applications Group Senior Applications Analyst	1
Applications Support Technician	1
AG-Enterprise Support Analyst	2
Manager RITE Applications	1
Applications Group Senior RITE Analyst	1
RITE Support Analyst	3
Manager GIS	1
Senior Web Developer	1
Assistant Director, Roadway Systems	1
Roadway System Manager	1
Manager Parking Projects	1
Roadway Systems Lead	2
Roadway Systems Support Technician	12
Information Security Manager	1
Security Systems Administrator	1
Administrative Assistant	1
Total Full-time Positions	51

**North Texas Tollway Authority
Departmental Budget Summary Report**

Department:	Information Technologies (0700)	OMF Budget Summary Fund 2300
Budget Year:	2009	

Acct	Name	2007 Actuals	2008 Budget	2009 Budget	Variance	Variance %
5010	Salaries and Wages-Direct	\$606,162	\$1,464,286	\$1,659,479	\$195,193	13.33%
5011	Overtime	\$25,047	\$41,430	\$26,240	(\$15,190)	(36.66)%
5012	Salaries and Wages-COLA	\$0	\$0	\$0	\$0	0%
5013	Salaries and Wages-Bonus	\$0	\$0	\$0	\$0	0%
5014	Salaries and Wages-Comp Adj.	\$0	\$0	\$0	\$0	0%
5030	Retirement Contributions	\$85,918	\$194,751	\$223,366	\$28,615	14.69%
5032	Retirement Contr.-COLA	\$0	\$0	\$0	\$0	0%
5033	Retirement Contr.-Bonus	\$0	\$0	\$0	\$0	0%
5034	Retirement Contr.-Comp. Adj.	\$0	\$0	\$0	\$0	0%
5050	Travel Expenses	\$14,124	\$23,600	\$20,965	(\$2,635)	(11.17)%
5051	Meeting Expenses	\$0	\$1,280	\$1,200	(\$80)	(6.25)%
5060	Employees' Training	\$5,691	\$40,190	\$38,500	(\$1,690)	(4.21)%
5190	Professional Fees	\$54,189	\$100,000	\$100,000	\$0	0%
5200	Mobile Equipment Expense	\$9,394	\$0	\$0	\$0	0%
5370	Outside Maintenance Services	\$6,033,414	\$5,391,996	\$5,474,904	\$82,908	1.54%
5410	Telecommunications	\$525,312	\$616,128	\$477,817	(\$138,311)	(22.45)%
5420	Printing/Office Supplies	\$122,809	\$102,000	\$149,500	\$47,500	46.57%
5430	Dues & Subscriptions	\$300	\$6,460	\$8,855	\$2,395	37.07%
5450	Materials and Supplies	\$85,196	\$54,540	\$50,765	(\$3,775)	(6.92)%
5600	Computer Software	\$685,816	\$1,283,108	\$1,790,133	\$507,025	39.52%
5990	Inflation Adjustment	\$7,199	\$25,731	\$0	(\$25,731)	(100)%
	Total Expenses	\$8,260,571	\$9,345,500	\$10,021,724	\$676,224	7.24%

EXECUTIVE SUMMARY

Maintenance Department

2009 Adopted Budget

Executive Staff

- J. C. Wood, P.E., Director
- Eric Hemphill, P.E., Assistant Director of Operations
- Victor Pavloff, P.E., Assistant Director of Infrastructure Engineering

Department Description:

Asset Management of the Dallas North Tollway, Mountain Creek Lake Toll Bridge, Addison Airport Toll Tunnel, President George Bush Turnpike, 121 Tollway, and Lake Lewisville Toll Bridge including roadways, structures, buildings, roadway illumination, signing, fencing, traffic signals, safety devices, right-of-way and authority wide responsibility for Fleet and warehousing.

2009 Initiatives:

- The adopted FY 09 OMF budget is \$22,138,967, which represents a decrease from the FY 08 budget of \$895,533 or 3.89%.
- Implement full maintenance for 121 Tollway utilizing a “Stretch Goal” philosophy of fewer FTE’s per lane mile. This will result in having 193 positions (based upon historic ratios of employees per lane mile) approved in the 2009 Budget, but only funding 173 of those positions for the first 9 months. All 193 positions would be funded for the last three months of 2009 so that the Department and NTTA leadership could fill all or part of those positions if it was determined that it was necessary.
- Continue to lead efforts to integrate a “total cost” (life-cycle) approach to the development of new projects as well as the implementation of rehabilitation or modification projects
- Continue to use the Governmental Accounting Standards Board Statement 34 Modified Approach to assess the condition and budget for maintenance of the Authority’s assets by conducting annual and special inspections, reporting on results and budgeting for deficiencies
- Continue to utilize the Maintenance Rating and Supporting Success Programs to measure and encourage quality in the operations of the Maintenance Department
- Manage RMF and CIF programs on time and under budget
- Provide roadway maintenance for the Lake Lewisville Toll Bridge
- Provide additional utility services to Lake Lewisville Toll Bridge
- Continue leadership in peer industry organizations
- Implement the maintenance performance metrics (quality and cost) resulting from the Department Strategic Plan
- Continue implementation of the results of Concrete Finishes Initiative in Maintenance Department projects and through coordination with the Project Delivery Department for new projects

- Working with the positive work zone protection research and guidance provided by the Texas Transportation Institute, implement a program to begin night operations for repair of the system's main lanes
- Continue development of a "travel index" that will allow the Authority to compare the actual service received by customers to a "desired" level
- Continue to use and train our staff on our computer maintenance management work order system to validate and improve the department's continuous improvement processes and recognition programs (MRP, Supporting Success and Crew of the Quarter) that result in lower maintenance costs
- Continue providing appropriate training (CMMS for CSR's and others who perform daily, routine data entry.) Technical and professional certifications, continuing education and training for crews and managers
- Develop and implement standardized training program for new hires and transfers to insure safety of employees new to the hazards of roadway maintenance
- Continue the development of the "weigh in motion system" for our facilities.
- Initiate the use of environmentally friendly anti-icers and de-icers into our snow and ice operations
- Implement the use of a positive protection device for the roadway crews (CalTrans' Balsi Beam and/or Mobile Barrier Trailer)
- Contribute to new project market analyses by developing a standardized approach to estimating and negotiating maintenance OMF and RMF costs
- Evaluate the removal of non-safety class roadway lighting on the system to reduce operation costs

Budget Impacts

Maintenance Department Projected Lane Mile Costs¹

	2008 OMF	2009 OMF	Difference	% Change
Roadway	\$6,648,291.96	\$6,709,924.00	\$61,632.04	1%
Facilities	\$2,083,006.36	\$1,652,931.00	-\$430,075.36	-21%
Support Services	\$1,919,818.77	\$2,249,940.00	\$330,121.23	17%
Landscape	\$233,418.11	\$114,915.00	-\$118,503.11	-51%
Operations Subtotal⁵	\$10,884,535.20	\$10,727,710.00	-\$156,825.20	-1%
Admin/Infrastructure	\$8,638,220.82	\$8,155,932.00	-\$482,288.82	-6%
Sub Total w/o Utilities	\$19,522,756.02	\$18,883,642.00	-\$639,114.02	-3%
Utilities	\$3,502,500.00	\$3,255,325.00	-\$247,175.00	-7%
Total OMF Budget	\$23,025,256.02	\$22,138,967.00	-\$886,289.02	-4%
121 Tollway Full Year Adjustment ⁴	\$1,652,205.44			
Total OMF Projected Full Year	\$24,677,461.46	\$22,138,967.00	\$2,538,494.46	-10%
Operations Lane-Miles (DNT, AATT, MCLB, 121)	425	433.00		
Operations \$/LM^{2,3}	\$29,498.21	\$24,775.31	-\$4,722.90	-16%

System Lane-miles (DNT, AATT, MCLB, 121, PGBT)	606	614		
Maint Dept Total \$/LM without Utilities	\$34,942.18	\$30,755.12	-\$4,187.06	-12%
Maint Dept Total \$/LM with Utilities	\$40,721.88	\$36,056.95	-\$4,664.93	-11%

Notes:

1. 2009 OMF as of budget dated 12/17/08
2. DNT AATT MCLB Lane Miles - 185.76
3. 121 Tollway Lane Miles - 240; LLTB - 8
4. 121 Tollway Full Year Adjustment modified the 2008 Budget to reflect a full year of 121 Tollway maintenance (only 9 months of maintenance were in 2008 Budget)
5. Only 9 months of maintenance for 121 Tollway were included in 2008 Budget
6. 2009 PGBT TRM Lane Mile Costs \$29,320 (PGBT Lane Miles 180.57)

Other Funds Projected expenses

- Reserve Maintenance Fund - \$44,196,868
- Capital Improvement Fund - \$15,670,037

Position Summary

Position	
Director	1
Assistant Director of Operations	1
Administrative Assistant	1
Assistant Director of Infrastructure Engineering	1
Design Project Engineer	1
Building Special Projects Manager	1
Roadway Special Projects Manager	1
Building Project Manager	1
Traffic Operations Engineer	1
Right of Way Manager	1
Engineering Technician	1
Administration Infrastructure	11
Roadway Maintenance Manager	2
Roadway Maintenance Supervisor	6
Sign and Fabrication Supervisor	1
Sign Specialist	1
Signing Coordinator	1
Senior Sign Specialist	1
Senior Maintenance Technician	14

Maintenance Technician	103
Lead Roadway Maintenance Technician	6
Roadway	135
Facilities Manager	1
Electrical Supervisor	2
Building Maintenance Supervisor	1
Electrical Leader	2
Lead Building Maintenance Technician	1
Electrician	5
Electrical Maintenance Technician	5
Mechanical Maintenance Technician	1
GE Building Maintenance Specialist	1
Maintenance Technician	7
Facilities	26
Maintenance Support Manager	1
Fleet Supervisor	1
Physical Assets Supervisor	1
Lead Mechanic	2
Mechanic	5
Warehouse Technician	5
CSR Maintenance	3
Support Services	18
Landscape Manager	1
Assistant Landscape Manager	1
Landscape Coordinator	1
Landscape	3
Total Full-time Positions	193

**North Texas Tollway Authority
Departmental Budget Summary Report**

Department:	MAINTENANCE	OMF Budget Summary Fund 2300
Budget Year:	2009	

Acct	Name	2007 Actuals	2008 Budget	2009 Budget	Variance	Variance %
5010	Salaries and Wages-Direct	\$3,522,065	\$6,802,471	\$6,308,475	(\$493,996)	(7.26)%
5011	Overtime	\$127,228	\$162,730	\$209,456	\$46,726	28.71%
5012	Salaries and Wages-COLA	\$0	\$0	\$0	\$0	0%
5013	Salaries and Wages-Bonus	\$0	\$0	\$0	\$0	0%
5014	Salaries and Wages-Comp Adj.	\$0	\$0	\$0	\$0	0%
5030	Retirement Contributions	\$505,338	\$909,492	\$849,120	(\$60,372)	(6.64)%
5032	Retirement Contr.-COLA	\$0	\$0	\$0	\$0	0%
5033	Retirement Contr.-Bonus	\$0	\$0	\$0	\$0	0%
5034	Retirement Contr.-Comp. Adj.	\$0	\$0	\$0	\$0	0%
5050	Travel Expenses	\$23,133	\$29,450	\$21,800	(\$7,650)	(25.98)%
5051	Meeting Expenses	\$3,469	\$12,416	\$5,684	(\$6,732)	(54.22)%
5060	Employees' Training	\$107,666	\$130,003	\$111,415	(\$18,588)	(14.3)%
5080	Uniforms	\$72,655	\$331,904	\$173,319	(\$158,585)	(47.78)%
5190	Professional Fees	\$10,565,248	\$1,760,000	\$1,141,500	(\$618,500)	(35.14)%
5200	Mobile Equipment Expense	\$383,865	\$1,042,871	\$1,464,427	\$421,556	40.42%
5300	Repair/Maint. Off.Furn&Equip.	\$245	\$16,500	\$15,000	(\$1,500)	(9.09)%
5360	Small Tools and Shop Supplies	\$5,762	\$71,716	\$51,850	(\$19,866)	(27.7)%
5370	Outside Maintenance Services	\$5,828,974	\$5,985,446	\$5,843,094	(\$142,352)	(2.38)%
5380	Rental of Equipment	\$145,440	\$75,370	\$41,175	(\$34,195)	(45.37)%
5390	Rent	\$19,572	\$240,000	\$357,000	\$117,000	48.75%
5420	Printing/Office Supplies	\$13,352	\$24,400	\$17,060	(\$7,340)	(30.08)%
5430	Dues & Subscriptions	\$3,435	\$22,465	\$13,067	(\$9,398)	(41.83)%
5450	Materials and Supplies	\$1,874,113	\$1,873,540	\$2,166,300	\$292,760	15.63%
5470	Freight and Express	\$6,989	\$2,400	\$2,400	\$0	0%
5490	Uncollectible Damage Claims	\$0	\$0	\$67,500	\$67,500	0%
5550	Newspaper Notices	\$41,842	\$26,000	\$24,000	(\$2,000)	(7.69)%
5800	Electric Service	\$1,658,202	\$2,794,055	\$2,650,150	(\$143,905)	(5.15)%
5820	Gas	\$91,497	\$161,800	\$124,175	(\$37,625)	(23.25)%
5830	Water	\$196,211	\$488,000	\$481,000	(\$7,000)	(1.43)%
5990	Inflation Adjustment	(\$2)	\$71,471	\$0	(\$71,471)	(100)%
	Total Expenses	\$25,196,299	\$23,034,500	\$22,138,967	(\$895,533)	(3.89)%

**North Texas Tollway Authority
Departmental Budget Summary Report**

Department:	Maintenance (1600)	OMF Budget Summary Fund 2300
Budget Year:	2009	

Acct	Name	2007 Actuals	2008 Budget	2009 Budget	Variance	Variance %
5010	Salaries and Wages-Direct	\$0	\$6,802,471	\$0	(\$6,802,471)	(100)%
5011	Overtime	\$0	\$162,730	\$0	(\$162,730)	(100)%
5012	Salaries and Wages-COLA	\$0	\$0	\$0	\$0	0%
5013	Salaries and Wages-Bonus	\$0	\$0	\$0	\$0	0%
5014	Salaries and Wages-Comp Adj.	\$0	\$0	\$0	\$0	0%
5030	Retirement Contributions	\$0	\$909,492	\$0	(\$909,492)	(100)%
5032	Retirement Contr.-COLA	\$0	\$0	\$0	\$0	0%
5033	Retirement Contr.-Bonus	\$0	\$0	\$0	\$0	0%
5034	Retirement Contr.-Comp. Adj.	\$0	\$0	\$0	\$0	0%
5050	Travel Expenses	\$0	\$29,450	\$0	(\$29,450)	(100)%
5051	Meeting Expenses	\$0	\$12,416	\$0	(\$12,416)	(100)%
5060	Employees' Training	\$120	\$130,003	\$0	(\$130,003)	(100)%
5080	Uniforms	\$1,569	\$331,904	\$0	(\$331,904)	(100)%
5190	Professional Fees	\$0	\$1,760,000	\$0	(\$1,760,000)	(100)%
5200	Mobile Equipment Expense	\$1,154	\$1,042,871	\$0	(\$1,042,871)	(100)%
5300	Repair/Maint. Off.Furn&Equip.	\$0	\$16,500	\$0	(\$16,500)	(100)%
5360	Small Tools and Shop Supplies	\$0	\$71,716	\$0	(\$71,716)	(100)%
5370	Outside Maintenance Services	\$0	\$5,985,446	\$0	(\$5,985,446)	(100)%
5380	Rental of Equipment	\$5	\$75,370	\$0	(\$75,370)	(100)%
5390	Rent	\$0	\$240,000	\$0	(\$240,000)	(100)%
5420	Printing/Office Supplies	\$400	\$24,400	\$0	(\$24,400)	(100)%
5430	Dues & Subscriptions	\$0	\$22,465	\$0	(\$22,465)	(100)%
5450	Materials and Supplies	\$11,196	\$1,873,540	\$0	(\$1,873,540)	(100)%
5470	Freight and Express	\$0	\$2,400	\$0	(\$2,400)	(100)%
5550	Newspaper Notices	\$0	\$26,000	\$0	(\$26,000)	(100)%
5990	Inflation Adjustment	(\$58)	\$12,826	\$0	(\$12,826)	(100)%
	Total Expenses	\$14,386	\$19,532,000	\$0	(\$19,532,000)	(100)%

**North Texas Tollway Authority
Departmental Budget Summary Report**

Department:	Roadway (1601)	OMF Budget Summary Fund 2300
Budget Year:	2009	

Acct	Name	2007 Actuals	2008 Budget	2009 Budget	Variance	Variance %
5010	Salaries and Wages-Direct	\$1,241,017	\$0	\$3,828,688	\$3,828,688	0%
5011	Overtime	\$103,190	\$0	\$164,003	\$164,003	0%
5012	Salaries and Wages-COLA	\$0	\$0	\$0	\$0	0%
5013	Salaries and Wages-Bonus	\$0	\$0	\$0	\$0	0%
5014	Salaries and Wages-Comp Adj.	\$0	\$0	\$0	\$0	0%
5030	Retirement Contributions	\$193,903	\$0	\$515,341	\$515,341	0%
5032	Retirement Contr.-COLA	\$0	\$0	\$0	\$0	0%
5033	Retirement Contr.-Bonus	\$0	\$0	\$0	\$0	0%
5034	Retirement Contr.-Comp. Adj.	\$0	\$0	\$0	\$0	0%
5050	Travel Expenses	\$1,340	\$0	\$1,500	\$1,500	0%
5060	Employees' Training	\$38,984	\$0	\$27,700	\$27,700	0%
5080	Uniforms	\$66,127	\$0	\$138,219	\$138,219	0%
5190	Professional Fees	\$7,252	\$0	\$0	\$0	0%
5200	Mobile Equipment Expense	\$72,048	\$0	\$0	\$0	0%
5360	Small Tools and Shop Supplies	\$0	\$0	\$35,000	\$35,000	0%
5370	Outside Maintenance Services	\$5,405,998	\$0	\$42,320	\$42,320	0%
5380	Rental of Equipment	\$78,799	\$0	\$0	\$0	0%
5420	Printing/Office Supplies	\$339	\$0	\$3,960	\$3,960	0%
5430	Dues & Subscriptions	\$0	\$0	\$4,943	\$4,943	0%
5450	Materials and Supplies	\$289,639	\$0	\$1,948,250	\$1,948,250	0%
5470	Freight and Express	\$5,905	\$0	\$0	\$0	0%
5990	Inflation Adjustment	(\$277)	\$0	\$0	\$0	0%
	Total Expenses	\$7,504,264	\$0	\$6,709,924	\$6,709,924	0%

**North Texas Tollway Authority
Departmental Budget Summary Report**

Department:	Facilities (1602)	OMF Budget Summary Fund 2300
Budget Year:	2009	

Acct	Name	2007 Actuals	2008 Budget	2009 Budget	Variance	Variance %
5010	Salaries and Wages-Direct	\$453,746	\$0	\$923,301	\$923,301	0%
5011	Overtime	\$2,634	\$0	\$30,017	\$30,017	0%
5012	Salaries and Wages-COLA	\$0	\$0	\$0	\$0	0%
5013	Salaries and Wages-Bonus	\$0	\$0	\$0	\$0	0%
5014	Salaries and Wages-Comp Adj.	\$0	\$0	\$0	\$0	0%
5030	Retirement Contributions	\$61,609	\$0	\$124,276	\$124,276	0%
5032	Retirement Contr.-COLA	\$0	\$0	\$0	\$0	0%
5033	Retirement Contr.-Bonus	\$0	\$0	\$0	\$0	0%
5034	Retirement Contr.-Comp. Adj.	\$0	\$0	\$0	\$0	0%
5050	Travel Expenses	\$2,619	\$0	\$0	\$0	0%
5060	Employees' Training	\$9,870	\$0	\$27,140	\$27,140	0%
5080	Uniforms	\$815	\$0	\$27,697	\$27,697	0%
5190	Professional Fees	\$3,550	\$0	\$0	\$0	0%
5200	Mobile Equipment Expense	\$9,526	\$0	\$0	\$0	0%
5360	Small Tools and Shop Supplies	\$0	\$0	\$16,850	\$16,850	0%
5370	Outside Maintenance Services	\$219,167	\$0	\$294,310	\$294,310	0%
5380	Rental of Equipment	\$13,605	\$0	\$3,000	\$3,000	0%
5420	Printing/Office Supplies	\$1,538	\$0	\$0	\$0	0%
5430	Dues & Subscriptions	\$1,668	\$0	\$1,040	\$1,040	0%
5450	Materials and Supplies	\$45,923	\$0	\$205,300	\$205,300	0%
5990	Inflation Adjustment	\$200	\$0	\$0	\$0	0%
	Total Expenses	\$926,470	\$0	\$1,652,931	\$1,652,931	0%

**North Texas Tollway Authority
Departmental Budget Summary Report**

Department:	Support Services (1603)	OMF Budget Summary Fund 2300
Budget Year:	2009	

Acct	Name	2007 Actuals	2008 Budget	2009 Budget	Variance	Variance %
5010	Salaries and Wages-Direct	\$226,775	\$0	\$638,166	\$638,166	0%
5011	Overtime	\$797	\$0	\$12,872	\$12,872	0%
5012	Salaries and Wages-COLA	\$0	\$0	\$0	\$0	0%
5013	Salaries and Wages-Bonus	\$0	\$0	\$0	\$0	0%
5014	Salaries and Wages-Comp Adj.	\$0	\$0	\$0	\$0	0%
5030	Retirement Contributions	\$31,000	\$0	\$85,897	\$85,897	0%
5032	Retirement Contr.-COLA	\$0	\$0	\$0	\$0	0%
5033	Retirement Contr.-Bonus	\$0	\$0	\$0	\$0	0%
5034	Retirement Contr.-Comp. Adj.	\$0	\$0	\$0	\$0	0%
5050	Travel Expenses	\$1,102	\$0	\$0	\$0	0%
5060	Employees' Training	\$0	\$0	\$3,000	\$3,000	0%
5080	Uniforms	\$1,490	\$0	\$7,403	\$7,403	0%
5200	Mobile Equipment Expense	\$281,350	\$0	\$1,464,427	\$1,464,427	0%
5360	Small Tools and Shop Supplies	\$685	\$0	\$0	\$0	0%
5370	Outside Maintenance Services	\$13,277	\$0	\$0	\$0	0%
5380	Rental of Equipment	\$0	\$0	\$38,175	\$38,175	0%
5420	Printing/Office Supplies	\$78	\$0	\$0	\$0	0%
5450	Materials and Supplies	\$41,502	\$0	\$0	\$0	0%
5990	Inflation Adjustment	\$0	\$0	\$0	\$0	0%
	Total Expenses	\$598,056	\$0	\$2,249,940	\$2,249,940	0%

**North Texas Tollway Authority
Departmental Budget Summary Report**

Department:	Landscape (1604)	OMF Budget Summary Fund 2300
Budget Year:	2009	

Acct	Name	2007 Actuals	2008 Budget	2009 Budget	Variance	Variance %
5010	Salaries and Wages-Direct	\$130,024	\$0	\$81,183	\$81,183	0%
5011	Overtime	\$0	\$0	\$585	\$585	0%
5012	Salaries and Wages-COLA	\$0	\$0	\$0	\$0	0%
5013	Salaries and Wages-Bonus	\$0	\$0	\$0	\$0	0%
5014	Salaries and Wages-Comp Adj.	\$0	\$0	\$0	\$0	0%
5030	Retirement Contributions	\$17,646	\$0	\$10,927	\$10,927	0%
5032	Retirement Contr.-COLA	\$0	\$0	\$0	\$0	0%
5033	Retirement Contr.-Bonus	\$0	\$0	\$0	\$0	0%
5034	Retirement Contr.-Comp. Adj.	\$0	\$0	\$0	\$0	0%
5050	Travel Expenses	\$2,095	\$0	\$3,650	\$3,650	0%
5060	Employees' Training	\$435	\$0	\$4,675	\$4,675	0%
5200	Mobile Equipment Expense	\$594	\$0	\$0	\$0	0%
5430	Dues & Subscriptions	\$405	\$0	\$1,145	\$1,145	0%
5450	Materials and Supplies	\$2,714	\$0	\$12,750	\$12,750	0%
5990	Inflation Adjustment	\$0	\$0	\$0	\$0	0%
	Total Expenses	\$153,913	\$0	\$114,915	\$114,915	0%

**North Texas Tollway Authority
Departmental Budget Summary Report**

Department:	Administration/Infrastructure (1605)	OMF Budget Summary Fund 2300
Budget Year:	2009	

Acct	Name	2007 Actuals	2008 Budget	2009 Budget	Variance	Variance %
5010	Salaries and Wages-Direct	\$617,904	\$0	\$837,137	\$837,137	0%
5011	Overtime	\$213	\$0	\$1,979	\$1,979	0%
5012	Salaries and Wages-COLA	\$0	\$0	\$0	\$0	0%
5013	Salaries and Wages-Bonus	\$0	\$0	\$0	\$0	0%
5014	Salaries and Wages-Comp Adj.	\$0	\$0	\$0	\$0	0%
5030	Retirement Contributions	\$85,762	\$0	\$112,679	\$112,679	0%
5032	Retirement Contr.-COLA	\$0	\$0	\$0	\$0	0%
5033	Retirement Contr.-Bonus	\$0	\$0	\$0	\$0	0%
5034	Retirement Contr.-Comp. Adj.	\$0	\$0	\$0	\$0	0%
5050	Travel Expenses	\$15,977	\$0	\$16,650	\$16,650	0%
5051	Meeting Expenses	\$3,469	\$0	\$5,684	\$5,684	0%
5060	Employees' Training	\$54,697	\$0	\$48,900	\$48,900	0%
5080	Uniforms	\$1,974	\$0	\$0	\$0	0%
5190	Professional Fees	\$911,659	\$0	\$1,141,500	\$1,141,500	0%
5200	Mobile Equipment Expense	\$10,077	\$0	\$0	\$0	0%
5300	Repair/Maint. Off.Furn&Equip.	\$245	\$0	\$15,000	\$15,000	0%
5370	Outside Maintenance Services	\$26,581	\$0	\$5,506,464	\$5,506,464	0%
5380	Rental of Equipment	\$6,030	\$0	\$0	\$0	0%
5390	Rent	\$0	\$0	\$357,000	\$357,000	0%
5420	Printing/Office Supplies	\$9,212	\$0	\$13,100	\$13,100	0%
5430	Dues & Subscriptions	\$1,302	\$0	\$5,939	\$5,939	0%
5450	Materials and Supplies	\$62,161	\$0	\$0	\$0	0%
5470	Freight and Express	\$1,060	\$0	\$2,400	\$2,400	0%
5490	Uncollectible Damage Claims	\$0	\$0	\$67,500	\$67,500	0%
5550	Newspaper Notices	\$11,349	\$0	\$24,000	\$24,000	0%
5990	Inflation Adjustment	\$291	\$0	\$0	\$0	0%
	Total Expenses	\$1,819,963	\$0	\$8,155,932	\$8,155,932	0%

**North Texas Tollway Authority
Departmental Budget Summary Report**

Department:	Electrical & Machanical (1606)	OMF Budget Summary Fund 2300
Budget Year:	2009	

Acct	Name	2007 Actuals	2008 Budget	2009 Budget	Variance	Variance %
5010	Salaries and Wages-Direct	\$342,350	\$0	\$0	\$0	0%
5011	Overtime	\$2,367	\$0	\$0	\$0	0%
5012	Salaries and Wages-COLA	\$0	\$0	\$0	\$0	0%
5013	Salaries and Wages-Bonus	\$0	\$0	\$0	\$0	0%
5014	Salaries and Wages-Comp Adj.	\$0	\$0	\$0	\$0	0%
5030	Retirement Contributions	\$46,326	\$0	\$0	\$0	0%
5032	Retirement Contr.-COLA	\$0	\$0	\$0	\$0	0%
5033	Retirement Contr.-Bonus	\$0	\$0	\$0	\$0	0%
5034	Retirement Contr.-Comp. Adj.	\$0	\$0	\$0	\$0	0%
5050	Travel Expenses	\$0	\$0	\$0	\$0	0%
5080	Uniforms	\$680	\$0	\$0	\$0	0%
5200	Mobile Equipment Expense	\$8,516	\$0	\$0	\$0	0%
5360	Small Tools and Shop Supplies	\$5,077	\$0	\$0	\$0	0%
5370	Outside Maintenance Services	\$7,919	\$0	\$0	\$0	0%
5380	Rental of Equipment	\$251	\$0	\$0	\$0	0%
5430	Dues & Subscriptions	\$60	\$0	\$0	\$0	0%
5450	Materials and Supplies	\$38,478	\$0	\$0	\$0	0%
5990	Inflation Adjustment	(\$258)	\$0	\$0	\$0	0%
	Total Expenses	\$451,766	\$0	\$0	\$0	0%

**North Texas Tollway Authority
Departmental Budget Summary Report**

Department:	Utilities (1900)	OMF Budget Summary Fund 2300
Budget Year:	2009	

Acct	Name	2007 Actuals	2008 Budget	2009 Budget	Variance	Variance %
5010	Salaries and Wages-Direct	\$0	\$0	\$0	\$0	0%
5011	Overtime	\$0	\$0	\$0	\$0	0%
5012	Salaries and Wages-COLA	\$0	\$0	\$0	\$0	0%
5013	Salaries and Wages-Bonus	\$0	\$0	\$0	\$0	0%
5014	Salaries and Wages-Comp Adj.	\$0	\$0	\$0	\$0	0%
5030	Retirement Contributions	\$0	\$0	\$0	\$0	0%
5032	Retirement Contr.-COLA	\$0	\$0	\$0	\$0	0%
5033	Retirement Contr.-Bonus	\$0	\$0	\$0	\$0	0%
5034	Retirement Contr.-Comp. Adj.	\$0	\$0	\$0	\$0	0%
5800	Electric Service	\$1,656,506	\$2,794,055	\$2,650,150	(\$143,905)	(5.15)%
5820	Gas	\$91,497	\$161,800	\$124,175	(\$37,625)	(23.25)%
5830	Water	\$196,211	\$488,000	\$481,000	(\$7,000)	(1.43)%
5990	Inflation Adjustment	\$0	\$58,645	\$0	(\$58,645)	(100)%
	Total Expenses	\$1,944,214	\$3,502,500	\$3,255,325	(\$247,175)	(7.06)%

EXECUTIVE SUMMARY
Operations Department
2009 Adopted Budget

Executive Staff

- Clayton Howe, Assistant Executive Director

Department Description

The purpose of the Operations Administration group is to implement directions and policies of the Board of Directors and the Executive Management Team in the operational service areas; set the tone, values and culture; oversee all aspects of the operations departments; and create an environment of trust and integrity.

2009 Initiatives

- The adopted FY 09 OMF budget is \$811,055, and includes a new position of Senior Business Analyst. These costs were included in the 2008 Administrative budget, and were moved to a stand alone group allowing inclusion in the cost per activity in the service areas and subsequent service provider agreements.
- Consultant and professional fees of \$460,000 are related to agency commitment to internal and external customers. Engaging our staff and customers to identify and deliver services and activities at a high level, which include intentional activities to provide cost efficiency and effectiveness.
- Travel and other expenses are estimated, to allow for the AED position to participate in interoperability projects within the state through Team Texas and nationally (focused on bordering states) through Alliance for Toll Interoperability. As our agency continues to work with TxDOT to negotiate Tolling Services Agreements to support the Comprehensive Development Agreements and Project valuation in our service area, these positions will provide the data and analysis support as well as participate in the negotiations. In addition to an IBTTA event, attendance at local and TxDOT-sponsored transportation meetings is anticipated.

Other Funds Projected expenses

- None

Position Summary

Position	
Assistant Executive Director	1
Senior Business Analyst *	1
Executive Assistant	1
Total Full-time Positions	3

* Delay in the hiring of Senior Business Analyst by six months

**North Texas Tollway Authority
Departmental Budget Summary Report**

Department:	Operations (0120)	OMF Budget Summary Fund 2300
Budget Year:	2009	

Acct	Name	2007 Actuals	2008 Budget	2009 Budget	Variance	Variance %
5010	Salaries and Wages-Direct	\$0	\$0	\$288,785	\$288,785	0%
5011	Overtime	\$0	\$0	\$0	\$0	0%
5012	Salaries and Wages-COLA	\$0	\$0	\$0	\$0	0%
5013	Salaries and Wages-Bonus	\$0	\$0	\$0	\$0	0%
5014	Salaries and Wages-Comp Adj.	\$0	\$0	\$0	\$0	0%
5030	Retirement Contributions	\$0	\$0	\$38,870	\$38,870	0%
5032	Retirement Contr.-COLA	\$0	\$0	\$0	\$0	0%
5033	Retirement Contr.-Bonus	\$0	\$0	\$0	\$0	0%
5034	Retirement Contr.-Comp. Adj.	\$0	\$0	\$0	\$0	0%
5050	Travel Expenses	\$0	\$0	\$18,000	\$18,000	0%
5051	Meeting Expenses	\$0	\$0	\$600	\$600	0%
5190	Professional Fees	\$0	\$0	\$460,000	\$460,000	0%
5420	Printing/Office Supplies	\$0	\$0	\$600	\$600	0%
5430	Dues & Subscriptions	\$0	\$0	\$3,000	\$3,000	0%
5470	Freight and Express	\$0	\$0	\$1,200	\$1,200	0%
5990	Inflation Adjustment	\$0	\$0	\$0	\$0	0%
	Total Expenses	\$0	\$0	\$811,055	\$811,055	0%

EXECUTIVE SUMMARY

Project Delivery Department

2009 Adopted Budget

Executive Staff

- Gerald Carrigan, Assistant Executive Director
- Elizabeth Mow, P.E., Director

Department Description

The project delivery department is responsible for planning, design and construction of toll facilities in the region. Our goals are to improve mobility and quality of life in the North Texas area through the successful delivery of regional transportation projects and the continual improvement of the component processes of planning, design and construction.

2009 Initiatives

- The adopted FY 09 OMF budget is \$60,990 which reflects an increase of \$1,600 or 2.70% from FY 2008
- Project Delivery expenses primarily consists of construction costs, engineering fees, and professional fees and personnel expenses. Four additional staff positions are budgeted for 2009 for a total of 13. Most of the activities will relate to specific projects paid from Construction Funds, Capital Improvement Funds or the Feasibility Study Fund.

Major initiatives for the year include:

- Construction of: Lewisville Lake Toll Bridge, 121 Tollway, PGBT EE, Southwest Parkway, ETC conversion and possibly SH 161 and Chisholm Trail.
- Project development of: SH 360, SH 170, Trinity Parkway, DNT Phase 4/5 and possibly SH 190 East Branch
- Implementation of the Quality Systems
- Implementation of the web-based program management system
- Implementation of improved program controls
- Implementation of centralized document control
- Implementation of improved environmental presence in Austin to improve communications with other agencies

Other Funds Projected expenses (not including construction-related costs)

- Reserve Maintenance Fund - \$1,000
- Capital Improvement Fund - \$476,284
- Construction Fund - \$671,498
- Feasibility Study Fund - \$503,624

Other Funds Projected expenses (construction-related costs, including General Consultant Fees)

- Capital Improvement Fund - \$80,898,500
- Construction Fund - \$595,000,000
- Feasibility Study Fund - \$102,000,000

Position Summary

Position	
Assistant Executive Director	1
Executive Assistant to AED	1
Director	1
Corridor Manager	1
Roadway Project Manager	1
Chief Engineer Construction	1
Senior Project Manager	1
Project Manager	2
Technical Specialist	3
Project Manager Environmental Services	1
Total Full-time Positions	13

**North Texas Tollway Authority
Departmental Budget Summary Report**

Department:	Project Delivery (3200)	OMF Budget Summary Fund 2300
Budget Year:	2009	

Acct	Name	2007 Actuals	2008 Budget	2009 Budget	Variance	Variance %
5010	Salaries and Wages-Direct	\$0	\$28,358	\$24,097	(\$4,261)	(15.03)%
5011	Overtime	\$0	\$0	\$0	\$0	0%
5012	Salaries and Wages-COLA	\$0	\$0	\$0	\$0	0%
5013	Salaries and Wages-Bonus	\$0	\$0	\$0	\$0	0%
5014	Salaries and Wages-Comp Adj.	\$0	\$0	\$0	\$0	0%
5030	Retirement Contributions	\$0	\$4,115	\$3,243	(\$872)	(21.19)%
5032	Retirement Contr.-COLA	\$0	\$0	\$0	\$0	0%
5033	Retirement Contr.-Bonus	\$0	\$0	\$0	\$0	0%
5034	Retirement Contr.-Comp. Adj.	\$0	\$0	\$0	\$0	0%
5050	Travel Expenses	\$0	\$11,000	\$12,350	\$1,350	12.27%
5060	Employees' Training	\$0	\$1,000	\$7,500	\$6,500	650%
5110	General Consultant Fees	\$0	\$0	\$0	\$0	0%
5420	Printing/Office Supplies	\$0	\$5,000	\$5,000	\$0	0%
5430	Dues & Subscriptions	\$0	\$5,000	\$6,800	\$1,800	36%
5470	Freight and Express	\$0	\$3,000	\$2,000	(\$1,000)	(33.33)%
5840	Temporary Contract Labor	\$0	\$1,000	\$0	(\$1,000)	(100)%
5990	Inflation Adjustment	\$0	\$827	\$0	(\$827)	(100)%
	Total Expenses	\$0	\$59,300	\$60,990	\$1,690	2.85%

EXECUTIVE SUMMARY

Project Evaluation Department

2009 Adopted Budget

Executive Staff

- Susan Buse, Director

Department Description

The Project Evaluation Department is responsible for assessing the value of new projects that are under consideration and to provide reliable, relevant information for timely Board actions on projects; to have fiscally sound funding available as needed to complete Board-approved projects. This department will conduct feasibility studies and market evaluations; lead project negotiations. During project development, this department will coordinate closely with the CFO and the Assistant Executive Director for Project Delivery so that they are prepared when the Board decides to finance and construct a project

2009 Adopted Budget

- The adopted FY09 OMF budget is \$985,227. This represents a \$645,927 or 190.37% increase from the FY08 budget. As most of the activities will relate to specific projects paid from the Feasibility Study Fund, only 23 percent of the personnel expense is expected to be charged to the operating budget. This will reflect general administration and other activities not directly charged to a project.
- Complete feasibility studies and related advanced planning tools:
 - Sketch level for DNT 4B/5A, managed lanes, SH 190 East Branch
 - Preliminary level for SH 360, SH 170, DNT 4A, Trinity Parkway
 - Investment grade level for SWP, CTP
- Complete funding plans for LLTB, SH 161, PGBT EE and SWP.
- Lead development of a regionally approved long-range funding plan for multiple projects.
- Develop necessary knowledge, data, process and procedures to access private equity and involvement.
- Continue analysis of the market for appropriate funding strategies; improve the capital planning model and other tools; execute funding plans as required.
- Professional fees and consultants needed to conduct the studies are paid by the Feasibility Study Fund with future reimbursement from bond proceeds when the project is financed. Related supplies and support expenses will be charged to projects as appropriate. Costs related to debt issuance are paid from bond proceeds.
- Related supplies and support expenses will be charged to projects as appropriate.
- Travel expenses charged to the operating budget were unusually high in 2008 to support the IBTTA presidency of Susan Buse and will not continue at this level in 2009.

Other Funds Projected expenses

- Capital Improvement Fund - \$435,000
- Construction Fund - \$864,462
- Feasibility Study Fund - \$9,417,472

Position Summary

Position	
Director	1
Financial Planning Manager	1
Finance Technician	1
Project Coordinator	1
Executive Assistant	1
Financial Analyst	1
Total Full-time Positions	6

**North Texas Tollway Authority
Departmental Budget Summary Report**

Department:	Project Evaluation (3300)	OMF Budget Summary Fund 2300
Budget Year:	2009	

Acct	Name	2007 Actuals	2008 Budget	2009 Budget	Variance	Variance %
5010	Salaries and Wages-Direct	\$0	\$97,532	\$104,806	\$7,274	7.46%
5011	Overtime	\$0	\$0	\$34	\$34	0%
5012	Salaries and Wages-COLA	\$0	\$0	\$0	\$0	0%
5013	Salaries and Wages-Bonus	\$0	\$0	\$0	\$0	0%
5014	Salaries and Wages-Comp Adj.	\$0	\$0	\$0	\$0	0%
5030	Retirement Contributions	\$0	\$15,153	\$14,107	(\$1,046)	(6.9)%
5032	Retirement Contr.-COLA	\$0	\$0	\$0	\$0	0%
5033	Retirement Contr.-Bonus	\$0	\$0	\$0	\$0	0%
5034	Retirement Contr.-Comp. Adj.	\$0	\$0	\$0	\$0	0%
5050	Travel Expenses	\$0	\$63,500	\$14,855	(\$48,645)	(76.61)%
5051	Meeting Expenses	\$0	\$0	\$800	\$800	0%
5060	Employees' Training	\$0	\$0	\$1,200	\$1,200	0%
5120	Traffic Engineering Fees	\$0	\$150,000	\$505,000	\$355,000	236.67%
5190	Professional Fees	\$0	\$0	\$332,000	\$332,000	0%
5420	Printing/Office Supplies	\$0	\$5,000	\$2,800	(\$2,200)	(44)%
5430	Dues & Subscriptions	\$0	\$1,750	\$1,625	(\$125)	(7.14)%
5470	Freight and Express	\$0	\$3,000	\$1,000	(\$2,000)	(66.67)%
5550	Newspaper Notices	\$0	\$0	\$6,000	\$6,000	0%
5840	Temporary Contract Labor	\$0	\$1,000	\$1,000	\$0	0%
5990	Inflation Adjustment	\$0	\$2,365	\$0	(\$2,365)	(100)%
	Total Expenses	\$0	\$339,300	\$985,227	\$645,927	190.37%

EXECUTIVE SUMMARY

System & Incident Management Department

2009 Adopted Budget

Executive Staff

- Marty Legé, Director
- David Bryson, Assistant Director

Department Description:

The purpose of the Department is to contribute to the overall mission of the North Texas Tollway Authority by providing a work and expedient traveling environment free from harm and hazard. The Department provides customers with “on the roadway” solutions to incidents and hazards using advanced technology and a highly skilled work force focused on improving mobility. This department also provides customer assistance during times of need while on the roadway through the Roadway Customer Service Unit; a courtesy patrol service being piloted on SH 121 in 2008/2009. The Department takes real-time 24-hour system knowledge of current conditions that impact customers, and relays it to them in creative and dynamic means to improve their way of life and satisfaction with the NTTA travel experience. The Department focuses on NTTA fiscal soundness through effective Risk and Safety Management Programs which strive to provide accountability and safety for everyone traveling and working on the system.

2009 Budget Initiatives:

- The adopted FY09 OMF budget is \$6,658,926. Previously, group hospitalization and Workers' Compensation insurance was included in the System Incident Management (SIM) budget. Excluding the group hospitalization and Workers' Compensation insurance from the FY 2008 budget, the FY 2009 budget increased \$57 from the FY08 budget.
- **Roadway Customer Service** – This “courtesy patrol” type team consisting of NTTA employees is being piloted in late 2008/early 2009 on the 121 Tollway. It is expected that this unit will manage 90% of all incidents; that's more than 250 calls per week to eliminate hazards. The units focus is to:
 - Facilitate the safe and rapid deployment of resources to quickly clear traffic hazards and incidents such as
 - Traffic accidents
 - Debris in the roadway
 - Stranded motorists
 - Abandoned vehicles
 - This unit is a more cost effective solution for routine incidents and will greatly enhance those services being provided by DPS by allowing them to focus on safety initiatives and major accidents.
 - This team, if piloted successfully, will be increased by 12 FTE's and 5 vehicles in 2009. Staff budgeted 8 months of salary to reflect only a partial year of service post pilot.
 - Roadway Customer Service = increase \$763,359 over 2008, +126%

- **Alarm Management** – The Authority’s Command Center uses Intelligent Transportation and Security Systems utilizing content analysis (CA) technology to provide automated alerts/alarms indicating a hazard may exist. The current systems, both security and roadway, include approximately 968 cameras, about half of which use CA and generate alarms. The rapid deployment of technology has challenged CC staff and left a gap in service regarding alarm response. To overcome this and ensure promised efficiencies are gained by the technology, a new position has been created to relieve incident management dispatch staff, CC Service Specialists, (CCSS) from handling alarms. We have converted 3 CCSS positions to the newly created CC Alarm Specialist (CCAS) and will complete hiring in October 2008. In 2009, the Authority will deploy an estimated 260 more CA cameras system wide creating approximately 432,890 alarms per year. In 2009, one more CCAS will be added to this new team. Although this is an increase in one FTE, the position is of a lower pay grade than CCSS, thereby creating a savings in total salaries compared to all four positions being at the CCSS grade.
 - Alarm Management = cost of one FTE \$34,143
- **Business Assessments** – Several areas and processes of the SIM Department are slated for assessment in late 2008 and 2009 to facilitate strategic and space planning. Funding for consultants has been earmarked for the following assessments:
 - Intelligent Transportation System Implementation Plan
 - Command Center Operations Strategic and Space Planning
 - Long Range Police Service Model Development
 - Roadway Customer Service Pilot Project Assessment & Validation
 - Business Assessments = Contracts in total not to exceed \$150,000

Other Funds Projected expenses

- Reserve Maintenance Fund - \$23,782

Position Summary

Position	
Director	1
Assistant Director	1
Facility Security Coordinator	1
Workforce Safety Manager	1
Risk Manager	1
Traffic & Emergency Mgmt Coordinator	1
Safety Coordinator	1
Administrative Assistant	1
Administration	8
Command Center Manager	1
Command Center Supervisor	5
Command Center Service Specialist	14
Command Center Alarm Specialist	4
Command Center Technician	4
Command Center	28
Insurance Coordinator (moved from Administration)	1
Insurance	1
Roadway Customer Service Manager	1
Roadway Customer Service Supervisor	3
Roadway Customer Service Specialist	22
Roadway Customer Service	26
Total Full-time Positions	63

**North Texas Tollway Authority
Departmental Budget Summary Report**

Department:	SIM	OMF Budget Summary Fund 2300
Budget Year:	2009	

Acct	Name	2007 Actuals	2008 Budget	2009 Budget	Variance	Variance %
5010	Salaries and Wages-Direct	\$1,350,897	\$2,350,440	\$2,675,228	\$324,788	13.82%
5011	Overtime	\$3,840	\$16,050	\$10,000	(\$6,050)	(37.69)%
5012	Salaries and Wages-COLA	\$0	\$0	\$0	\$0	0%
5013	Salaries and Wages-Bonus	\$0	\$0	\$0	\$0	0%
5014	Salaries and Wages-Comp Adj.	\$0	\$0	\$0	\$0	0%
5030	Retirement Contributions	\$182,428	\$314,041	\$360,086	\$46,045	14.66%
5032	Retirement Contr.-COLA	\$0	\$0	\$0	\$0	0%
5033	Retirement Contr.-Bonus	\$0	\$0	\$0	\$0	0%
5034	Retirement Contr.-Comp. Adj.	\$0	\$0	\$0	\$0	0%
5050	Travel Expenses	\$12,868	\$19,145	\$5,000	(\$14,145)	(73.88)%
5051	Meeting Expenses	\$649	\$9,460	\$100	(\$9,360)	(98.94)%
5060	Employees' Training	\$21,246	\$15,617	\$21,358	\$5,741	36.76%
5080	Uniforms	\$3,736	\$29,813	\$25,140	(\$4,673)	(15.67)%
5100	DPS Contract	\$1,396,143	\$2,556,077	\$1,934,027	(\$622,050)	(24.34)%
5101	DPS Direct Purchase	\$2,269	\$11,500	\$13,420	\$1,920	16.7%
5190	Professional Fees	\$303,936	\$202,450	\$1,301,729	\$1,099,279	542.99%
5370	Outside Maintenance Services	\$512,903	\$42,000	\$0	(\$42,000)	(100)%
5380	Rental of Equipment	\$1,838	\$500	\$0	(\$500)	(100)%
5420	Printing/Office Supplies	\$17,259	\$17,657	\$16,828	(\$829)	(4.7)%
5430	Dues & Subscriptions	\$558	\$3,137	\$3,077	(\$60)	(1.91)%
5450	Materials and Supplies	\$52,147	\$44,877	\$61,846	\$16,969	37.81%
5470	Freight and Express	\$0	\$4,475	\$8,675	\$4,200	93.85%
5780	Security Services	\$0	\$0	\$118,250	\$118,250	0%
5850	Public Officials Liability	\$53,583	\$52,271	\$0	(\$52,271)	(100)%
5860	Safety Program	\$6,055	\$36,425	\$28,597	(\$7,828)	(21.49)%
5900	Bridge Property Damage	\$343,827	\$394,047	\$50,000	(\$344,047)	(87.31)%
5930	Comprehensive General Liab.	\$98,818	\$142,109	\$0	(\$142,109)	(100)%
5940	Group Hospitalization	\$8,321,930	\$7,105,816	\$0	(\$7,105,816)	(100)%
5950	Workers' Comp. & Emprls. Liab.	\$878,535	\$881,715	\$0	(\$881,715)	(100)%
5960	Public Officials Bond	\$35,919	\$1,487	\$1,700	\$213	14.32%
5970	Auto. Liab. & Prop. Damage	\$173,058	\$202,080	\$0	(\$202,080)	(100)%
5980	Compre. Catastrophe Liab.	\$18,558	\$47,500	\$0	(\$47,500)	(100)%
5981	Employee Benefits Liability	\$0	\$355	\$0	(\$355)	(100)%
5982	Above Ground Pollution	\$0	\$2,905	\$0	(\$2,905)	(100)%
5983	Pollution Liability	\$0	\$76,731	\$450	(\$76,281)	(99.41)%
5984	Boiler & Machinery	\$0	\$11,631	\$0	(\$11,631)	(100)%

**North Texas Tollway Authority
Departmental Budget Summary Report**

Acct	Name	2007 Actuals	2008 Budget	2009 Budget	Variance	Variance %
5985	Crime	\$0	\$15,647	\$0	(\$15,647)	(100)%
5986	Outside Labor & Material	\$0	\$10,000	\$23,415	\$13,415	134.15%
5987	Internet Liability	\$0	\$0	\$0	\$0	0%
5990	Inflation Adjustment	\$1,682	\$28,442	\$0	(\$28,442)	(100)%
	Total Expenses	\$13,794,682	\$14,646,400	\$6,658,926	(\$7,987,474)	(54.54)%

**North Texas Tollway Authority
Departmental Budget Summary Report**

Department:	Systems & Incident Management (0500)	OMF Budget Summary Fund 2300
Budget Year:	2009	

Acct	Name	2007 Actuals	2008 Budget	2009 Budget	Variance	Variance %
5010	Salaries and Wages-Direct	\$556,972	\$694,853	\$572,251	(\$122,602)	(17.64)%
5011	Overtime	\$0	\$1,500	\$1,000	(\$500)	(33.33)%
5012	Salaries and Wages-COLA	\$0	\$0	\$0	\$0	0%
5013	Salaries and Wages-Bonus	\$0	\$0	\$0	\$0	0%
5014	Salaries and Wages-Comp Adj.	\$0	\$0	\$0	\$0	0%
5030	Retirement Contributions	\$74,896	\$93,847	\$77,025	(\$16,822)	(17.92)%
5032	Retirement Contr.-COLA	\$0	\$0	\$0	\$0	0%
5033	Retirement Contr.-Bonus	\$0	\$0	\$0	\$0	0%
5034	Retirement Contr.-Comp. Adj.	\$0	\$0	\$0	\$0	0%
5050	Travel Expenses	\$10,611	\$10,295	\$2,650	(\$7,645)	(74.26)%
5051	Meeting Expenses	\$12	\$5,300	\$100	(\$5,200)	(98.11)%
5060	Employees' Training	\$19,497	\$3,197	\$7,615	\$4,418	138.19%
5080	Uniforms	\$2,801	\$418	\$481	\$63	15.07%
5190	Professional Fees	\$172,500	\$19,850	\$150,000	\$130,150	655.67%
5370	Outside Maintenance Services	\$0	\$42,000	\$0	(\$42,000)	(100)%
5380	Rental of Equipment	\$0	\$500	\$0	(\$500)	(100)%
5420	Printing/Office Supplies	\$9,509	\$2,919	\$2,929	\$10	0.34%
5430	Dues & Subscriptions	\$507	\$1,590	\$160	(\$1,430)	(89.94)%
5450	Materials and Supplies	\$51,876	\$27,022	\$24,522	(\$2,500)	(9.25)%
5470	Freight and Express	\$0	\$875	\$800	(\$75)	(8.57)%
5780	Security Services	\$0	\$0	\$118,250	\$118,250	0%
5860	Safety Program	\$6,055	\$36,425	\$28,597	(\$7,828)	(21.49)%
5990	Inflation Adjustment	\$1,150	\$2,009	\$0	(\$2,009)	(100)%
	Total Expenses	\$906,386	\$942,600	\$986,380	\$43,780	4.64%

**North Texas Tollway Authority
Departmental Budget Summary Report**

Department:	Roadway Customer Service (0501)	OMF Budget Summary Fund 2300
Budget Year:	2009	

Acct	Name	2007 Actuals	2008 Budget	2009 Budget	Variance	Variance %
5010	Salaries and Wages-Direct	\$0	\$462,810	\$916,238	\$453,428	97.97%
5011	Overtime	\$0	\$11,250	\$4,000	(\$7,250)	(64.44)%
5012	Salaries and Wages-COLA	\$0	\$0	\$0	\$0	0%
5013	Salaries and Wages-Bonus	\$0	\$0	\$0	\$0	0%
5014	Salaries and Wages-Comp Adj.	\$0	\$0	\$0	\$0	0%
5030	Retirement Contributions	\$0	\$61,554	\$123,326	\$61,772	100.35%
5032	Retirement Contr.-COLA	\$0	\$0	\$0	\$0	0%
5033	Retirement Contr.-Bonus	\$0	\$0	\$0	\$0	0%
5034	Retirement Contr.-Comp. Adj.	\$0	\$0	\$0	\$0	0%
5050	Travel Expenses	\$0	\$1,500	\$0	(\$1,500)	(100)%
5051	Meeting Expenses	\$0	\$1,440	\$0	(\$1,440)	(100)%
5060	Employees' Training	\$0	\$6,620	\$10,468	\$3,848	58.13%
5080	Uniforms	\$0	\$22,738	\$23,448	\$710	3.12%
5190	Professional Fees	\$0	\$10,000	\$134,535	\$124,535	1,245.35%
5420	Printing/Office Supplies	\$0	\$2,310	\$4,330	\$2,020	87.45%
5430	Dues & Subscriptions	\$0	\$366	\$75	(\$291)	(79.51)%
5450	Materials and Supplies	\$0	\$17,170	\$36,185	\$19,015	110.75%
5470	Freight and Express	\$0	\$2,750	\$7,375	\$4,625	168.18%
5990	Inflation Adjustment	\$0	\$1,292	\$0	(\$1,292)	(100)%
	Total Expenses	\$0	\$601,800	\$1,259,980	\$658,180	109.37%

**North Texas Tollway Authority
Departmental Budget Summary Report**

Department:	Insurance (0800)	OMF Budget Summary Fund 2300
Budget Year:	2009	

Acct	Name	2007 Actuals	2008 Budget	2009 Budget	Variance	Variance %
5010	Salaries and Wages-Direct	\$0	\$0	\$44,721	\$44,721	0%
5011	Overtime	\$0	\$0	\$1,000	\$1,000	0%
5012	Salaries and Wages-COLA	\$0	\$0	\$0	\$0	0%
5013	Salaries and Wages-Bonus	\$0	\$0	\$0	\$0	0%
5014	Salaries and Wages-Comp Adj.	\$0	\$0	\$0	\$0	0%
5030	Retirement Contributions	\$0	\$0	\$6,019	\$6,019	0%
5032	Retirement Contr.-COLA	\$0	\$0	\$0	\$0	0%
5033	Retirement Contr.-Bonus	\$0	\$0	\$0	\$0	0%
5034	Retirement Contr.-Comp. Adj.	\$0	\$0	\$0	\$0	0%
5050	Travel Expenses	\$0	\$0	\$700	\$700	0%
5060	Employees' Training	\$0	\$0	\$375	\$375	0%
5190	Professional Fees	\$69,652	\$20,000	\$1,017,194	\$997,194	4,985.97%
5420	Printing/Office Supplies	\$0	\$0	\$1,100	\$1,100	0%
5430	Dues & Subscriptions	\$0	\$0	\$1,960	\$1,960	0%
5470	Freight and Express	\$0	\$0	\$250	\$250	0%
5850	Public Officials Liability	\$53,583	\$52,271	\$0	(\$52,271)	(100)%
5900	Bridge Property Damage	\$343,827	\$394,047	\$50,000	(\$344,047)	(87.31)%
5930	Comprehensive General Liab.	\$98,818	\$142,109	\$0	(\$142,109)	(100)%
5940	Group Hospitalization	\$7,862,826	\$7,105,816	\$0	(\$7,105,816)	(100)%
5950	Workers' Comp. & Emprls. Liab.	\$878,535	\$881,715	\$0	(\$881,715)	(100)%
5960	Public Officials Bond	\$35,919	\$1,487	\$1,700	\$213	14.32%
5970	Auto. Liab. & Prop. Damage	\$173,058	\$202,080	\$0	(\$202,080)	(100)%
5980	Compre. Catastrophe Liab.	\$18,558	\$47,500	\$0	(\$47,500)	(100)%
5981	Employee Benefits Liability	\$0	\$355	\$0	(\$355)	(100)%
5982	Above Ground Pollution	\$0	\$2,905	\$0	(\$2,905)	(100)%
5983	Pollution Liability	\$0	\$76,731	\$450	(\$76,281)	(99.41)%
5984	Boiler & Machinery	\$0	\$11,631	\$0	(\$11,631)	(100)%
5985	Crime	\$0	\$15,647	\$0	(\$15,647)	(100)%
5986	Outside Labor & Material	\$0	\$10,000	\$23,415	\$13,415	134.15%
5987	Internet Liability	\$0	\$0	\$0	\$0	0%
5990	Inflation Adjustment	\$371	\$23,906	\$0	(\$23,906)	(100)%
	Total Expenses	\$9,535,147	\$8,988,200	\$1,148,884	(\$7,839,316)	(87.22)%

**North Texas Tollway Authority
Departmental Budget Summary Report**

Department:	Command Center (2800)	OMF Budget Summary Fund 2300
Budget Year:	2009	

Acct	Name	2007 Actuals	2008 Budget	2009 Budget	Variance	Variance %
5010	Salaries and Wages-Direct	\$793,925	\$1,192,777	\$1,142,018	(\$50,759)	(4.26)%
5011	Overtime	\$3,840	\$3,300	\$4,000	\$700	21.21%
5012	Salaries and Wages-COLA	\$0	\$0	\$0	\$0	0%
5013	Salaries and Wages-Bonus	\$0	\$0	\$0	\$0	0%
5014	Salaries and Wages-Comp Adj.	\$0	\$0	\$0	\$0	0%
5030	Retirement Contributions	\$107,532	\$158,640	\$153,716	(\$4,924)	(3.1)%
5032	Retirement Contr.-COLA	\$0	\$0	\$0	\$0	0%
5033	Retirement Contr.-Bonus	\$0	\$0	\$0	\$0	0%
5034	Retirement Contr.-Comp. Adj.	\$0	\$0	\$0	\$0	0%
5050	Travel Expenses	\$2,257	\$7,350	\$1,650	(\$5,700)	(77.55)%
5051	Meeting Expenses	\$637	\$2,720	\$0	(\$2,720)	(100)%
5060	Employees' Training	\$1,749	\$5,800	\$2,900	(\$2,900)	(50)%
5080	Uniforms	\$935	\$6,657	\$1,211	(\$5,446)	(81.81)%
5100	DPS Contract	\$1,396,143	\$2,556,077	\$1,934,027	(\$622,050)	(24.34)%
5101	DPS Direct Purchase	\$2,269	\$11,500	\$13,420	\$1,920	16.7%
5370	Outside Maintenance Services	\$457,561	\$0	\$0	\$0	0%
5420	Printing/Office Supplies	\$5,934	\$12,428	\$8,469	(\$3,959)	(31.86)%
5430	Dues & Subscriptions	\$51	\$1,181	\$882	(\$299)	(25.32)%
5450	Materials and Supplies	\$0	\$685	\$1,139	\$454	66.28%
5470	Freight and Express	\$0	\$850	\$250	(\$600)	(70.59)%
5990	Inflation Adjustment	\$161	\$1,235	\$0	(\$1,235)	(100)%
	Total Expenses	\$2,772,994	\$3,961,200	\$3,263,682	(\$697,518)	(17.61)%

EXECUTIVE SUMMARY

Toll Collection Department

2009 Adopted Budget

Executive Staff

- Kiven Williams, Director

Department Description:

To collect tolls on the Dallas North Tollway, President George Bush Turnpike, Addison Airport Toll Tunnel, and Mountain Creek Lake Bridge, safely and efficiently, while providing exceptional customer service in a fun environment. The Toll Collection Department is a very diverse department with employees from 22 different countries. The delivery of innovative customer service experiences begins with the department's internal customers, which transitions as a benchmark for the industry, even during periods of change

2009 Initiatives:

- The adopted FY09 OMF budget is \$8,192,712. This represents a \$5,517,688 or 40.24% reduction from the FY08 budget as we continue the conversion to All-ETC and continue to reallocate resources from Toll Collection to other areas within the organization.
- Revise the Toll Collection Team Manager Transition Plan.
- Establish new operational/staffing timeline with the ETC construction schedule as a guide.
- To transition 40% of the Toll Collection and Vault Staff into other NTTA functional areas.
- The Toll Collection Department will partner with other NTTA departments in maximizing the use of human resources as the Agency transitions to an all Electronic Toll Collection (ETC) system.

Other Funds Projected expenses

- Reserve Maintenance Fund - \$33,050
- Capital Improvement Fund - \$776,256

Position Summary

Position	
Director	1
Workforce Manager	1
Training Coordinator	1
Team Manager	1
Service Manager	1
Collection Manager	1
Team Leader	17
Support Specialist	17
Administrative Assistant	1
Booth Operator Service Specialist	132
Total Full-time Positions	173

**North Texas Tollway Authority
Departmental Budget Summary Report**

Department:	Toll Collection (1400)	OMF Budget Summary Fund 2300
Budget Year:	2009	

Acct	Name	2007 Actuals	2008 Budget	2009 Budget	Variance	Variance %
5010	Salaries and Wages-Direct	\$13,519,275	\$11,796,308	\$7,040,012	(\$4,756,296)	(40.32)%
5011	Overtime	\$5,937	\$5,000	\$0	(\$5,000)	(100)%
5012	Salaries and Wages-COLA	\$0	\$0	\$0	\$0	0%
5013	Salaries and Wages-Bonus	\$0	\$0	\$0	\$0	0%
5014	Salaries and Wages-Comp Adj.	\$0	\$0	\$0	\$0	0%
5030	Retirement Contributions	\$1,823,756	\$1,568,910	\$947,586	(\$621,324)	(39.6)%
5032	Retirement Contr.-COLA	\$0	\$0	\$0	\$0	0%
5033	Retirement Contr.-Bonus	\$0	\$0	\$0	\$0	0%
5034	Retirement Contr.-Comp. Adj.	\$0	\$0	\$0	\$0	0%
5050	Travel Expenses	\$6,052	\$9,812	\$9,812	\$0	0%
5051	Meeting Expenses	\$23,494	\$17,100	\$300	(\$16,800)	(98.25)%
5060	Employees' Training	\$21,814	\$59,975	\$58,700	(\$1,275)	(2.13)%
5080	Uniforms	\$61,095	\$60,510	\$45,510	(\$15,000)	(24.79)%
5190	Professional Fees	\$175,154	\$84,500	\$0	(\$84,500)	(100)%
5200	Mobile Equipment Expense	\$17,615	\$0	\$0	\$0	0%
5300	Repair/Maint. Off.Furn&Equip.	\$11,798	\$0	\$0	\$0	0%
5370	Outside Maintenance Services	\$6,882	\$7,442	\$7,442	\$0	0%
5380	Rental of Equipment	\$11,623	\$0	\$0	\$0	0%
5420	Printing/Office Supplies	\$32,020	\$45,320	\$40,000	(\$5,320)	(11.74)%
5450	Materials and Supplies	\$36,875	\$48,000	\$40,000	(\$8,000)	(16.67)%
5840	Temporary Contract Labor	\$0	\$0	\$0	\$0	0%
5860	Safety Program	\$0	\$3,350	\$3,350	\$0	0%
5990	Inflation Adjustment	\$2,642	\$4,173	\$0	(\$4,173)	(100)%
	Total Expenses	\$15,756,032	\$13,710,400	\$8,192,712	(\$5,517,688)	(40.24)%

EXECUTIVE SUMMARY
Vault Department
2009 Adopted Budget

Executive Staff

- Kiven Williams, Director
- Willie Barber, Manager

Department Description

The purpose of Vault Operations is to contribute to the overall mission of the North Texas Tollway Authority by providing exceptional service for transporting and tabulating cash and coins with honesty and a spirited respect for our customers and each other. Vault Operations will achieve maximum productivity with its use of all resources both physically, monetarily, and humanely, and will only use capital assets when necessary and only in ways that will enhance its ability to serve the NTTA to be the best provider of toll roads in the industry.

2009 Initiatives

- The 2009 adopted OMF budget is \$850,848, a decrease of \$393,852 or 31.64%, from the 2008 budget. The decrease is due to the transition of personnel to other departments because of NTTA commitment to ETC transition.
- The remaining 2009 Budget for Vault Operations paralleled the 2008 Budget and the costs are all associated with cost that is needed to maintain the service level needed to perform daily operations to service its customer. This will continue as long as Vault Operations services are needed and until ETC transition is completed.

Other Funds Projected expenses

- None

Position Summary

Position	
Manager	1
Vault Handler Team Manager	1
Vault Teller Team Manager	1
Vault Handler	1
Vault Teller	5
Lead Vault Handler	2
Lead Vault Teller	2
Total Full-time Positions	13

**North Texas Tollway Authority
Departmental Budget Summary Report**

Department:	Vault (0900)	OMF Budget Summary Fund 2300
Budget Year:	2009	

Acct	Name	2007 Actuals	2008 Budget	2009 Budget	Variance	Variance %
5010	Salaries and Wages-Direct	\$1,097,848	\$912,018	\$584,434	(\$327,584)	(35.92)%
5011	Overtime	\$44,623	\$11,250	\$30,000	\$18,750	166.67%
5012	Salaries and Wages-COLA	\$0	\$0	\$0	\$0	0%
5013	Salaries and Wages-Bonus	\$0	\$0	\$0	\$0	0%
5014	Salaries and Wages-Comp Adj.	\$0	\$0	\$0	\$0	0%
5030	Retirement Contributions	\$154,138	\$123,032	\$78,665	(\$44,367)	(36.06)%
5032	Retirement Contr.-COLA	\$0	\$0	\$0	\$0	0%
5033	Retirement Contr.-Bonus	\$0	\$0	\$0	\$0	0%
5034	Retirement Contr.-Comp. Adj.	\$0	\$0	\$0	\$0	0%
5050	Travel Expenses	\$156	\$0	\$0	\$0	0%
5060	Employees' Training	\$0	\$1,810	\$1,810	\$0	0%
5080	Uniforms	\$11,889	\$15,118	\$11,338	(\$3,780)	(25)%
5180	Armored Car Services	\$64,610	\$66,504	\$66,504	\$0	0%
5190	Professional Fees	\$0	\$10,000	\$0	(\$10,000)	(100)%
5200	Mobile Equipment Expense	\$21,788	\$0	\$0	\$0	0%
5370	Outside Maintenance Services	\$25,231	\$54,094	\$43,793	(\$10,301)	(19.04)%
5380	Rental of Equipment	\$924	\$0	\$0	\$0	0%
5420	Printing/Office Supplies	\$1,374	\$1,788	\$1,340	(\$448)	(25.06)%
5450	Materials and Supplies	\$30,030	\$41,352	\$31,014	(\$10,338)	(25)%
5470	Freight and Express	\$0	\$2,600	\$1,950	(\$650)	(25)%
5990	Inflation Adjustment	\$97	\$3,294	\$0	(\$3,294)	(100)%
	Total Expenses	\$1,452,708	\$1,242,860	\$850,848	(\$392,012)	(31.54)%

APPENDIX
SECTION

North Texas Tollway Authority
Proposed Budget by Account
FY 2009

Acct	Description	Administration	Board	Administration Summary	Business Diversity
5010	Salaries and Wages-Direct	772,125	66,072	838,197	88,306
5011	Overtime				893
5013	Salaries and Wages-Bonus				
5014	Salaries and Wages-Comp Adj.				
5020	Salaries and Wages-Internship				
5030	Retirement Contributions	103,928	8,893	112,821	11,886
5031	Retirement Contr.-Internship				
5033	Retirement Contr.-Bonus				
5034	Retirement Contr.-Comp. Adj.				
5040	Board meetings/Directors' Exp.				
5050	Travel Expenses	71,380	32,425	103,805	1,170
5051	Meeting Expenses		89,800	89,800	
5060	Employees' Training	3,500		3,500	4,450
5070	Relocation of Personnel				
5080	Uniforms				
5090	TX Unemploy. Comp.Payments				
5100	DPS Contract				
5101	DPS Direct Purchase				
5110	General Consultant Fees	257,743		257,743	
5120	Traffic Engineering Fees				
5130	Legal Fees				
5140	Auditing Fees				
5160	Tuition Reimbursement				
5170	Public Information Fees				
5180	Armored Car Services				
5190	Professional Fees	236,068		236,068	
5200	Mobile Equipment Expense				
5300	Repair/Maint. Off.Furn&Equip.				
5360	Small Tools and Shop Supplies				
5370	Outside Maintenance Services				
5380	Rental of Equipment				
5390	Rent				
5400	Postage		19,350	19,350	
5410	Telecommunications				
5420	Printing/Office Supplies	30,000	6,450	36,450	800
5430	Dues & Subscriptions	30,325		30,325	8,740
5440	Recruitment				
5450	Materials and Supplies				
5470	Freight and Express	3,200		3,200	250
5490	Uncollectible Damage Claims				
5550	Newspaper Notices				
5560	Credit Card Fees				
5600	Computer Software				
5620	Maps & Pamphlets				
5650	Magazine & Newspaper Ad.				
5660	Television & Radio				
5670	Prints & Photographic Supplies				
5680	Promotional Expenses				20,000
5780	Security Services				
5800	Electric Service				
5820	Gas				
5830	Water				
5840	Temporary Contract Labor				
5850	Public Officials Liability				
5860	Safety Program				
5900	Bridge Property Damage				
5930	Comprehensive General Liab.				
5940	Group Hospitalization				
5950	Workers' Comp. & Emplrs. Liab.				
5960	Public Officials Bond				
5970	Auto. Liab. & Prop. Damage				
5980	Compre. Catastrophe Liab.				
5981	Employee Benefits Liability				
5982	Above Ground Pollution				
5983	Pollution Liability				
5984	Boiler & Machinery				
5985	Crime				
5986	Outside Labor & Material				
5990	Inflation Adjustment				
Total		1,508,269	222,990	1,731,259	136,495

North Texas Tollway Authority
Proposed Budget by Account
FY 2009

Acct	Description	Communications/ Marketing	Customer Service Center	Finance Accounting	Finance Procurement Services
5010	Salaries and Wages-Direct	931,093	7,548,012	314,258	274,974
5011	Overtime		126,000		
5013	Salaries and Wages-Bonus				
5014	Salaries and Wages-Comp Adj.				
5020	Salaries and Wages-Internship				
5030	Retirement Contributions	125,325	1,015,962	42,299	37,011
5031	Retirement Contr.-Internship				
5033	Retirement Contr.-Bonus				
5034	Retirement Contr.-Comp. Adj.				
5040	Board meetings/Directors' Exp.				
5050	Travel Expenses	5,250	3,850	293	1,705
5051	Meeting Expenses	1,500	18,116		
5060	Employees' Training	49,250	27,420	4,275	8,750
5070	Relocation of Personnel				
5080	Uniforms		12,150		
5090	TX Unemploy. Comp.Payments				
5100	DPS Contract				
5101	DPS Direct Purchase				
5110	General Consultant Fees				
5120	Traffic Engineering Fees				
5130	Legal Fees				
5140	Auditing Fees				
5160	Tuition Reimbursement				
5170	Public Information Fees	198,000			
5180	Armored Car Services				
5190	Professional Fees	778,000	2,706,092		
5200	Mobile Equipment Expense				
5300	Repair/Maint. Off.Furn&Equip.				
5360	Small Tools and Shop Supplies				
5370	Outside Maintenance Services		35,573		
5380	Rental of Equipment		98,042		
5390	Rent		95,800		
5400	Postage		1,343,682		
5410	Telecommunications				
5420	Printing/Office Supplies	12,500	799,843	3,225	7,000
5430	Dues & Subscriptions	23,735	2,180	675	2,490
5440	Recruitment				
5450	Materials and Supplies	7,000	21,247		
5470	Freight and Express	1,000	1,050	175	
5490	Uncollectible Damage Claims				
5550	Newspaper Notices		12,800		
5560	Credit Card Fees		6,574,355		
5600	Computer Software				
5620	Maps & Pamphlets	258,000			
5650	Magazine & Newspaper Ad.	385,000			
5660	Television & Radio	625,000			
5670	Prints & Photographic Supplies	15,000			
5680	Promotional Expenses	174,000			
5780	Security Services				
5800	Electric Service				
5820	Gas				
5830	Water				
5840	Temporary Contract Labor				
5850	Public Officials Liability				
5860	Safety Program				
5900	Bridge Property Damage				
5930	Comprehensive General Liab.				
5940	Group Hospitalization				
5950	Workers' Comp. & Emprls. Liab.				
5960	Public Officials Bond				
5970	Auto. Liab. & Prop. Damage				
5980	Compre. Catastrophe Liab.				
5981	Employee Benefits Liability				
5982	Above Ground Pollution				
5983	Pollution Liability				
5984	Boiler & Machinery				
5985	Crime				
5986	Outside Labor & Material				
5990	Inflation Adjustment				
Total		3,589,653	20,442,174	365,200	331,930

**North Texas Tollway Authority
Proposed Budget by Account
FY 2009**

Acct	Description	Finance Revenue Reconciliation	Finance Shared Services	Finance Treasury	Finance Summary
5010	Salaries and Wages-Direct	248,588	29,037	680,453	1,547,310
5011	Overtime				
5013	Salaries and Wages-Bonus				
5014	Salaries and Wages-Comp Adj.				
5020	Salaries and Wages-Internship				
5030	Retirement Contributions	33,460	3,908	91,589	208,267
5031	Retirement Contr.-Internship				
5033	Retirement Contr.-Bonus				
5034	Retirement Contr.-Comp. Adj.				
5040	Board meetings/Directors' Exp.				
5050	Travel Expenses	176	293	13,377	15,844
5051	Meeting Expenses				
5060	Employees' Training	2,000		5,000	20,025
5070	Relocation of Personnel				
5080	Uniforms				
5090	TX Unemploy. Comp.Payments				
5100	DPS Contract				
5101	DPS Direct Purchase				
5110	General Consultant Fees				
5120	Traffic Engineering Fees				
5130	Legal Fees				
5140	Auditing Fees				
5160	Tuition Reimbursement				
5170	Public Information Fees				
5180	Armored Car Services				
5190	Professional Fees	15,000		20,000	35,000
5200	Mobile Equipment Expense				
5300	Repair/Maint. Off.Furn&Equip.				
5360	Small Tools and Shop Supplies				
5370	Outside Maintenance Services				
5380	Rental of Equipment		144,000		144,000
5390	Rent				
5400	Postage		60,000		60,000
5410	Telecommunications				
5420	Printing/Office Supplies	2,500	85,000	3,000	100,725
5430	Dues & Subscriptions			2,544	5,709
5440	Recruitment				
5450	Materials and Supplies				
5470	Freight and Express			300	475
5490	Uncollectible Damage Claims				
5550	Newspaper Notices				
5560	Credit Card Fees				
5600	Computer Software				
5620	Maps & Pamphlets				
5650	Magazine & Newspaper Ad.				
5660	Television & Radio				
5670	Prints & Photographic Supplies				
5680	Promotional Expenses				
5780	Security Services				
5800	Electric Service				
5820	Gas				
5830	Water				
5840	Temporary Contract Labor				
5850	Public Officials Liability				
5860	Safety Program				
5900	Bridge Property Damage				
5930	Comprehensive General Liab.				
5940	Group Hospitalization				
5950	Workers' Comp. & Emplrs. Liab.				
5960	Public Officials Bond				
5970	Auto. Liab. & Prop. Damage				
5980	Compre. Catastrophe Liab.				
5981	Employee Benefits Liability				
5982	Above Ground Pollution				
5983	Pollution Liability				
5984	Boiler & Machinery				
5985	Crime				
5986	Outside Labor & Material				
5990	Inflation Adjustment				
Total		301,724	322,238	816,263	2,137,355

**North Texas Tollway Authority
Proposed Budget by Account
FY 2009**

Acct	Description	Government Affairs	Human Resources	Information Technology	Internal Audit
5010	Salaries and Wages-Direct	272,045	942,206	1,659,479	785,158
5011	Overtime		2,850	26,240	1,000
5013	Salaries and Wages-Bonus		1,179,021		
5014	Salaries and Wages-Comp Adj.		505,294		
5020	Salaries and Wages-Internship		35,040		
5030	Retirement Contributions	36,617	126,821	223,366	105,682
5031	Retirement Contr.-Internship		1,402		
5033	Retirement Contr.-Bonus		158,696		
5034	Retirement Contr.-Comp. Adj.		68,013		
5040	Board meetings/Directors' Exp.				
5050	Travel Expenses	35,650	8,274	20,965	14,858
5051	Meeting Expenses	4,000	1,500	1,200	
5060	Employees' Training		130,000	38,500	26,285
5070	Relocation of Personnel		40,000		
5080	Uniforms				
5090	TX Unemploy. Comp.Payments		100,000		
5100	DPS Contract				
5101	DPS Direct Purchase				
5110	General Consultant Fees				
5120	Traffic Engineering Fees				
5130	Legal Fees				
5140	Auditing Fees				120,000
5160	Tuition Reimbursement		40,000		
5170	Public Information Fees				
5180	Armored Car Services				
5190	Professional Fees	220,000	156,000	100,000	25,000
5200	Mobile Equipment Expense				
5300	Repair/Maint. Off.Furn&Equip.				
5360	Small Tools and Shop Supplies				
5370	Outside Maintenance Services		400	5,474,904	
5380	Rental of Equipment				
5390	Rent				
5400	Postage				
5410	Telecommunications			477,817	
5420	Printing/Office Supplies	5,000	4,424	149,500	5,750
5430	Dues & Subscriptions	2,525	5,259	8,855	4,730
5440	Recruitment		90,000		
5450	Materials and Supplies			50,765	
5470	Freight and Express		700		500
5490	Uncollectible Damage Claims				
5550	Newspaper Notices				
5560	Credit Card Fees				
5600	Computer Software			1,790,133	
5620	Maps & Pamphlets	8,000			
5650	Magazine & Newspaper Ad.				
5660	Television & Radio				
5670	Prints & Photographic Supplies				
5680	Promotional Expenses				
5780	Security Services				
5800	Electric Service				
5820	Gas				
5830	Water				
5840	Temporary Contract Labor		25,000		
5850	Public Officials Liability				
5860	Safety Program				
5900	Bridge Property Damage				
5930	Comprehensive General Liab.				
5940	Group Hospitalization		6,987,000		
5950	Workers' Comp. & Emplrs. Liab.				
5960	Public Officials Bond				
5970	Auto. Liab. & Prop. Damage				
5980	Compre. Catastrophe Liab.				
5981	Employee Benefits Liability		370		
5982	Above Ground Pollution				
5983	Pollution Liability				
5984	Boiler & Machinery				
5985	Crime				
5986	Outside Labor & Material				
5990	Inflation Adjustment				
Total		583,837	10,608,270	10,021,724	1,088,963

North Texas Tollway Authority
Proposed Budget by Account
FY 2009

Acct	Description	Legal Services	Maintenance Roadway	Maintenance Facilities	Maintenance Support Services
5010	Salaries and Wages-Direct	197,506	3,828,688	923,301	638,166
5011	Overtime		164,003	30,017	12,872
5013	Salaries and Wages-Bonus				
5014	Salaries and Wages-Comp Adj.				
5020	Salaries and Wages-Internship				
5030	Retirement Contributions	26,584	515,341	124,276	85,897
5031	Retirement Contr.-Internship				
5033	Retirement Contr.-Bonus				
5034	Retirement Contr.-Comp. Adj.				
5040	Board meetings/Directors' Exp.				
5050	Travel Expenses	10,100	1,500		
5051	Meeting Expenses				
5060	Employees' Training	1,000	27,700	27,140	3,000
5070	Relocation of Personnel				
5080	Uniforms		138,219	27,697	7,403
5090	TX Unemploy. Comp.Payments				
5100	DPS Contract				
5101	DPS Direct Purchase				
5110	General Consultant Fees				
5120	Traffic Engineering Fees				
5130	Legal Fees	1,800,000			
5140	Auditing Fees				
5160	Tuition Reimbursement				
5170	Public Information Fees				
5180	Armored Car Services				
5190	Professional Fees				
5200	Mobile Equipment Expense				1,464,427
5300	Repair/Maint. Off.Furn&Equip.				
5360	Small Tools and Shop Supplies		35,000	16,850	
5370	Outside Maintenance Services		42,320	294,310	
5380	Rental of Equipment			3,000	38,175
5390	Rent				
5400	Postage				
5410	Telecommunications				
5420	Printing/Office Supplies	2,400	3,960		
5430	Dues & Subscriptions	4,405	4,943	1,040	
5440	Recruitment				
5450	Materials and Supplies		1,948,250	205,300	
5470	Freight and Express	500			
5490	Uncollectible Damage Claims				
5550	Newspaper Notices				
5560	Credit Card Fees				
5600	Computer Software				
5620	Maps & Pamphlets				
5650	Magazine & Newspaper Ad.				
5660	Television & Radio				
5670	Prints & Photographic Supplies				
5680	Promotional Expenses				
5780	Security Services				
5800	Electric Service				
5820	Gas				
5830	Water				
5840	Temporary Contract Labor				
5850	Public Officials Liability				
5860	Safety Program				
5900	Bridge Property Damage				
5930	Comprehensive General Liab.				
5940	Group Hospitalization				
5950	Workers' Comp. & Emplrs. Liab.				
5960	Public Officials Bond				
5970	Auto. Liab. & Prop. Damage				
5980	Compre. Catastrophe Liab.				
5981	Employee Benefits Liability				
5982	Above Ground Pollution				
5983	Pollution Liability				
5984	Boiler & Machinery				
5985	Crime				
5986	Outside Labor & Material				
5990	Inflation Adjustment				
Total		2,042,495	6,709,924	1,652,931	2,249,940

North Texas Tollway Authority
Proposed Budget by Account
FY 2009

Acct	Description	Maintenance Landscape	Maintenance Admin/Infrastructure	Maintenance Electrical	Maintenance Utilities
5010	Salaries and Wages-Direct	81,183	837,137		
5011	Overtime	585	1,979		
5013	Salaries and Wages-Bonus				
5014	Salaries and Wages-Comp Adj.				
5020	Salaries and Wages-Internship				
5030	Retirement Contributions	10,927	112,679		
5031	Retirement Contr.-Internship				
5033	Retirement Contr.-Bonus				
5034	Retirement Contr.-Comp. Adj.				
5040	Board meetings/Directors' Exp.				
5050	Travel Expenses	3,650	16,650		
5051	Meeting Expenses		5,684		
5060	Employees' Training	4,675	48,900		
5070	Relocation of Personnel				
5080	Uniforms				
5090	TX Unemploy. Comp.Payments				
5100	DPS Contract				
5101	DPS Direct Purchase				
5110	General Consultant Fees				
5120	Traffic Engineering Fees				
5130	Legal Fees				
5140	Auditing Fees				
5160	Tuition Reimbursement				
5170	Public Information Fees				
5180	Armored Car Services				
5190	Professional Fees		1,141,500		
5200	Mobile Equipment Expense				
5300	Repair/Maint. Off.Furn&Equip.		15,000		
5360	Small Tools and Shop Supplies				
5370	Outside Maintenance Services		5,506,464		
5380	Rental of Equipment				
5390	Rent		357,000		
5400	Postage				
5410	Telecommunications				
5420	Printing/Office Supplies		13,100		
5430	Dues & Subscriptions	1,145	5,939		
5440	Recruitment				
5450	Materials and Supplies	12,750			
5470	Freight and Express		2,400		
5490	Uncollectible Damage Claims		67,500		
5550	Newspaper Notices		24,000		
5560	Credit Card Fees				
5600	Computer Software				
5620	Maps & Pamphlets				
5650	Magazine & Newspaper Ad.				
5660	Television & Radio				
5670	Prints & Photographic Supplies				
5680	Promotional Expenses				
5780	Security Services				
5800	Electric Service				2,650,150
5820	Gas				124,175
5830	Water				481,000
5840	Temporary Contract Labor				
5850	Public Officials Liability				
5860	Safety Program				
5900	Bridge Property Damage				
5930	Comprehensive General Liab.				
5940	Group Hospitalization				
5950	Workers' Comp. & Emplrs. Liab.				
5960	Public Officials Bond				
5970	Auto. Liab. & Prop. Damage				
5980	Compre. Catastrophe Liab.				
5981	Employee Benefits Liability				
5982	Above Ground Pollution				
5983	Pollution Liability				
5984	Boiler & Machinery				
5985	Crime				
5986	Outside Labor & Material				
5990	Inflation Adjustment				
Total		114,915	8,155,932		3,255,325

**North Texas Tollway Authority
Proposed Budget by Account
FY 2009**

Acct	Description	Maintenance Summary	Operations	Project Delivery	Project Evaluation
5010	Salaries and Wages-Direct	6,308,475	288,785	24,097	104,806
5011	Overtime	209,456			34
5013	Salaries and Wages-Bonus				
5014	Salaries and Wages-Comp Adj.				
5020	Salaries and Wages-Internship				
5030	Retirement Contributions	849,120	38,870	3,243	14,107
5031	Retirement Contr.-Internship				
5033	Retirement Contr.-Bonus				
5034	Retirement Contr.-Comp. Adj.				
5040	Board meetings/Directors' Exp.				
5050	Travel Expenses	21,800	18,000	12,350	14,855
5051	Meeting Expenses	5,684	600		800
5060	Employees' Training	111,415		7,500	1,200
5070	Relocation of Personnel				
5080	Uniforms	173,319			
5090	TX Unemploy. Comp.Payments				
5100	DPS Contract				
5101	DPS Direct Purchase				
5110	General Consultant Fees				
5120	Traffic Engineering Fees				505,000
5130	Legal Fees				
5140	Auditing Fees				
5160	Tuition Reimbursement				
5170	Public Information Fees				
5180	Armored Car Services				
5190	Professional Fees	1,141,500	460,000		332,000
5200	Mobile Equipment Expense	1,464,427			
5300	Repair/Maint. Off.Furn&Equip.	15,000			
5360	Small Tools and Shop Supplies	51,850			
5370	Outside Maintenance Services	5,843,094			
5380	Rental of Equipment	41,175			
5390	Rent	357,000			
5400	Postage				
5410	Telecommunications				
5420	Printing/Office Supplies	17,060	600	5,000	2,800
5430	Dues & Subscriptions	13,067	3,000	6,800	1,625
5440	Recruitment				
5450	Materials and Supplies	2,166,300			
5470	Freight and Express	2,400	1,200	2,000	1,000
5490	Uncollectible Damage Claims	67,500			
5550	Newspaper Notices	24,000			6,000
5560	Credit Card Fees				
5600	Computer Software				
5620	Maps & Pamphlets				
5650	Magazine & Newspaper Ad.				
5660	Television & Radio				
5670	Prints & Photographic Supplies				
5680	Promotional Expenses				
5780	Security Services				
5800	Electric Service	2,650,150			
5820	Gas	124,175			
5830	Water	481,000			
5840	Temporary Contract Labor				1,000
5850	Public Officials Liability				
5860	Safety Program				
5900	Bridge Property Damage				
5930	Comprehensive General Liab.				
5940	Group Hospitalization				
5950	Workers' Comp. & Emprls. Liab.				
5960	Public Officials Bond				
5970	Auto. Liab. & Prop. Damage				
5980	Compre. Catastrophe Liab.				
5981	Employee Benefits Liability				
5982	Above Ground Pollution				
5983	Pollution Liability				
5984	Boiler & Machinery				
5985	Crime				
5986	Outside Labor & Material				
5990	Inflation Adjustment				
Total		22,138,967	811,055	60,990	985,227

**North Texas Tollway Authority
Proposed Budget by Account
FY 2009**

Acct	Description	SIM Command Center	SIM Insurance	SIM Rdway Customer Service	SIM Administration
5010	Salaries and Wages-Direct	1,142,018	44,721	916,238	572,251
5011	Overtime	4,000	1,000	4,000	1,000
5013	Salaries and Wages-Bonus				
5014	Salaries and Wages-Comp Adj.				
5020	Salaries and Wages-Internship				
5030	Retirement Contributions	153,716	6,019	123,326	77,025
5031	Retirement Contr.-Internship				
5033	Retirement Contr.-Bonus				
5034	Retirement Contr.-Comp. Adj.				
5040	Board meetings/Directors' Exp.				
5050	Travel Expenses	1,650	700		2,650
5051	Meeting Expenses				100
5060	Employees' Training	2,900	375	10,468	7,615
5070	Relocation of Personnel				
5080	Uniforms	1,211		23,448	481
5090	TX Unemploy. Comp.Payments				
5100	DPS Contract	1,934,027			
5101	DPS Direct Purchase	13,420			
5110	General Consultant Fees				
5120	Traffic Engineering Fees				
5130	Legal Fees				
5140	Auditing Fees				
5160	Tuition Reimbursement				
5170	Public Information Fees				
5180	Armored Car Services				
5190	Professional Fees		1,017,194	134,535	150,000
5200	Mobile Equipment Expense				
5300	Repair/Maint. Off.Furn&Equip.				
5360	Small Tools and Shop Supplies				
5370	Outside Maintenance Services				
5380	Rental of Equipment				
5390	Rent				
5400	Postage				
5410	Telecommunications				
5420	Printing/Office Supplies	8,469	1,100	4,330	2,929
5430	Dues & Subscriptions	882	1,960	75	160
5440	Recruitment				
5450	Materials and Supplies	1,139		36,185	24,522
5470	Freight and Express	250	250	7,375	800
5490	Uncollectible Damage Claims				
5550	Newspaper Notices				
5560	Credit Card Fees				
5600	Computer Software				
5620	Maps & Pamphlets				
5650	Magazine & Newspaper Ad.				
5660	Television & Radio				
5670	Prints & Photographic Supplies				
5680	Promotional Expenses				
5780	Security Services				118,250
5800	Electric Service				
5820	Gas				
5830	Water				
5840	Temporary Contract Labor				
5850	Public Officials Liability				
5860	Safety Program				28,597
5900	Bridge Property Damage		50,000		
5930	Comprehensive General Liab.				
5940	Group Hospitalization				
5950	Workers' Comp. & Emplrs. Liab.				
5960	Public Officials Bond		1,700		
5970	Auto. Liab. & Prop. Damage				
5980	Compre. Catastrophe Liab.				
5981	Employee Benefits Liability				
5982	Above Ground Pollution				
5983	Pollution Liability		450		
5984	Boiler & Machinery				
5985	Crime				
5986	Outside Labor & Material		23,415		
5990	Inflation Adjustment				
Total		3,263,682	1,148,884	1,259,980	986,380

North Texas Tollway Authority
Proposed Budget by Account
FY 2009

Acct	Description	System & Incident Management Summary	Toll Collection	Vault
5010	Salaries and Wages-Direct	2,675,228	7,040,012	584,434
5011	Overtime	10,000		30,000
5013	Salaries and Wages-Bonus			
5014	Salaries and Wages-Comp Adj.			
5020	Salaries and Wages-Internship			
5030	Retirement Contributions	360,086	947,586	78,665
5031	Retirement Contr.-Internship			
5033	Retirement Contr.-Bonus			
5034	Retirement Contr.-Comp. Adj.			
5040	Board meetings/Directors' Exp.			
5050	Travel Expenses	5,000	9,812	
5051	Meeting Expenses	100	300	
5060	Employees' Training	21,358	58,700	1,810
5070	Relocation of Personnel			
5080	Uniforms	25,140	45,510	11,338
5090	TX Unemploy. Comp.Payments			
5100	DPS Contract	1,934,027		
5101	DPS Direct Purchase	13,420		
5110	General Consultant Fees			
5120	Traffic Engineering Fees			
5130	Legal Fees			
5140	Auditing Fees			
5160	Tuition Reimbursement			
5170	Public Information Fees			
5180	Armored Car Services			66,504
5190	Professional Fees	1,301,729		
5200	Mobile Equipment Expense			
5300	Repair/Maint. Off.Furn&Equip.			
5360	Small Tools and Shop Supplies			
5370	Outside Maintenance Services		7,442	43,793
5380	Rental of Equipment			
5390	Rent			
5400	Postage			
5410	Telecommunications			
5420	Printing/Office Supplies	16,828	40,000	1,340
5430	Dues & Subscriptions	3,077		
5440	Recruitment			
5450	Materials and Supplies	61,846	40,000	31,014
5470	Freight and Express	8,675		1,950
5490	Uncollectible Damage Claims			
5550	Newspaper Notices			
5560	Credit Card Fees			
5600	Computer Software			
5620	Maps & Pamphlets			
5650	Magazine & Newspaper Ad.			
5660	Television & Radio			
5670	Prints & Photographic Supplies			
5680	Promotional Expenses			
5780	Security Services	118,250		
5800	Electric Service			
5820	Gas			
5830	Water			
5840	Temporary Contract Labor			
5850	Public Officials Liability			
5860	Safety Program	28,597	3,350	
5900	Bridge Property Damage	50,000		
5930	Comprehensive General Liab.			
5940	Group Hospitalization			
5950	Workers' Comp. & Emprls. Liab.			
5960	Public Officials Bond	1,700		
5970	Auto. Liab. & Prop. Damage			
5980	Compre. Catastrophe Liab.			
5981	Employee Benefits Liability			
5982	Above Ground Pollution			
5983	Pollution Liability	450		
5984	Boiler & Machinery			
5985	Crime			
5986	Outside Labor & Material	23,415		
5990	Inflation Adjustment			
Total		6,658,926	8,192,712	850,848

**North Texas Tollway Authority
Proposed Budget by Account
FY 2009**

Acct	Description	2009 Budget	2008 Budget	Change	% Change
5010	Salaries and Wages-Direct	31,835,149	33,457,568	(1,622,419)	(4.85%)
5011	Overtime	406,473	246,310	160,163	65.02%
5013	Salaries and Wages-Bonus	1,179,021		1,179,021	0.00%
5014	Salaries and Wages-Comp Adj.	505,294		505,294	0.00%
5020	Salaries and Wages-Internship	35,040	42,000	(6,960)	(16.57%)
5030	Retirement Contributions	4,285,008	4,466,472	(181,464)	(4.06%)
5031	Retirement Contr.-Internship	1,402		1,402	0.00%
5033	Retirement Contr.-Bonus	158,696		158,696	0.00%
5034	Retirement Contr.-Comp. Adj.	68,013		68,013	0.00%
5040	Board meetings/Directors' Exp.		173,700	(173,700)	(100.00%)
5050	Travel Expenses	301,583	333,505	(31,922)	(9.57%)
5051	Meeting Expenses	123,600	61,072	62,528	102.38%
5060	Employees' Training	502,413	482,845	19,568	4.05%
5070	Relocation of Personnel	40,000	40,000	0	0.00%
5080	Uniforms	267,457	447,089	(179,632)	(40.18%)
5090	TX Unemploy. Comp.Payments	100,000	100,000	0	0.00%
5100	DPS Contract	1,934,027	2,556,077	(622,050)	(24.34%)
5101	DPS Direct Purchase	13,420	11,500	1,920	16.70%
5110	General Consultant Fees	257,743	257,000	743	0.29%
5120	Traffic Engineering Fees	505,000	150,000	355,000	236.67%
5130	Legal Fees	1,800,000	1,640,000	160,000	9.76%
5140	Auditing Fees	120,000	125,550	(5,550)	(4.42%)
5160	Tuition Reimbursement	40,000	45,000	(5,000)	(11.11%)
5170	Public Information Fees	198,000	200,000	(2,000)	(1.00%)
5180	Armored Car Services	66,504	66,504	0	0.00%
5190	Professional Fees	7,491,389	5,085,973	2,405,416	47.30%
5200	Mobile Equipment Expense	1,464,427	1,042,871	421,556	40.42%
5300	Repair/Maint. Off.Furn&Equip.	15,000	16,500	(1,500)	(9.09%)
5360	Small Tools and Shop Supplies	51,850	71,716	(19,866)	(27.70%)
5370	Outside Maintenance Services	11,405,206	11,514,615	(109,409)	(0.95%)
5380	Rental of Equipment	283,217	236,288	46,929	19.86%
5390	Rent	452,800	443,800	9,000	2.03%
5400	Postage	1,423,032	2,098,760	(675,728)	(32.20%)
5410	Telecommunications	477,817	616,128	(138,311)	(22.45%)
5420	Printing/Office Supplies	1,201,020	1,040,006	161,014	15.48%
5430	Dues & Subscriptions	124,032	126,336	(2,304)	(1.82%)
5440	Recruitment	90,000	90,000	0	0.00%
5450	Materials and Supplies	2,378,172	2,139,379	238,793	11.16%
5470	Freight and Express	24,900	27,195	(2,295)	(8.44%)
5490	Uncollectible Damage Claims	67,500		67,500	0.00%
5550	Newspaper Notices	42,800	26,000	16,800	64.62%
5560	Credit Card Fees	6,574,355	5,334,424	1,239,931	23.24%
5600	Computer Software	1,790,133	1,283,108	507,025	39.52%
5620	Maps & Pamphlets	266,000	251,500	14,500	5.77%
5650	Magazine & Newspaper Ad.	385,000	387,300	(2,300)	(0.59%)
5660	Television & Radio	625,000	625,000	0	0.00%
5670	Prints & Photographic Supplies	15,000	15,000	0	0.00%
5680	Promotional Expenses	194,000	836,230	(642,230)	(76.80%)
5780	Security Services	118,250		118,250	0.00%
5800	Electric Service	2,650,150	2,794,055	(143,905)	(5.15%)
5820	Gas	124,175	161,800	(37,625)	(23.25%)
5830	Water	481,000	488,000	(7,000)	(1.43%)
5840	Temporary Contract Labor	26,000	27,000	(1,000)	(3.70%)
5850	Public Officials Liability		52,271	(52,271)	(100.00%)
5860	Safety Program	31,947	39,775	(7,828)	(19.68%)
5900	Bridge Property Damage	50,000	394,047	(344,047)	(87.31%)
5930	Comprehensive General Liab.		142,109	(142,109)	(100.00%)
5940	Group Hospitalization	6,987,000	7,105,816	(118,816)	(1.67%)
5950	Workers' Comp. & Emprls. Liab.		881,715	(881,715)	(100.00%)
5960	Public Officials Bond	1,700	1,487	213	14.32%
5970	Auto. Liab. & Prop. Damage		202,080	(202,080)	(100.00%)
5980	Compre. Catastrophe Liab.		47,500	(47,500)	(100.00%)
5981	Employee Benefits Liability	370	355	15	4.23%
5982	Above Ground Pollution		2,905	(2,905)	(100.00%)
5983	Pollution Liability	450	76,731	(76,281)	(99.41%)
5984	Boiler & Machinery		11,631	(11,631)	(100.00%)
5985	Crime		15,647	(15,647)	(100.00%)
5986	Outside Labor & Material	23,415	10,000	13,415	134.15%
5990	Inflation Adjustment		212,455	(212,455)	(100.00%)
Total		92,080,950	90,877,700	1,203,250	1.32%

**North Texas Tollway Authority
Proposed All Funds Budget / Estimate
FY 2009**

Acct	Description	Administration	Board	Administration Summary	Business Diversity
2910	Cap. Exp. transf. to/fr Const.	12,441		12,441	
5010	Salaries and Wages-Direct	965,157	66,072	1,031,229	294,354
5011	Overtime				2,976
5013	Salaries and Wages-Bonus				
5014	Salaries and Wages-Comp Adj.				
5020	Salaries and Wages-Internship				
5030	Retirement Contributions	129,909	8,893	138,802	39,620
5031	Retirement Contr.-Internship				
5033	Retirement Contr.-Bonus				
5034	Retirement Contr.-Comp. Adj.				
5040	Board meetings/Directors' Exp.				
5050	Travel Expenses	71,380	32,425	103,805	1,170
5051	Meeting Expenses		89,800	89,800	
5060	Employees' Training	3,500		3,500	4,450
5070	Relocation of Personnel				
5080	Uniforms				
5090	TX Unemploy. Comp.Payments				
5100	DPS Contract				
5101	DPS Direct Purchase				
5110	General Consultant Fees	278,479		278,479	
5120	Traffic Engineering Fees				
5130	Legal Fees				
5140	Auditing Fees				
5150	Trustee Fees				
5160	Tuition Reimbursement				
5170	Public Information Fees				
5180	Armored Car Services				
5190	Professional Fees	236,068		236,068	
5200	Mobile Equipment Expense				
5300	Repair/Maint. Off.Furn&Equip.				
5360	Small Tools and Shop Supplies				
5370	Outside Maintenance Services				
5380	Rental of Equipment				
5390	Rent				
5400	Postage		19,350	19,350	
5410	Telecommunications				
5420	Printing/Office Supplies	30,000	6,450	36,450	800
5430	Dues & Subscriptions	30,325		30,325	8,740
5440	Recruitment				
5450	Materials and Supplies				
5470	Freight and Express	3,200		3,200	250
5490	Uncollectible Damage Claims				
5550	Newspaper Notices				
5560	Credit Card Fees				
5600	Computer Software				
5620	Maps & Pamphlets				
5650	Magazine & Newspaper Ad.				
5660	Television & Radio				
5670	Prints & Photographic Supplies				
5680	Promotional Expenses				20,000
5780	Security Services				
5800	Electric Service				
5820	Gas				
5830	Water				
5840	Temporary Contract Labor				
5850	Public Officials Liability				
5860	Safety Program				
5900	Bridge Property Damage				
5930	Comprehensive General Liab.				
5940	Group Hospitalization				
5950	Workers' Comp. & Emplrs. Liab.				
5960	Public Officials Bond				
5970	Auto. Liab. & Prop. Damage				
5980	Compre. Catastrophe Liab.				
5981	Employee Benefits Liability				
5982	Above Ground Pollution				
5983	Pollution Liability				
5984	Boiler & Machinery				
5985	Crime				
5986	Outside Labor & Material				
5990	Inflation Adjustment				
Total		1,760,459	222,990	1,983,449	372,360

**North Texas Tollway Authority
Proposed All Funds Budget / Estimate
FY 2009**

Acct	Description	Communications/ Marketing	Customer Service Center	Finance Accounting	Finance Procurement Services
2910	Cap. Exp. transf. to/fr Const.		5,086,608		
5010	Salaries and Wages-Direct	1,009,890	7,548,012	448,941	687,434
5011	Overtime		126,000		
5013	Salaries and Wages-Bonus				
5014	Salaries and Wages-Comp Adj.				
5020	Salaries and Wages-Internship				
5030	Retirement Contributions	135,931	1,015,962	60,427	92,527
5031	Retirement Contr.-Internship				
5033	Retirement Contr.-Bonus				
5034	Retirement Contr.-Comp. Adj.				
5040	Board meetings/Directors' Exp.				
5050	Travel Expenses	5,250	3,850	293	1,705
5051	Meeting Expenses	1,500	18,116		
5060	Employees' Training	49,250	27,420	4,275	8,750
5070	Relocation of Personnel				
5080	Uniforms		12,150		
5090	TX Unemploy. Comp.Payments				
5100	DPS Contract				
5101	DPS Direct Purchase				
5110	General Consultant Fees	125,000			
5120	Traffic Engineering Fees				
5130	Legal Fees				
5140	Auditing Fees				
5150	Trustee Fees				
5160	Tuition Reimbursement				
5170	Public Information Fees	198,000			
5180	Armored Car Services				
5190	Professional Fees	778,000	2,706,092	100,000	
5200	Mobile Equipment Expense				
5300	Repair/Maint. Off.Furn&Equip.				
5360	Small Tools and Shop Supplies				
5370	Outside Maintenance Services		35,573		
5380	Rental of Equipment		98,042		
5390	Rent		95,800		
5400	Postage		1,343,682		
5410	Telecommunications				
5420	Printing/Office Supplies	12,500	799,843	3,225	7,000
5430	Dues & Subscriptions	23,735	2,180	675	2,490
5440	Recruitment				
5450	Materials and Supplies	7,000	21,247		
5470	Freight and Express	1,000	1,050	175	
5490	Uncollectible Damage Claims				
5550	Newspaper Notices		12,800		
5560	Credit Card Fees		6,574,355		
5600	Computer Software				
5620	Maps & Pamphlets	258,000			
5650	Magazine & Newspaper Ad.	385,000			
5660	Television & Radio	625,000			
5670	Prints & Photographic Supplies	15,000			
5680	Promotional Expenses	205,080			
5780	Security Services				
5800	Electric Service				
5820	Gas				
5830	Water				
5840	Temporary Contract Labor				
5850	Public Officials Liability				
5860	Safety Program				
5900	Bridge Property Damage				
5930	Comprehensive General Liab.				
5940	Group Hospitalization				
5950	Workers' Comp. & Emplrs. Liab.				
5960	Public Officials Bond				
5970	Auto. Liab. & Prop. Damage				
5980	Compre. Catastrophe Liab.				
5981	Employee Benefits Liability				
5982	Above Ground Pollution				
5983	Pollution Liability				
5984	Boiler & Machinery				
5985	Crime				
5986	Outside Labor & Material				
5990	Inflation Adjustment				
Total		3,835,136	25,528,782	618,011	799,906

North Texas Tollway Authority
Proposed All Funds Budget / Estimate
FY 2009

Acct	Description	Finance Revenue Reconciliation	Finance Shared Services	Finance Treasury	Finance Summary
2910	Cap. Exp. transf. to/fr Const.				
5010	Salaries and Wages-Direct	248,588	29,037	977,774	2,391,774
5011	Overtime				
5013	Salaries and Wages-Bonus				
5014	Salaries and Wages-Comp Adj.				
5020	Salaries and Wages-Internship				
5030	Retirement Contributions	33,460	3,908	131,608	321,930
5031	Retirement Contr.-Internship				
5033	Retirement Contr.-Bonus				
5034	Retirement Contr.-Comp. Adj.				
5040	Board meetings/Directors' Exp.				
5050	Travel Expenses	176	293	13,377	15,844
5051	Meeting Expenses				
5060	Employees' Training	2,000		5,000	20,025
5070	Relocation of Personnel				
5080	Uniforms				
5090	TX Unemploy. Comp.Payments				
5100	DPS Contract				
5101	DPS Direct Purchase				
5110	General Consultant Fees				
5120	Traffic Engineering Fees				
5130	Legal Fees				
5140	Auditing Fees				
5150	Trustee Fees			41,600	41,600
5160	Tuition Reimbursement				
5170	Public Information Fees				
5180	Armored Car Services				
5190	Professional Fees	15,000		20,000	135,000
5200	Mobile Equipment Expense				
5300	Repair/Maint. Off.Furn&Equip.				
5360	Small Tools and Shop Supplies				
5370	Outside Maintenance Services				
5380	Rental of Equipment		144,000		144,000
5390	Rent				
5400	Postage		60,000		60,000
5410	Telecommunications				
5420	Printing/Office Supplies	2,500	85,000	3,000	100,725
5430	Dues & Subscriptions			2,544	5,709
5440	Recruitment				
5450	Materials and Supplies				
5470	Freight and Express			300	475
5490	Uncollectible Damage Claims				
5550	Newspaper Notices				
5560	Credit Card Fees				
5600	Computer Software				
5620	Maps & Pamphlets				
5650	Magazine & Newspaper Ad.				
5660	Television & Radio				
5670	Prints & Photographic Supplies				
5680	Promotional Expenses				
5780	Security Services				
5800	Electric Service				
5820	Gas				
5830	Water				
5840	Temporary Contract Labor				
5850	Public Officials Liability				
5860	Safety Program				
5900	Bridge Property Damage				
5930	Comprehensive General Liab.				
5940	Group Hospitalization				
5950	Workers' Comp. & Emplrs. Liab.				
5960	Public Officials Bond				
5970	Auto. Liab. & Prop. Damage				
5980	Compre. Catastrophe Liab.				
5981	Employee Benefits Liability				
5982	Above Ground Pollution				
5983	Pollution Liability				
5984	Boiler & Machinery				
5985	Crime				
5986	Outside Labor & Material				
5990	Inflation Adjustment				
Total		301,724	322,238	1,195,203	3,237,082

**North Texas Tollway Authority
Proposed All Funds Budget / Estimate
FY 2009**

Acct	Description	Government Affairs	Human Resources	Information Technology	Internal Audit
2910	Cap. Exp. transf. to/fr Const.		1,200	30,231,511	
5010	Salaries and Wages-Direct	302,273	942,206	2,705,541	785,158
5011	Overtime		2,850	39,451	1,000
5013	Salaries and Wages-Bonus		1,399,663		
5014	Salaries and Wages-Comp Adj.		599,854		
5020	Salaries and Wages-Internship		35,040		
5030	Retirement Contributions	40,685	126,821	364,165	105,682
5031	Retirement Contr.-Internship		1,402		
5033	Retirement Contr.-Bonus		188,397		
5034	Retirement Contr.-Comp. Adj.		80,740		
5040	Board meetings/Directors' Exp.				
5050	Travel Expenses	35,650	8,274	20,965	14,858
5051	Meeting Expenses	4,000	1,500	1,200	
5060	Employees' Training		130,000	38,500	26,285
5070	Relocation of Personnel		40,000		
5080	Uniforms				
5090	TX Unemploy. Comp.Payments		100,000		
5100	DPS Contract				
5101	DPS Direct Purchase				
5110	General Consultant Fees				
5120	Traffic Engineering Fees				
5130	Legal Fees				
5140	Auditing Fees				150,000
5150	Trustee Fees				
5160	Tuition Reimbursement		40,000		
5170	Public Information Fees				
5180	Armored Car Services				
5190	Professional Fees	220,000	156,000	100,000	25,000
5200	Mobile Equipment Expense				
5300	Repair/Maint. Off.Furn&Equip.				
5360	Small Tools and Shop Supplies				
5370	Outside Maintenance Services		400	5,474,904	
5380	Rental of Equipment				
5390	Rent				
5400	Postage				
5410	Telecommunications			477,817	
5420	Printing/Office Supplies	5,000	4,424	149,500	5,750
5430	Dues & Subscriptions	2,525	5,259	8,855	4,730
5440	Recruitment		90,000		
5450	Materials and Supplies			50,765	
5470	Freight and Express		700		500
5490	Uncollectible Damage Claims				
5550	Newspaper Notices				
5560	Credit Card Fees				
5600	Computer Software			1,790,133	
5620	Maps & Pamphlets	8,000			
5650	Magazine & Newspaper Ad.				
5660	Television & Radio				
5670	Prints & Photographic Supplies				
5680	Promotional Expenses				
5780	Security Services				
5800	Electric Service				
5820	Gas				
5830	Water				
5840	Temporary Contract Labor		25,000		
5850	Public Officials Liability				
5860	Safety Program				
5900	Bridge Property Damage				
5930	Comprehensive General Liab.				
5940	Group Hospitalization		8,220,000		
5950	Workers' Comp. & Emplrs. Liab.				
5960	Public Officials Bond				
5970	Auto. Liab. & Prop. Damage				
5980	Compre. Catastrophe Liab.				
5981	Employee Benefits Liability		370		
5982	Above Ground Pollution				
5983	Pollution Liability				
5984	Boiler & Machinery				
5985	Crime				
5986	Outside Labor & Material				
5990	Inflation Adjustment				
Total		618,133	12,200,100	41,453,307	1,118,963

North Texas Tollway Authority
Proposed All Funds Budget / Estimate
FY 2009

Acct	Description	Legal Services	Maintenance Roadway	Maintenance Facilities	Maintenance Support Services
2910	Cap. Exp. transf. to/fr Const.				
5010	Salaries and Wages-Direct	282,152	4,451,963	1,073,606	742,054
5011	Overtime		190,701	34,903	14,967
5013	Salaries and Wages-Bonus				
5014	Salaries and Wages-Comp Adj.				
5020	Salaries and Wages-Internship				
5030	Retirement Contributions	37,978	599,234	144,507	99,880
5031	Retirement Contr.-Internship				
5033	Retirement Contr.-Bonus				
5034	Retirement Contr.-Comp. Adj.				
5040	Board meetings/Directors' Exp.				
5050	Travel Expenses	10,100	1,500		
5051	Meeting Expenses				
5060	Employees' Training	1,000	27,700	27,140	3,000
5070	Relocation of Personnel				
5080	Uniforms		138,219	27,697	7,403
5090	TX Unemploy. Comp.Payments				
5100	DPS Contract				
5101	DPS Direct Purchase				
5110	General Consultant Fees				
5120	Traffic Engineering Fees				
5130	Legal Fees	4,700,000			
5140	Auditing Fees				
5150	Trustee Fees				
5160	Tuition Reimbursement				
5170	Public Information Fees				
5180	Armored Car Services				
5190	Professional Fees				
5200	Mobile Equipment Expense				1,464,427
5300	Repair/Maint. Off.Furn&Equip.				
5360	Small Tools and Shop Supplies		35,000	16,850	
5370	Outside Maintenance Services		42,320	294,310	
5380	Rental of Equipment			3,000	38,175
5390	Rent				
5400	Postage				
5410	Telecommunications				
5420	Printing/Office Supplies	2,400	3,960		
5430	Dues & Subscriptions	4,405	4,943	1,040	
5440	Recruitment				
5450	Materials and Supplies		1,948,250	205,300	
5470	Freight and Express	500			
5490	Uncollectible Damage Claims				
5550	Newspaper Notices				
5560	Credit Card Fees				
5600	Computer Software				
5620	Maps & Pamphlets				
5650	Magazine & Newspaper Ad.				
5660	Television & Radio				
5670	Prints & Photographic Supplies				
5680	Promotional Expenses				
5780	Security Services				
5800	Electric Service				
5820	Gas				
5830	Water				
5840	Temporary Contract Labor				
5850	Public Officials Liability				
5860	Safety Program				
5900	Bridge Property Damage				
5930	Comprehensive General Liab.				
5940	Group Hospitalization				
5950	Workers' Comp. & Emplrs. Liab.				
5960	Public Officials Bond				
5970	Auto. Liab. & Prop. Damage				
5980	Compre. Catastrophe Liab.				
5981	Employee Benefits Liability				
5982	Above Ground Pollution				
5983	Pollution Liability				
5984	Boiler & Machinery				
5985	Crime				
5986	Outside Labor & Material				
5990	Inflation Adjustment				
Total		5,038,535	7,443,790	1,828,353	2,369,906

**North Texas Tollway Authority
Proposed All Funds Budget / Estimate
FY 2009**

Acct	Description	Maintenance Landscape	Maintenance Admin/Infrastructure	Maintenance Electrical	Maintenance Utilities
2910	Cap. Exp. transf. to/fr Const.		58,554,700		
5010	Salaries and Wages-Direct	193,293	973,415		
5011	Overtime	1,393	2,301		
5013	Salaries and Wages-Bonus				
5014	Salaries and Wages-Comp Adj.				
5020	Salaries and Wages-Internship				
5030	Retirement Contributions	26,017	131,022		
5031	Retirement Contr.-Internship				
5033	Retirement Contr.-Bonus				
5034	Retirement Contr.-Comp. Adj.				
5040	Board meetings/Directors' Exp.				
5050	Travel Expenses	3,650	16,650		
5051	Meeting Expenses		5,684		
5060	Employees' Training	4,675	48,900		
5070	Relocation of Personnel				
5080	Uniforms				
5090	TX Unemploy. Comp.Payments				
5100	DPS Contract				
5101	DPS Direct Purchase				
5110	General Consultant Fees				
5120	Traffic Engineering Fees				
5130	Legal Fees				
5140	Auditing Fees				
5150	Trustee Fees				
5160	Tuition Reimbursement				
5170	Public Information Fees				
5180	Armored Car Services				
5190	Professional Fees		1,141,500		
5200	Mobile Equipment Expense				
5300	Repair/Maint. Off.Furn&Equip.		15,000		
5360	Small Tools and Shop Supplies				
5370	Outside Maintenance Services		5,506,464		
5380	Rental of Equipment				
5390	Rent		357,000		
5400	Postage				
5410	Telecommunications				
5420	Printing/Office Supplies		13,100		
5430	Dues & Subscriptions	1,145	5,939		
5440	Recruitment				
5450	Materials and Supplies	12,750			
5470	Freight and Express		2,400		
5490	Uncollectible Damage Claims		67,500		
5550	Newspaper Notices		24,000		
5560	Credit Card Fees				
5600	Computer Software				
5620	Maps & Pamphlets				
5650	Magazine & Newspaper Ad.				
5660	Television & Radio				
5670	Prints & Photographic Supplies				
5680	Promotional Expenses				
5780	Security Services				
5800	Electric Service				2,650,150
5820	Gas				124,175
5830	Water				481,000
5840	Temporary Contract Labor				
5850	Public Officials Liability				
5860	Safety Program				
5900	Bridge Property Damage				
5930	Comprehensive General Liab.				
5940	Group Hospitalization				
5950	Workers' Comp. & Emplr. Liab.				
5960	Public Officials Bond				
5970	Auto. Liab. & Prop. Damage				
5980	Compre. Catastrophe Liab.				
5981	Employee Benefits Liability				
5982	Above Ground Pollution				
5983	Pollution Liability				
5984	Boiler & Machinery				
5985	Crime				
5986	Outside Labor & Material				
5990	Inflation Adjustment				
Total		242,923	66,865,575		3,255,325

North Texas Tollway Authority
Proposed All Funds Budget / Estimate
FY 2009

Acct	Description	Maintenance Summary	Operations	Project Delivery	Project Evaluation
2910	Cap. Exp. transf. to/fr Const.	58,554,700		657,671,000	
5010	Salaries and Wages-Direct	7,434,331	288,785	1,479,593	454,379
5011	Overtime	244,265			343
5013	Salaries and Wages-Bonus				
5014	Salaries and Wages-Comp Adj.				
5020	Salaries and Wages-Internship				
5030	Retirement Contributions	1,000,660	38,870	199,153	61,159
5031	Retirement Contr.-Internship				
5033	Retirement Contr.-Bonus				
5034	Retirement Contr.-Comp. Adj.				
5040	Board meetings/Directors' Exp.				
5050	Travel Expenses	21,800	18,000	12,350	14,855
5051	Meeting Expenses	5,684	600		800
5060	Employees' Training	111,415		7,500	1,200
5070	Relocation of Personnel				
5080	Uniforms	173,319			
5090	TX Unemploy. Comp.Payments				
5100	DPS Contract				
5101	DPS Direct Purchase				
5110	General Consultant Fees			120,228,500	
5120	Traffic Engineering Fees				4,440,000
5130	Legal Fees				
5140	Auditing Fees				
5150	Trustee Fees				
5160	Tuition Reimbursement				
5170	Public Information Fees				
5180	Armored Car Services				
5190	Professional Fees	1,141,500	460,000		6,717,000
5200	Mobile Equipment Expense	1,464,427			
5300	Repair/Maint. Off.Furn&Equip.	15,000			
5360	Small Tools and Shop Supplies	51,850			
5370	Outside Maintenance Services	5,843,094			
5380	Rental of Equipment	41,175			
5390	Rent	357,000			
5400	Postage				
5410	Telecommunications				
5420	Printing/Office Supplies	17,060	600	5,000	2,800
5430	Dues & Subscriptions	13,067	3,000	6,800	1,625
5440	Recruitment				
5450	Materials and Supplies	2,166,300			
5470	Freight and Express	2,400	1,200	2,000	1,000
5490	Uncollectible Damage Claims	67,500			
5550	Newspaper Notices	24,000			6,000
5560	Credit Card Fees				
5600	Computer Software				
5620	Maps & Pamphlets				
5650	Magazine & Newspaper Ad.				
5660	Television & Radio				
5670	Prints & Photographic Supplies				
5680	Promotional Expenses				
5780	Security Services				
5800	Electric Service	2,650,150			
5820	Gas	124,175			
5830	Water	481,000			
5840	Temporary Contract Labor				1,000
5850	Public Officials Liability				
5860	Safety Program				
5900	Bridge Property Damage				
5930	Comprehensive General Liab.				
5940	Group Hospitalization				
5950	Workers' Comp. & Emplr's. Liab.				
5960	Public Officials Bond				
5970	Auto. Liab. & Prop. Damage				
5980	Compre. Catastrophe Liab.				
5981	Employee Benefits Liability				
5982	Above Ground Pollution				
5983	Pollution Liability				
5984	Boiler & Machinery				
5985	Crime				
5986	Outside Labor & Material				
5990	Inflation Adjustment				
Total		82,005,872	811,055	779,611,896	11,702,161

North Texas Tollway Authority
Proposed All Funds Budget / Estimate
FY 2009

Acct	Description	SIM Command Center	SIM Insurance	SIM Rdway Customer Service	SIM Administration
2910	Cap. Exp. transf. to/fr Const.	1,800		21,892	90
5010	Salaries and Wages-Direct	1,142,018	44,721	916,238	572,251
5011	Overtime	4,000	1,000	4,000	1,000
5013	Salaries and Wages-Bonus				
5014	Salaries and Wages-Comp Adj.				
5020	Salaries and Wages-Internship				
5030	Retirement Contributions	153,716	6,019	123,326	77,025
5031	Retirement Contr.-Internship				
5033	Retirement Contr.-Bonus				
5034	Retirement Contr.-Comp. Adj.				
5040	Board meetings/Directors' Exp.				
5050	Travel Expenses	1,650	700		2,650
5051	Meeting Expenses				100
5060	Employees' Training	2,900	375	10,468	7,615
5070	Relocation of Personnel				
5080	Uniforms	1,211		23,448	481
5090	TX Unemploy. Comp.Payments				
5100	DPS Contract	1,934,027			
5101	DPS Direct Purchase	13,420			
5110	General Consultant Fees				
5120	Traffic Engineering Fees				
5130	Legal Fees				
5140	Auditing Fees				
5150	Trustee Fees				
5160	Tuition Reimbursement				
5170	Public Information Fees				
5180	Armored Car Services				
5190	Professional Fees		1,017,194	134,535	150,000
5200	Mobile Equipment Expense				
5300	Repair/Maint. Off.Furn&Equip.				
5360	Small Tools and Shop Supplies				
5370	Outside Maintenance Services				
5380	Rental of Equipment				
5390	Rent				
5400	Postage				
5410	Telecommunications				
5420	Printing/Office Supplies	8,469	1,100	4,330	2,929
5430	Dues & Subscriptions	882	1,960	75	160
5440	Recruitment				
5450	Materials and Supplies	1,139		36,185	24,522
5470	Freight and Express	250	250	7,375	800
5490	Uncollectible Damage Claims				
5550	Newspaper Notices				
5560	Credit Card Fees				
5600	Computer Software				
5620	Maps & Pamphlets				
5650	Magazine & Newspaper Ad.				
5660	Television & Radio				
5670	Prints & Photographic Supplies				
5680	Promotional Expenses				
5780	Security Services				118,250
5800	Electric Service				
5820	Gas				
5830	Water				
5840	Temporary Contract Labor				
5850	Public Officials Liability				
5860	Safety Program				28,597
5900	Bridge Property Damage		50,000		
5930	Comprehensive General Liab.				
5940	Group Hospitalization				
5950	Workers' Comp. & Emplrs. Liab.				
5960	Public Officials Bond		1,700		
5970	Auto. Liab. & Prop. Damage				
5980	Compre. Catastrophe Liab.				
5981	Employee Benefits Liability				
5982	Above Ground Pollution				
5983	Pollution Liability		450		
5984	Boiler & Machinery				
5985	Crime				
5986	Outside Labor & Material		23,415		
5990	Inflation Adjustment				
Total		3,265,482	1,148,884	1,281,872	986,470

**North Texas Tollway Authority
Proposed All Funds Budget / Estimate
FY 2009**

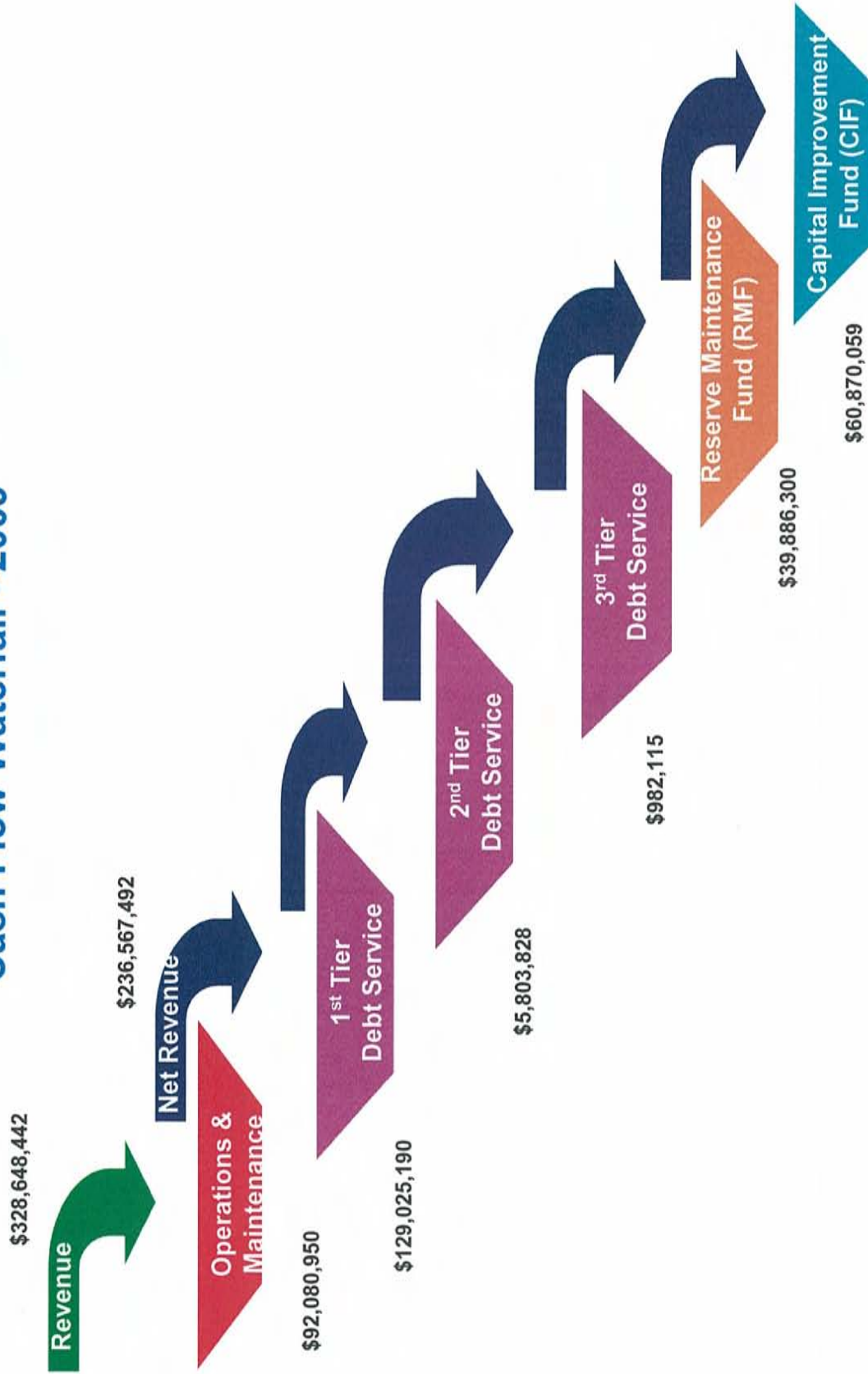
Acct	Description	System & Incident Management Summary	Toll Collection	Vault
2910	Cap. Exp. transf. to/fr Const.	23,782	33,050	
5010	Salaries and Wages-Direct	2,675,228	7,040,012	584,434
5011	Overtime	10,000		30,000
5013	Salaries and Wages-Bonus			
5014	Salaries and Wages-Comp Adj.			
5020	Salaries and Wages-Internship			
5030	Retirement Contributions	360,086	947,586	78,665
5031	Retirement Contr.-Internship			
5033	Retirement Contr.-Bonus			
5034	Retirement Contr.-Comp. Adj.			
5040	Board meetings/Directors' Exp.			
5050	Travel Expenses	5,000	9,812	
5051	Meeting Expenses	100	300	
5060	Employees' Training	21,358	58,700	1,810
5070	Relocation of Personnel			
5080	Uniforms	25,140	45,510	11,338
5090	TX Unemploy. Comp.Payments			
5100	DPS Contract	1,934,027		
5101	DPS Direct Purchase	13,420		
5110	General Consultant Fees			
5120	Traffic Engineering Fees			
5130	Legal Fees			
5140	Auditing Fees			
5150	Trustee Fees			
5160	Tuition Reimbursement			
5170	Public Information Fees			
5180	Armored Car Services			66,504
5190	Professional Fees	1,301,729		
5200	Mobile Equipment Expense			
5300	Repair/Maint. Off.Furn&Equip.			
5360	Small Tools and Shop Supplies			
5370	Outside Maintenance Services		7,442	43,793
5380	Rental of Equipment			
5390	Rent			
5400	Postage			
5410	Telecommunications			
5420	Printing/Office Supplies	16,828	40,000	1,340
5430	Dues & Subscriptions	3,077		
5440	Recruitment			
5450	Materials and Supplies	61,846	40,000	31,014
5470	Freight and Express	8,675		1,950
5490	Uncollectible Damage Claims			
5550	Newspaper Notices			
5560	Credit Card Fees			
5600	Computer Software			
5620	Maps & Pamphlets			
5650	Magazine & Newspaper Ad.			
5660	Television & Radio			
5670	Prints & Photographic Supplies			
5680	Promotional Expenses			
5780	Security Services	118,250		
5800	Electric Service			
5820	Gas			
5830	Water			
5840	Temporary Contract Labor		776,256	
5850	Public Officials Liability			
5860	Safety Program	28,597	3,350	
5900	Bridge Property Damage	50,000		
5930	Comprehensive General Liab.			
5940	Group Hospitalization			
5950	Workers' Comp. & Emplr's Liab.			
5960	Public Officials Bond	1,700		
5970	Auto. Liab. & Prop. Damage			
5980	Compre. Catastrophe Liab.			
5981	Employee Benefits Liability			
5982	Above Ground Pollution			
5983	Pollution Liability	450		
5984	Boiler & Machinery			
5985	Crime			
5986	Outside Labor & Material	23,415		
5990	Inflation Adjustment			
Total		6,682,708	9,002,018	850,848

**North Texas Tollway Authority
Proposed All Funds Budget / Estimate
FY 2009**

Acct	Description	2009 Budget / Estimate
2910	Cap. Exp. transf. to/fr Const.	751,614,292
5010	Salaries and Wages-Direct	37,249,351
5011	Overtime	456,885
5013	Salaries and Wages-Bonus	1,399,663
5014	Salaries and Wages-Comp Adj.	599,854
5020	Salaries and Wages-Internship	35,040
5030	Retirement Contributions	5,013,755
5031	Retirement Contr.-Internship	1,402
5033	Retirement Contr.-Bonus	188,397
5034	Retirement Contr.-Comp. Adj.	80,740
5040	Board meetings/Directors' Exp.	
5050	Travel Expenses	301,583
5051	Meeting Expenses	123,600
5060	Employees' Training	502,413
5070	Relocation of Personnel	40,000
5080	Uniforms	267,457
5090	TX Unemploy. Comp.Payments	100,000
5100	DPS Contract	1,934,027
5101	DPS Direct Purchase	13,420
5110	General Consultant Fees	120,631,979
5120	Traffic Engineering Fees	4,440,000
5130	Legal Fees	4,700,000
5140	Auditing Fees	150,000
5150	Trustee Fees	41,600
5160	Tuition Reimbursement	40,000
5170	Public Information Fees	198,000
5180	Armored Car Services	66,504
5190	Professional Fees	13,976,389
5200	Mobile Equipment Expense	1,464,427
5300	Repair/Maint. Off.Furn&Equip.	15,000
5360	Small Tools and Shop Supplies	51,850
5370	Outside Maintenance Services	11,405,206
5380	Rental of Equipment	283,217
5390	Rent	452,800
5400	Postage	1,423,032
5410	Telecommunications	477,817
5420	Printing/Office Supplies	1,201,020
5430	Dues & Subscriptions	124,032
5440	Recruitment	90,000
5450	Materials and Supplies	2,378,172
5470	Freight and Express	24,900
5490	Uncollectible Damage Claims	67,500
5550	Newspaper Notices	42,800
5560	Credit Card Fees	6,574,355
5600	Computer Software	1,790,133
5620	Maps & Pamphlets	266,000
5650	Magazine & Newspaper Ad.	385,000
5660	Television & Radio	625,000
5670	Prints & Photographic Supplies	15,000
5680	Promotional Expenses	225,080
5780	Security Services	118,250
5800	Electric Service	2,650,150
5820	Gas	124,175
5830	Water	481,000
5840	Temporary Contract Labor	802,256
5850	Public Officials Liability	
5860	Safety Program	31,947
5900	Bridge Property Damage	50,000
5930	Comprehensive General Liab.	
5940	Group Hospitalization	8,220,000
5950	Workers' Comp. & Emplr's. Liab.	
5960	Public Officials Bond	1,700
5970	Auto. Liab. & Prop. Damage	
5980	Compre. Catastrophe Liab.	
5981	Employee Benefits Liability	370
5982	Above Ground Pollution	
5983	Pollution Liability	450
5984	Boiler & Machinery	
5985	Crime	
5986	Outside Labor & Material	23,415
5990	Inflation Adjustment	
Total		986,052,405

NTTA System Flow of Funds

Cash Flow Waterfall - 2009





NORTH TEXAS TOLLWAY AUTHORITY

RESOLUTION NO. 517

**A RESOLUTION OF THE NORTH TEXAS TOLLWAY AUTHORITY APPROVING
THE FINAL NORTH TEXAS TOLLWAY AUTHORITY SYSTEM
OPERATING BUDGET AND RESERVE MAINTENANCE FUND PAYMENT
FOR FISCAL YEAR 2009**

December 17, 2008

WHEREAS, the North Texas Tollway Authority (the "NTTA") is a regional tollway authority governed by Chapter 366 of the Texas Transportation Code; and


WHEREAS, the Amended and Restated Trust Agreement, as supplemented, requires adoption of a preliminary budget of Current Expenses and payment into the Reserve Maintenance Fund for the ensuing fiscal year; and


WHEREAS, pursuant to its purpose and function, the Administration Committee (the "Committee") of the NTTA Board of Directors (the "Board") reviewed the proposed final annual operating budget and reserve maintenance fund payments for the North Texas Tollway Authority System (the "NTTA System") for fiscal year 2009; and

WHEREAS, the Committee forwarded, without recommendation, the proposed final budget to the full Board for approval or other action;

NOW THEREFORE BE IT RESOLVED, that the Board approves (1) the NTTA System final budget of 2009 Current Expenses (the Operating Budget) in the amount of \$92,080,950 and (2) the NTTA System Reserve Maintenance Fund payment in the amount of \$39,886,300.

ATTEST:


Paul N. Wageman, Chairman


Ruby Franklin, Secretary



NORTH TEXAS TOLLWAY AUTHORITY

RESOLUTION NO. 08-518

**A RESOLUTION OF THE NORTH TEXAS TOLLWAY AUTHORITY
AUTHORIZING CONTRACTS TO PROVIDE EMPLOYEE RETIREMENT,
HEALTH AND WELFARE BENEFITS AND RETIREE HEALTH AND WELFARE
BENEFITS FOR FISCAL YEAR 2009**

December 17, 2008

WHEREAS, the North Texas Tollway Authority (the "NTTA") is a regional tollway authority governed by Chapter 366 of the Texas Transportation Code; and

WHEREAS, through the Public Employees Benefit Cooperative, Texas County and District Retirement System, and Employees Retirement System, the NTTA provides retirement benefits and employee and retiree health and welfare benefits to its current and retired employees; and

WHEREAS, the Administration Committee of the NTTA reviewed and forwarded the final budget of 2009 Current Expenses (the "Final Operating Budget"), without recommendation, in the amount of \$92,080,950, which amount includes \$45,593,799 for employee salaries, retirement benefits, and employee and retiree health and welfare benefits (collectively, "Compensation and Benefits"); and

WHEREAS, the NTTA, as a political subdivision of the state, has a governmental accounting system organized and operated on a fund basis, and the Amended and Restated Trust Agreement, as supplemented, created the funds and outlined the activities or expenses of each fund; and


WHEREAS, estimated Compensation and Benefits in fiscal year 2009 ("FY 2009") not included in the Final Operating Budget, but payable from the NTTA funds as specified below, is \$7,817,168, for a total estimate of Compensation and Benefits in FY 2009 of \$53,410,967; and

WHEREAS, the estimate of total expenses (including, but not limited to, Compensation and Benefits) from all NTTA funds for FY 2009 is \$986,052,405, as follows: \$597,846,867 from the Construction Fund, \$53,860,438 from the Reserve Maintenance Fund, \$127,306,065 from the Capital Improvement Fund, and \$114,958,085 from the Feasibility Study Fund, and such estimates have been submitted to and reviewed by the Administration Committee;

NOW THEREFORE BE IT RESOLVED, that the Board hereby authorizes the Interim Executive Director to execute and deliver, in the name of and on behalf of the NTTA, necessary documents and contracts for the provision and continuation of employee retirement, health and welfare benefits and retiree health and welfare benefits that are provided to the NTTA as a member entity of the Public Employees Benefit Cooperative, Texas County and District Retirement System, and Employees Retirement System, consistent with the projected expenses from the Operating Budget and various funds as set forth herein.


Paul N. Wageman, Chairman

ATTEST:


Ruby Franklin, Secretary

FY 2009 BUDGET CALENDAR

Date	Event
April 7 thru April 16, 2008	Budget Software Training
May 5, 2008	Mail Letters to Consultants Requesting Estimated Fees/Rev for 2009
May 16, 2008	Preliminary Budget Meeting with ED/DED
May 23, 2008	Budget Retreat for AED's/Directors/Budget Preparers
May 26, 2008	Budget Module Go Live/Budget Preparation Process
May 27 thru May 30, 2008	AED's/Directors Meeting to discuss 2009 Budget items in Preparation for the Mandatory Meeting
June 16 thru June 20, 2008	Mandatory Meeting with ED/DED/AED's and Directors
July 11, 2008	Departmental Budgets Due Including Organization Chart, Overviews, Return on Investments on new Initiatives, Detailed listing of RMF, CIF, CF, and FSF projects
July 14 thru July 25, 2008	Prepare Preliminary Budget Binder
July 16, 2008	Strategic Planning Workshop with Board of Directors
July 17 thru July 18, 2008	AED's/Directors/Finance Meeting to Incorporate any Changes Based on Strategic Planning Workshop
July 28 thru August 2, 2008	Meeting Between Finance/AED's/Directors
August 8, 2008	Preliminary Budget Binder Ready for ED/DED Review
August 11 thru August 15, 2008	Challenge Session Between ED/DED/AED's/Directors
August 18 thru August 29, 2008	Finalize Overview, Charts, Key Factors & Executive Summary based on Challenge Sessions
September 1, 2008	Budget Ready for ED/DED
September 3, 2008	Budget Process Update to the Administration Committee
Sept 1 thru Sept 5, 2008	ED/DED Review
Sept. 8 thru Sept. 18, 2008	Final Budget Binder Prepared
September 19, 2008	Mail to Administration Committee/Board Members
October 1, 2008	Administration Committee Meeting/Preliminary Budget Approval
October 15, 2008	Board Meeting/Preliminary Budget Approval
December 17, 2008	Board Meeting/Final Budget Approval