

**TOLL FACILITIES**



**Addison Airport Toll Tunnel**



**Chisholm Trail Parkway**



**Dallas North Tollway**



**Lewisville Lake Toll Bridge**



**Mountain Creek Lake Toll Bridge**



**President George Bush Turnpike**



**Sam Rayburn Tollway**



**360 Tollway**

**LEGEND**

- NTTA Roadway
  - NEPA Alignment(s)
  - County Line
  - Airports
- May 2018  
National Environmental Policy Act (NEPA)

**Outstanding Debt  
January 2022**





**NORTH TEXAS TOLLWAY AUTHORITY**

**Information Related To Political Subdivision:**

<b>Political subdivision name:</b>	North Texas Tollway Authority (NTTA)
<b>Political subdivision type:</b>	Regional Tollway Authority

**Political Subdivision Physical Address**

<b>Address line 1:</b>	5900 West Plano Parkway
<b>Address line 2:</b>	Suite 100
<b>City:</b>	Plano
<b>County:</b>	Collin
<b>Zip code:</b>	75093

**Political Subdivision Mailing Address (if different from physical address):**

<b>Address line 1:</b>	P.O. Box 260729
<b>City:</b>	Plano
<b>County:</b>	Collin
<b>Zip code:</b>	75026
<b>Political subdivision main telephone number:</b>	214-461-2000
<b>Political subdivision main e-mail address:</b>	customerservice@ntta.org
<b>Fiscal year:</b>	January - December

**Contact Information For This Person Submitting This Report**

<b>Name:</b>	Horatio Porter
<b>Title</b>	Chief Financial Officer
<b>Email:</b>	hporter@ntta.org
<b>Phone:</b>	214-224-2247

**Credit Ratings**

	<b>Moody's</b>	<b>S&amp;P</b>	<b>Fitch</b>
<b>First Tier</b>	A1	A+	NR
<b>Second Tier</b>	A2	A	NR
<b>Subordinate</b>	Baa1	NR	NR

# OUTSTANDING DEBT

## TABLE OF CONTENTS

### 1. NTTA SYSTEM

NTTA SYSTEM DEBT SERVICE CHARTS.....	1
SUMMARY 1ST & 2ND TIER REVENUE BONDS.....	5
1ST TIER REVENUE BONDS.....	7
2ND TIER REVENUE BONDS.....	21
REVOLVING NOTE.....	30
SUMMARY CIF SUBORDINATE DEBT.....	31
CIF SUBORDINATE BONDS.....	32
ISTEA LOAN .....	33

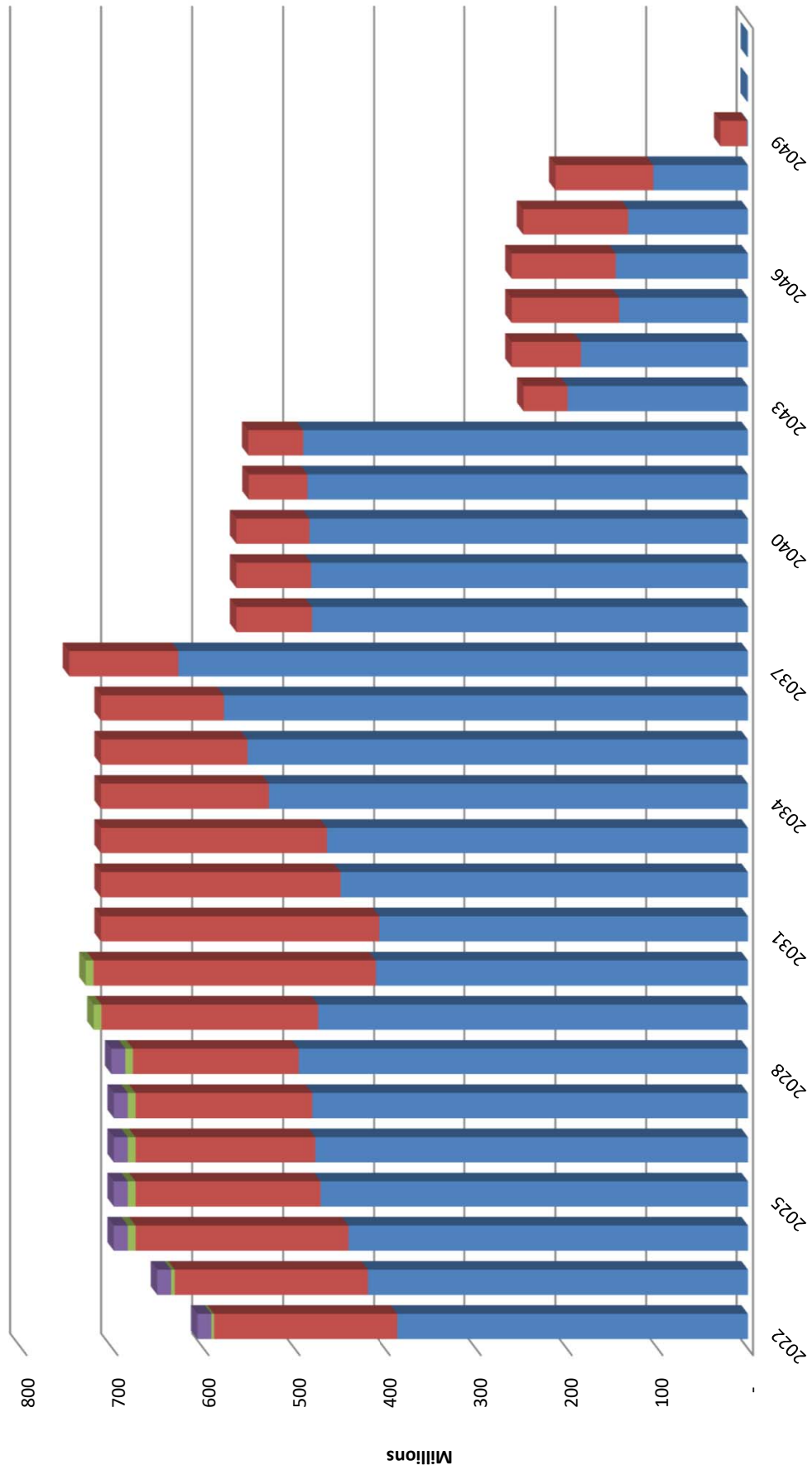
### 2. OUTSTANDING DEBT OBLIGATION REPORT

(HB1378) .....	34
----------------	----

## Bank Note Dates

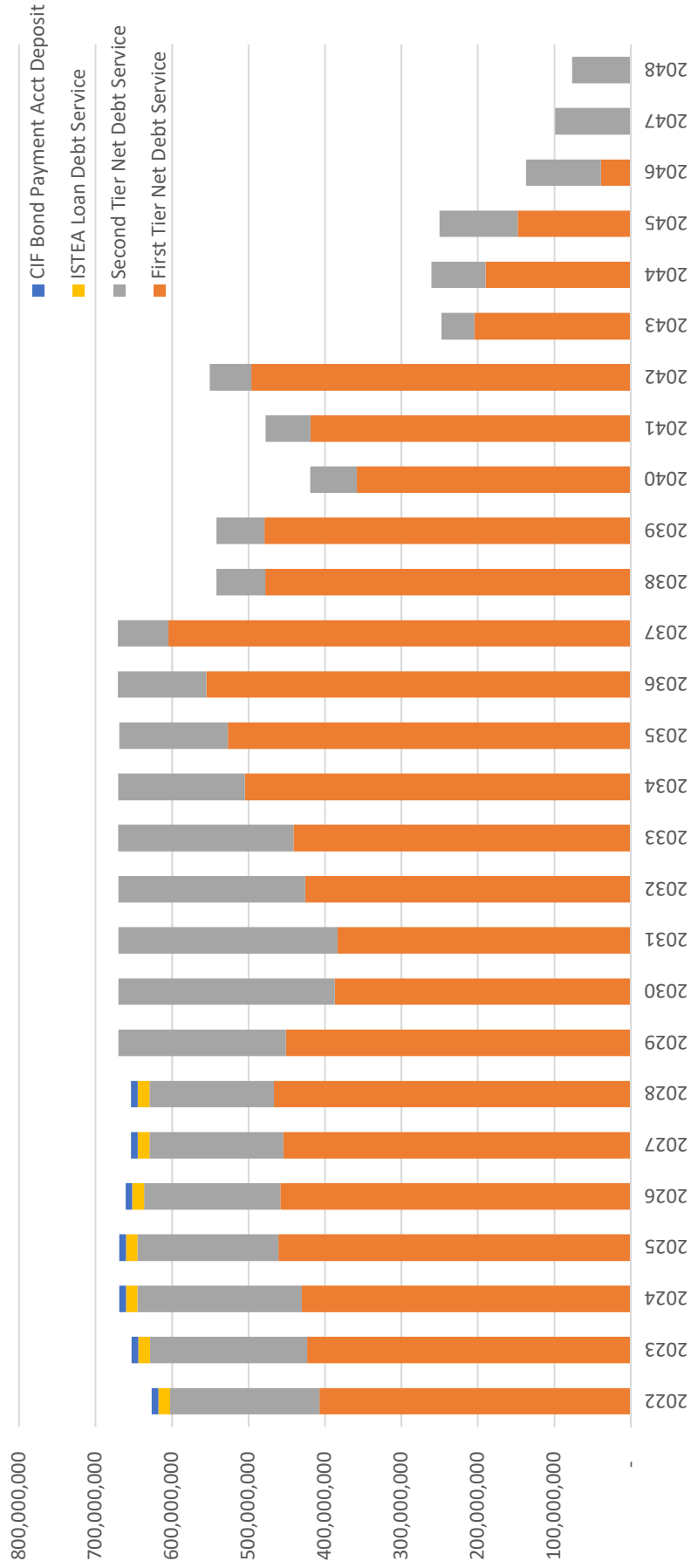
Bank Note				
Series	Amount	Provider	Unutilized Fee	Expiration
Revolving Note	\$ 200,000,000	RBC	10 Bps	December 14, 2024
<b>Total</b>	<b>\$ 200,000,000</b>			

# NTTA System Long Term Debt Service by Tier



Note: Does not reflect BABs Subsidy or use of Debt Service Reserve funds when available.

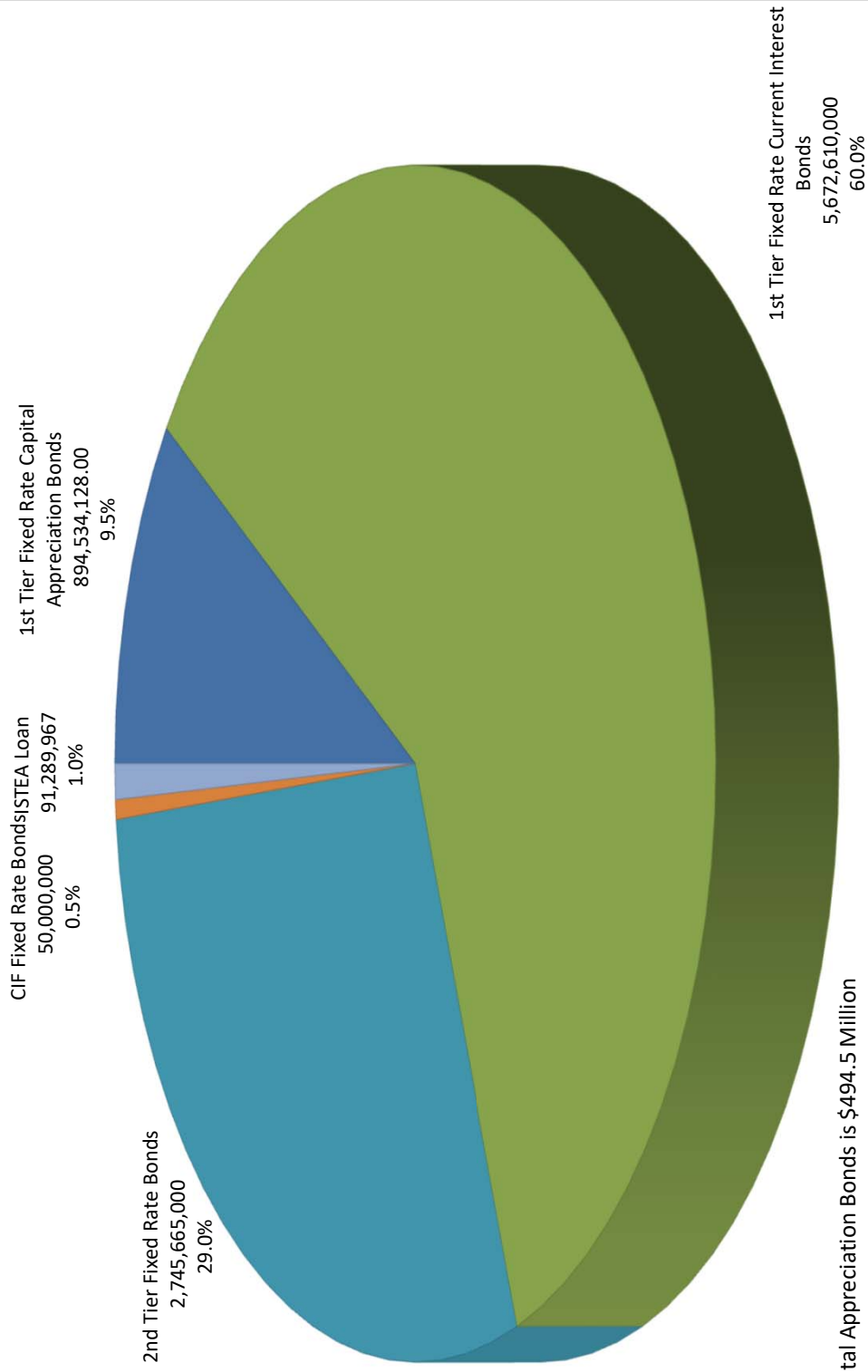
## NTTA Net Debt Service Cashflow



**Note 1:** 1st Tier Debt Service Reserve Fund is available to offset debt service in 2047-2051 and 2nd Tier Debt Service Reserve Fund is available to offset debt service in 2037, so no debt service payment reflected in chart.

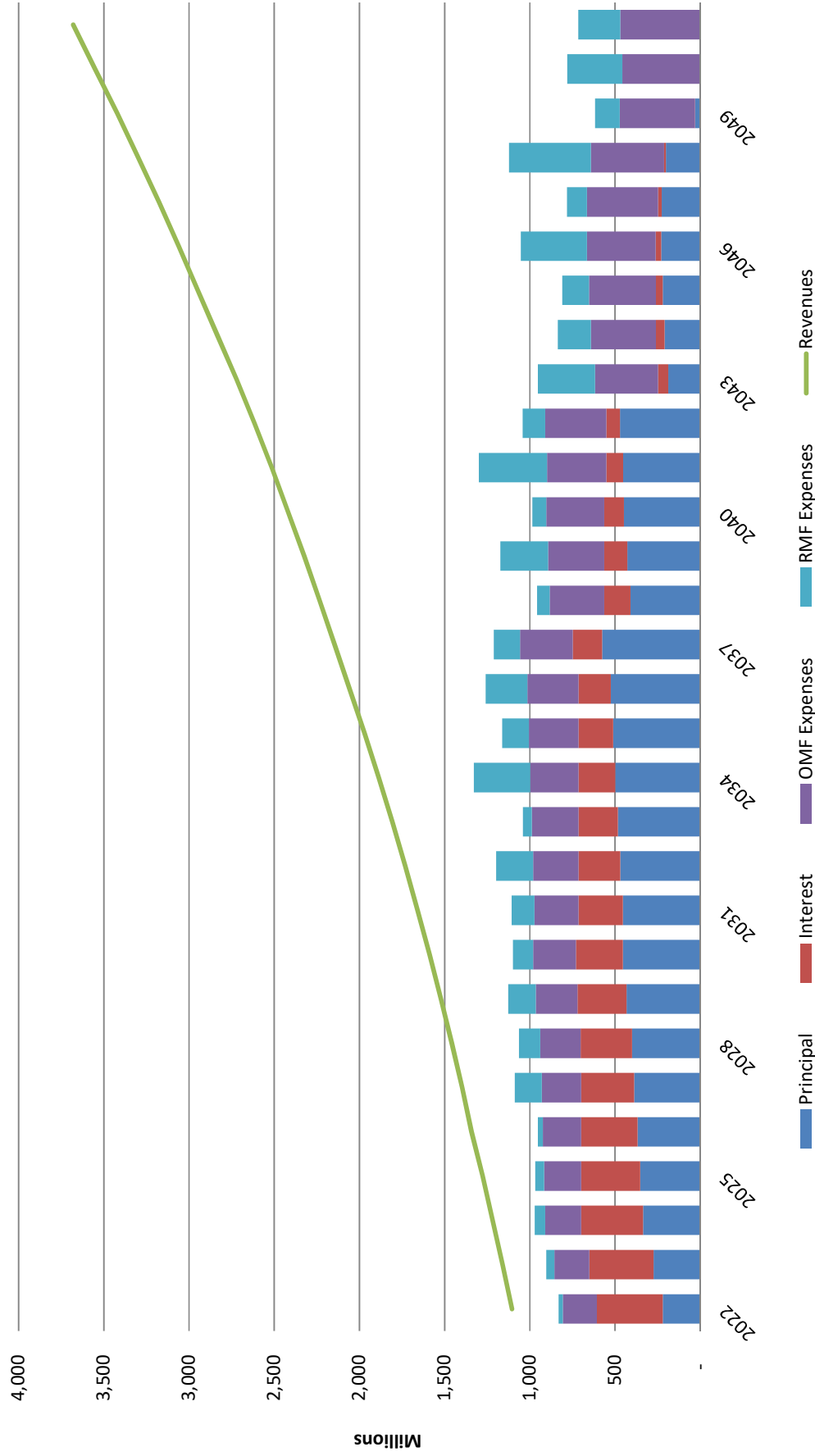
**Note 2:** CIF Payment Acct Deposit equals deposit amount sufficient to bring balance in the CIF Bond Payment Acct equal to principal and interest for 2/1 and 8/1 payment of such fiscal year and 2/1 payment of next fiscal year.

## NTTA System Long Term Debt by Type



\* Accreted Interest on Capital Appreciation Bonds is \$494.5 Million

# NTTA System Revenues vs. Obligations



Principal and Interest includes 1st and 2nd Tier Bonds, CIF Subordinate Bonds & ISTEAL Loan



## NTTA System 1st and 2nd Tier Revenue Bonds Summary

Date	1st Tier Bonds				2nd Tier Bonds			Net Debt Service - 1st & 2nd Tier	
	1st Tier Accreted		1st Tier Interest		America Bonds Subsidy (1)			Total Net Debt Service	Annual Net Debt Service
	1st Tier Principal	Principal	1st Tier Interest	Subsidy (1)	2nd Tier Principal	2nd Tier Interest	Service		
7/1/2022	-	-	134,421,465	(9,146,263)	-	64,901,331	190,176,534	588,603,067	
1/1/2023	135,725,000	-	134,421,465	(9,146,263)	72,525,000	64,901,331	398,426,534	631,688,917	
7/1/2023	-	-	131,049,215	(9,146,263)	-	63,106,506	185,009,459	674,873,085	
1/1/2024	175,615,000	-	131,049,215	(9,146,263)	86,055,000	63,106,506	446,679,459	674,877,499	
7/1/2024	-	-	127,022,674	(9,146,263)	-	60,955,131	178,831,543	712,928,543	
1/1/2025	204,970,000	-	127,022,674	(9,146,263)	112,240,000	60,955,131	496,041,543	712,928,543	
7/1/2025	-	-	122,125,881	(9,146,263)	-	58,149,131	171,128,750	712,928,543	
1/1/2026	245,565,000	-	122,125,881	(9,146,263)	87,055,000	58,149,131	503,748,750	712,928,543	
7/1/2026	-	-	116,199,531	(9,146,263)	-	55,972,756	163,026,024	712,928,543	
1/1/2027	263,170,000	-	116,199,531	(9,146,263)	85,650,000	55,972,756	511,846,024	712,928,543	
7/1/2027	-	-	109,974,765	(9,146,263)	-	53,831,506	154,660,008	712,928,543	
1/1/2028	176,891,277	102,048,723	109,974,765	(9,146,263)	86,610,000	53,831,506	520,210,008	712,928,543	
7/1/2028	-	-	107,188,255	(9,146,263)	-	51,666,256	149,708,248	712,928,543	
1/1/2029	195,629,977	103,835,023	107,188,255	(9,146,263)	78,760,000	51,666,256	527,933,248	712,928,543	
7/1/2029	-	-	103,892,093	(9,146,263)	-	49,697,256	144,443,086	712,928,543	
1/1/2030	185,733,060	98,896,940	103,892,093	(9,146,263)	138,850,000	49,697,256	567,923,086	712,928,543	
7/1/2030	-	-	100,610,050	(9,146,263)	-	46,226,006	137,689,793	712,928,543	
1/1/2031	144,027,124	83,827,877	100,610,050	(9,146,263)	217,845,000	46,226,006	583,389,793	712,928,543	
7/1/2031	-	-	98,165,612	(9,146,263)	-	40,779,881	129,799,230	712,928,543	
1/1/2032	140,023,476	88,876,524	98,165,612	(9,146,263)	224,430,000	40,779,881	583,129,230	712,928,543	
7/1/2032	-	-	95,877,328	(9,146,263)	-	35,255,706	121,986,771	712,928,543	
1/1/2033	138,784,338	137,250,662	95,877,328	(9,146,263)	192,920,000	35,255,706	590,941,771	712,928,543	
7/1/2033	-	-	93,934,735	(9,146,263)	-	30,663,356	115,451,828	712,928,543	
1/1/2034	181,997,717	112,977,283	93,934,735	(9,146,263)	187,045,000	30,663,356	597,471,828	712,928,543	
7/1/2034	-	-	90,596,846	(9,146,263)	-	26,203,756	107,654,339	712,928,543	
1/1/2035	207,034,123	158,325,877	90,596,846	(9,146,263)	132,265,000	26,203,756	605,279,339	712,928,543	
7/1/2035	-	-	87,224,954	(9,146,263)	-	23,084,731	101,163,422	712,928,543	
1/1/2036	247,739,065	147,985,936	87,224,954	(9,146,263)	114,880,000	23,084,731	611,768,422	712,928,543	
7/1/2036	-	-	82,764,544	(9,146,263)	-	20,508,781	94,127,062	712,928,543	
1/1/2037	300,397,230	130,097,770	82,764,544	(9,146,263)	94,185,000	20,508,781	618,807,062	712,928,543	
7/1/2037	-	-	77,172,587	(9,146,263)	-	18,497,656	86,523,980	712,928,543	
1/1/2038	352,572,009	139,022,991	77,172,587	(9,146,263)	83,000,000	18,497,656	661,118,980	712,928,543	
7/1/2038	-	-	69,944,115	(9,146,263)	-	16,721,181	77,519,033	712,928,543	
1/1/2039	359,305,000	-	69,944,115	(9,146,263)	49,595,000	16,721,181	486,419,033	712,928,543	
7/1/2039	-	-	61,412,835	(9,146,263)	-	15,595,206	67,861,778	712,928,543	
1/1/2040	377,305,000	-	61,412,835	(9,146,263)	50,910,000	15,595,206	496,076,778	712,928,543	
7/1/2040	-	-	51,705,167	(8,397,101)	-	14,440,906	57,748,972	712,928,543	

(1) The BABS Subsidy is reduced by 5.7% due to Sequestration.

## NTTA System 1st and 2nd Tier Revenue Bonds Summary

Date	1st Tier Bonds				2nd Tier Bonds			Net Debt Service - 1st & 2nd Tier	
	1st Tier Principal	1st Tier Accreted Principal	1st Tier Interest	1st Tier Build America Bonds Subsidy <sup>(1)</sup>		2nd Tier Principal	2nd Tier Interest	Total Net Debt Service	Annual Net Debt Service
				-	-				
1/1/2041	397,160,000	-	51,705,167	(8,397,101)	51,295,000	14,440,906	506,203,972	563,952,945	
7/1/2041	-	-	43,573,160	(7,615,234)	-	13,281,731	49,239,657	550,374,315	
1/1/2042	413,905,000	-	43,573,160	(7,615,234)	37,990,000	13,281,731	501,134,657	550,374,315	
7/1/2042	-	-	34,537,425	(6,799,332)	-	12,452,381	40,190,474	550,860,948	
1/1/2043	435,055,000	-	34,537,425	(6,799,332)	35,425,000	12,452,381	510,670,474	550,860,948	
7/1/2043	-	-	24,293,915	(5,947,843)	-	11,690,756	30,036,829	247,538,657	
1/1/2044	162,500,000	-	24,293,915	(5,947,843)	24,965,000	11,690,756	217,501,829	247,538,657	
7/1/2044	-	-	19,640,989	(5,059,214)	-	11,194,381	25,776,156	260,552,312	
1/1/2045	155,320,000	-	19,640,989	(5,059,214)	53,680,000	11,194,381	234,776,156	260,552,312	
7/1/2045	-	-	15,047,765	(4,131,838)	-	9,983,931	20,899,858	260,594,716	
1/1/2046	120,615,000	-	15,047,765	(4,131,838)	98,180,000	9,983,931	239,694,858	260,594,716	
7/1/2046	-	-	11,290,856	(3,164,053)	-	7,664,931	15,791,735	260,633,469	
1/1/2047	130,000,000	-	11,290,856	(3,164,053)	99,050,000	7,664,931	244,841,735	260,633,469	
7/1/2047	-	-	7,266,594	(2,154,028)	-	5,328,281	10,440,847	247,946,694	
1/1/2048	122,350,000	-	7,266,594	(2,154,028)	104,715,000	5,328,281	237,505,847	247,946,694	
7/1/2048	-	-	3,399,480	(1,099,991)	-	2,854,156	5,153,645	212,462,291	
1/1/2049	100,220,000	-	3,399,480	(1,099,991)	101,935,000	2,854,156	207,308,645	212,462,291	
7/1/2049	-	-	50,010	-	-	780,600	830,610	30,561,220	
1/1/2050	1,000,000	-	50,010	-	27,900,000	780,600	29,730,610	30,561,220	
7/1/2050	-	-	33,340	-	-	235,650	268,990	17,247,980	
1/1/2051	1,000,000	-	33,340	-	15,710,000	235,650	16,978,990	17,247,980	
7/1/2051	-	-	16,670	-	-	-	16,670	1,033,340	
1/1/2052	1,000,000	-	16,670	-	-	-	1,016,670	1,033,340	
<b>Totals</b>	<b>6,072,609,394</b>	<b>1,303,145,606</b>	<b>4,040,865,710</b>	<b>(418,002,737)</b>	<b>2,745,665,000</b>	<b>1,643,447,688</b>	<b>15,387,730,660</b>	<b>15,387,730,660</b>	

(1) The BABS Subsidy is reduced by 5.7% due to Sequestration.

## NTTA System Revenue Bonds - 1st Tier

**Series: 2008D Capital Appreciation Bond**

**Dated: 4/3/2008**

All in TIC at closing

6.13%

Date	Principal	Accreted Principal	Debt Service	Annual Debt Service
7/1/2022			-	
1/1/2023			-	-
7/1/2023			-	
1/1/2024			-	-
7/1/2024			-	
1/1/2025			-	-
7/1/2025			-	
1/1/2026			-	-
7/1/2026			-	
1/1/2027			-	-
7/1/2027			-	
1/1/2028	47,416,277	102,048,723	149,465,000	149,465,000
7/1/2028			-	
1/1/2029	44,229,977	103,835,023	148,065,000	148,065,000
7/1/2029			-	
1/1/2030	38,693,060	98,896,940	137,590,000	137,590,000
7/1/2030			-	
1/1/2031	30,177,124	83,827,877	114,005,000	114,005,000
7/1/2031			-	
1/1/2032	29,483,476	88,876,524	118,360,000	118,360,000
7/1/2032			-	
1/1/2033	42,014,338	137,250,662	179,265,000	179,265,000
7/1/2033			-	
1/1/2034	31,952,717	112,977,283	144,930,000	144,930,000
7/1/2034			-	
1/1/2035	41,419,123	158,325,877	199,745,000	199,745,000
7/1/2035			-	
1/1/2036	35,964,065	147,985,936	183,950,000	183,950,000
7/1/2036			-	
1/1/2037	29,402,230	130,097,770	159,500,000	159,500,000
7/1/2037			-	
1/1/2038	29,247,009	139,022,991	168,270,000	168,270,000
<b>Totals</b>	<b>399,999,394</b>	<b>1,303,145,606</b>	<b>1,703,145,000</b>	<b>1,703,145,000</b>

## NTTA System Revenue Bonds - 1st Tier

**Series: 2009B**

**Dated: 8/6/2009**

All in TIC at closing

4.43%

Date	Principal	Coupon	Interest	BABS Subsidy <sup>(1),(2)</sup>	Debt Service	Annual Debt Service
7/1/2022			27,711,750	(9,146,263)	18,565,487	
1/1/2023			27,711,750	(9,146,263)	18,565,487	37,130,974
7/1/2023			27,711,750	(9,146,263)	18,565,487	
1/1/2024			27,711,750	(9,146,263)	18,565,487	37,130,974
7/1/2024			27,711,750	(9,146,263)	18,565,487	
1/1/2025			27,711,750	(9,146,263)	18,565,487	37,130,974
7/1/2025			27,711,750	(9,146,263)	18,565,487	
1/1/2026			27,711,750	(9,146,263)	18,565,487	37,130,974
7/1/2026			27,711,750	(9,146,263)	18,565,487	
1/1/2027			27,711,750	(9,146,263)	18,565,487	37,130,974
7/1/2027			27,711,750	(9,146,263)	18,565,487	
1/1/2028			27,711,750	(9,146,263)	18,565,487	37,130,974
7/1/2028			27,711,750	(9,146,263)	18,565,487	
1/1/2029			27,711,750	(9,146,263)	18,565,487	37,130,974
7/1/2029			27,711,750	(9,146,263)	18,565,487	
1/1/2030			27,711,750	(9,146,263)	18,565,487	37,130,974
7/1/2030			27,711,750	(9,146,263)	18,565,487	
1/1/2031			27,711,750	(9,146,263)	18,565,487	37,130,974
7/1/2031			27,711,750	(9,146,263)	18,565,487	
1/1/2032			27,711,750	(9,146,263)	18,565,487	37,130,974
7/1/2032			27,711,750	(9,146,263)	18,565,487	
1/1/2033			27,711,750	(9,146,263)	18,565,487	37,130,974
7/1/2033			27,711,750	(9,146,263)	18,565,487	
1/1/2034			27,711,750	(9,146,263)	18,565,487	37,130,974
7/1/2034			27,711,750	(9,146,263)	18,565,487	
1/1/2035			27,711,750	(9,146,263)	18,565,487	37,130,974
7/1/2035			27,711,750	(9,146,263)	18,565,487	
1/1/2036			27,711,750	(9,146,263)	18,565,487	37,130,974
7/1/2036			27,711,750	(9,146,263)	18,565,487	
1/1/2037			27,711,750	(9,146,263)	18,565,487	37,130,974
7/1/2037			27,711,750	(9,146,263)	18,565,487	
1/1/2038			27,711,750	(9,146,263)	18,565,487	37,130,974
7/1/2038			27,711,750	(9,146,263)	18,565,487	
1/1/2039			27,711,750	(9,146,263)	18,565,487	37,130,974
7/1/2039			27,711,750	(9,146,263)	18,565,487	
1/1/2040	67,575,000	6.72%	27,711,750	(9,146,263)	86,140,487	104,705,974
7/1/2040			25,441,906	(8,397,101)	17,044,805	
1/1/2041	70,525,000	6.72%	25,441,906	(8,397,101)	87,569,805	104,614,610
7/1/2041			23,072,971	(7,615,234)	15,457,737	
1/1/2042	73,595,000	6.72%	23,072,971	(7,615,234)	89,052,737	104,510,474

(1) The BABS Subsidy is reduced by 5.7% due to Sequestration.

## NTTA System Revenue Bonds - 1st Tier

**Series: 2009B**

**Dated: 8/6/2009**

All in TIC at closing

4.43%

Date	Principal	Coupon	Interest	BABS Subsidy <sup>(1),(2)</sup>	Debt Service	Annual Debt Service
7/1/2042			20,600,915	(6,799,332)	13,801,583	
1/1/2043	76,805,000	6.72%	20,600,915	(6,799,332)	90,606,583	104,408,166
7/1/2043			18,021,035	(5,947,843)	12,073,192	
1/1/2044	80,155,000	6.72%	18,021,035	(5,947,843)	92,228,192	104,301,385
7/1/2044			15,328,629	(5,059,214)	10,269,415	
1/1/2045	83,650,000	6.72%	15,328,629	(5,059,214)	93,919,415	104,188,829
7/1/2045			12,518,825	(4,131,838)	8,386,987	
1/1/2046	87,295,000	6.72%	12,518,825	(4,131,838)	95,681,987	104,068,974
7/1/2046			9,586,586	(3,164,053)	6,422,533	
1/1/2047	91,105,000	6.72%	9,586,586	(3,164,053)	97,527,533	103,950,067
7/1/2047			6,526,369	(2,154,028)	4,372,341	
1/1/2048	95,075,000	6.72%	6,526,369	(2,154,028)	99,447,341	103,819,682
7/1/2048			3,332,800	(1,099,991)	2,232,809	
1/1/2049	99,220,000	6.72%	3,332,800	(1,099,991)	101,452,809	103,685,618
<b>Totals</b>	<b>825,000,000</b>		<b>1,266,483,070</b>	<b>(418,002,737)</b>	<b>1,673,480,333</b>	<b>1,673,480,333</b>

(1) The BABS Subsidy is reduced by 5.7% due to Sequestration.

# NTTA System Revenue Bonds - 1st Tier

**Series: 2014A**

**Dated: 11/20/2014**

All in TIC at closing

2.69%

Date	Principal	Coupon	Interest	Debt Service	Annual Debt Service
7/1/2022			3,433,000	3,433,000	
1/1/2023	30,405,000	5.00%	3,433,000	33,838,000	37,271,000
7/1/2023			2,672,875	2,672,875	
1/1/2024	41,020,000	5.00%	2,672,875	43,692,875	46,365,750
7/1/2024			1,647,375	1,647,375	
1/1/2025	65,895,000	5.00%	1,647,375	67,542,375	69,189,750
<b>Totals</b>	<b>137,320,000</b>		<b>15,506,500</b>	<b>152,826,500</b>	<b>152,826,500</b>

## NTTA System Revenue Bonds - 1st Tier

**Series: 2015B**

**Dated: 9/18/2015**

All in TIC at closing

4.35%

Date	Principal	Rate	Interest	Debt Service	Annual Debt Service
7/1/2022			18,164,200	18,164,200	
1/1/2023	6,365,000	5.00%	18,164,200	24,529,200	42,693,400
7/1/2023			18,005,075	18,005,075	
1/1/2024	7,150,000	5.00%	18,005,075	25,155,075	43,160,150
7/1/2024			17,826,325	17,826,325	
1/1/2025	14,775,000	5.00%	17,826,325	32,601,325	50,427,650
7/1/2025			17,456,950	17,456,950	
1/1/2026	15,510,000	5.00%	17,456,950	32,966,950	50,423,900
7/1/2026			17,069,200	17,069,200	
1/1/2027	16,290,000	5.00%	17,069,200	33,359,200	50,428,400
7/1/2027			16,661,950	16,661,950	
1/1/2028	8,855,000	5.00%	16,661,950	25,516,950	42,178,900
7/1/2028			16,440,575	16,440,575	
1/1/2029	61,215,000	5.00%	16,440,575	77,655,575	94,096,150
7/1/2029			14,910,200	14,910,200	
1/1/2030	8,600,000	5.00%	14,910,200	23,510,200	38,420,400
7/1/2030			14,695,200	14,695,200	
1/1/2031	17,185,000	5.00%	14,695,200	31,880,200	46,575,400
7/1/2031			14,265,575	14,265,575	
1/1/2032	26,330,000	5.00%	14,265,575	40,595,575	54,861,150
7/1/2032			13,607,325	13,607,325	
1/1/2033	10,280,000	5.00%	13,607,325	23,887,325	37,494,650
7/1/2033			13,350,325	13,350,325	
1/1/2034	46,295,000	5.00%	13,350,325	59,645,325	72,995,650
7/1/2034			12,192,950	12,192,950	
1/1/2035	19,835,000	4.00%	12,192,950	32,027,950	44,220,900
7/1/2035			11,796,250	11,796,250	
1/1/2036	11,350,000	5.00%	11,796,250	23,146,250	34,942,500
7/1/2036			11,512,500	11,512,500	
1/1/2037	11,920,000	5.00%	11,512,500	23,432,500	34,945,000
7/1/2037			11,214,500	11,214,500	
1/1/2038	23,615,000	5.00%	11,214,500	34,829,500	46,044,000
7/1/2038			10,624,125	10,624,125	
1/1/2039	106,655,000	5.00%	10,624,125	117,279,125	127,903,250
7/1/2039			7,957,750	7,957,750	
1/1/2040	201,340,000	5.00%	7,957,750	209,297,750	217,255,500
7/1/2040			2,924,250	2,924,250	
1/1/2041	20,280,000	5.00%	2,924,250	23,204,250	26,128,500
7/1/2041			2,417,250	2,417,250	
1/1/2042	17,810,000	5.00%	2,417,250	20,227,250	22,644,500
7/1/2042			1,972,000	1,972,000	
1/1/2043	10,970,000	5.00%	1,972,000	12,942,000	14,914,000
7/1/2043			1,697,750	1,697,750	
1/1/2044	32,435,000	5.00%	1,697,750	34,132,750	35,830,500
7/1/2044			886,875	886,875	
1/1/2045	35,475,000	5.00%	886,875	36,361,875	37,248,750

# NTTA System Revenue Bonds - 1st Tier

**Series: 2015B**

**Dated: 9/18/2015**  
All in TIC at closing 4.35%

Date	Principal	Rate	Interest	Debt Service	Annual Debt Service
Totals	730,535,000		535,298,200	1,265,833,200	1,265,833,200



## NTTA System Revenue Bonds - 1st Tier

**Series: 2016A**

**Dated: 5/4/2016**

All in TIC at closing

3.02%

Date	Principal	Rate	Interest	Debt Service	Annual Debt Service
7/1/2022			21,840,125	21,840,125	
1/1/2023	40,975,000	5.00%	21,840,125	62,815,125	84,655,250
7/1/2023			20,815,750	20,815,750	
1/1/2024	42,550,000	5.00%	20,815,750	63,365,750	84,181,500
7/1/2024			19,752,000	19,752,000	
1/1/2025	44,675,000	5.00%	19,752,000	64,427,000	84,179,000
7/1/2025			18,635,125	18,635,125	
1/1/2026	167,710,000	5.00%	18,635,125	186,345,125	204,980,250
7/1/2026			14,442,375	14,442,375	
1/1/2027	173,085,000	5.00%	14,442,375	187,527,375	201,969,750
7/1/2027			10,115,250	10,115,250	
1/1/2028	56,995,000	5.00%	10,115,250	67,110,250	77,225,500
7/1/2028			8,690,375	8,690,375	
1/1/2029	15,855,000	5.00%	8,690,375	24,545,375	33,235,750
7/1/2029			8,294,000	8,294,000	
1/1/2030	66,660,000	5.00%	8,294,000	74,954,000	83,248,000
7/1/2030			6,627,500	6,627,500	
1/1/2031	32,165,000	5.00%	6,627,500	38,792,500	45,420,000
7/1/2031			5,823,375	5,823,375	
1/1/2032	15,205,000	5.00%	5,823,375	21,028,375	26,851,750
7/1/2032			5,443,250	5,443,250	
1/1/2033	11,480,000	5.00%	5,443,250	16,923,250	22,366,500
7/1/2033			5,156,250	5,156,250	
1/1/2034	5,215,000	5.00%	5,156,250	10,371,250	15,527,500
7/1/2034			5,025,875	5,025,875	
1/1/2035	7,495,000	5.00%	5,025,875	12,520,875	17,546,750
7/1/2035			4,838,500	4,838,500	
1/1/2036	19,265,000	5.00%	4,838,500	24,103,500	28,942,000
7/1/2036			4,356,875	4,356,875	
1/1/2037	21,790,000	5.00%	4,356,875	26,146,875	30,503,750
7/1/2037			3,812,125	3,812,125	
1/1/2038	15,035,000	5.00%	3,812,125	18,847,125	22,659,250
7/1/2038			3,436,250	3,436,250	
1/1/2039	147,450,000	4.66%	3,436,250	150,886,250	154,322,500
<b>Totals</b>	<b>883,605,000</b>		<b>334,210,000</b>	<b>1,217,815,000</b>	<b>1,217,815,000</b>

## NTTA System Revenue and Refunding Bonds - 1st Tier

**Series: 2017A**

**Dated: 11/1/2017**

All in TIC at closing

4.01%

Date	Principal 1	Coupon 1	Principal 2	Coupon 2	Interest	Debt Service	Annual Debt Service
7/1/2022					38,722,625	38,722,625	
1/1/2023	4,175,000	4.00%	34,675,000	5.00%	38,722,625	77,572,625	116,295,250
7/1/2023					37,772,250	37,772,250	
1/1/2024	46,735,000	5.00%			37,772,250	84,507,250	122,279,500
7/1/2024					36,603,875	36,603,875	
1/1/2025	53,075,000	5.00%			36,603,875	89,678,875	126,282,750
7/1/2025					35,277,000	35,277,000	
1/1/2026	39,870,000	5.00%			35,277,000	75,147,000	110,424,000
7/1/2026					34,280,250	34,280,250	
1/1/2027	46,120,000	5.00%			34,280,250	80,400,250	114,680,500
7/1/2027					33,127,250	33,127,250	
1/1/2028	28,175,000	5.00%			33,127,250	61,302,250	94,429,500
7/1/2028					32,422,875	32,422,875	
1/1/2029	35,270,000	5.00%			32,422,875	67,692,875	100,115,750
7/1/2029					31,541,125	31,541,125	
1/1/2030	41,850,000	5.00%			31,541,125	73,391,125	104,932,250
7/1/2030					30,494,875	30,494,875	
1/1/2031	1,200,000	3.00%	35,470,000	5.00%	30,494,875	67,164,875	97,659,750
7/1/2031					29,590,125	29,590,125	
1/1/2032	19,750,000	4.00%	20,810,000	5.00%	29,590,125	70,150,125	99,740,250
7/1/2032					28,674,875	28,674,875	
1/1/2033	20,000,000	4.00%	25,890,000	5.00%	28,674,875	74,564,875	103,239,750
7/1/2033					27,627,625	27,627,625	
1/1/2034	30,090,000	5.00%	30,000,000	5.00%	27,627,625	87,717,625	115,345,250
7/1/2034					26,125,375	26,125,375	
1/1/2035	38,845,000	5.00%	30,000,000	5.00%	26,125,375	94,970,375	121,095,750
7/1/2035					24,404,250	24,404,250	
1/1/2036	25,000,000	4.00%	47,565,000	5.00%	24,404,250	96,969,250	121,373,500
7/1/2036					22,715,125	22,715,125	
1/1/2037	30,000,000	4.00%	57,855,000	5.00%	22,715,125	110,570,125	133,285,250
7/1/2037					20,668,750	20,668,750	
1/1/2038	50,000,000	5.00%	56,035,000	5.00%	20,668,750	126,703,750	147,372,500
7/1/2038					18,017,875	18,017,875	
1/1/2039	77,560,000	5.00%			18,017,875	95,577,875	113,595,750
7/1/2039					16,078,875	16,078,875	
1/1/2040	58,975,000	5.00%	23,550,000	4.00%	16,078,875	98,603,875	114,682,750
7/1/2040					14,133,500	14,133,500	
1/1/2041	41,015,000	5.00%	24,490,000	4.00%	14,133,500	79,638,500	93,772,000
7/1/2041					12,618,325	12,618,325	
1/1/2042	104,385,000	5.00%	25,470,000	4.00%	12,618,325	142,473,325	155,091,650
7/1/2042					9,499,300	9,499,300	
1/1/2043	196,140,000	5.00%	26,490,000	4.00%	9,499,300	232,129,300	241,628,600
7/1/2043					4,066,000	4,066,000	
1/1/2044	30,955,000	5.00%			4,066,000	35,021,000	39,087,000
7/1/2044					3,292,125	3,292,125	
1/1/2045	35,195,000	5.00%			3,292,125	38,487,125	41,779,250
7/1/2045					2,412,250	2,412,250	
1/1/2046	32,320,000	5.00%			2,412,250	34,732,250	37,144,500
7/1/2046					1,604,250	1,604,250	
1/1/2047	37,895,000	5.00%			1,604,250	39,499,250	41,103,500
7/1/2047					656,875	656,875	
1/1/2048	26,275,000	5.00%			656,875	26,931,875	27,588,750
<b>Totals</b>	<b>1,150,870,000</b>		<b>438,300,000</b>		<b>1,144,855,250</b>	<b>2,734,025,250</b>	<b>2,734,025,250</b>

## NTTA System Revenue Bonds - 1st Tier

**Series: 2019A**

**Dated: 8/15/2019**

All in TIC at closing

3.15%

Date	Principal	Rate	Interest	Debt Service	Annual Debt Service
7/1/2022			8,624,775	8,624,775	
1/1/2023	19,130,000	5.00%	8,624,775	27,754,775	36,379,550
7/1/2023			8,146,525	8,146,525	
1/1/2024	20,325,000	5.00%	8,146,525	28,471,525	36,618,050
7/1/2024			7,638,400	7,638,400	
1/1/2025	8,425,000	5.00%	7,638,400	16,063,400	23,701,800
7/1/2025			7,427,775	7,427,775	
1/1/2026	3,790,000	5.00%	7,427,775	11,217,775	18,645,550
7/1/2026			7,333,025	7,333,025	
1/1/2027	7,625,000	5.00%	7,333,025	14,958,025	22,291,050
7/1/2027			7,142,400	7,142,400	
1/1/2028	7,930,000	5.00%	7,142,400	15,072,400	22,214,800
7/1/2028			6,944,150	6,944,150	
1/1/2029	8,245,000	5.00%	6,944,150	15,189,150	22,133,300
7/1/2029			6,738,025	6,738,025	
1/1/2030	4,490,000	5.00%	6,738,025	11,228,025	17,966,050
7/1/2030			6,625,775	6,625,775	
1/1/2031	1,350,000	5.00%	6,625,775	7,975,775	14,601,550
7/1/2031			6,592,025	6,592,025	
1/1/2032	1,415,000	5.00%	6,592,025	8,007,025	14,599,050
7/1/2032			6,556,650	6,556,650	
1/1/2033	1,485,000	4.00%	6,556,650	8,041,650	14,598,300
7/1/2033			6,526,950	6,526,950	
1/1/2034	5,445,000	4.00%	6,526,950	11,971,950	18,498,900
7/1/2034			6,418,050	6,418,050	
1/1/2035	22,015,000	3.00%	6,418,050	28,433,050	34,851,100
7/1/2035			6,087,825	6,087,825	
1/1/2036	43,060,000	4.00%	6,087,825	49,147,825	55,235,650
7/1/2036			5,226,625	5,226,625	
1/1/2037	65,590,000	4.00%	5,226,625	70,816,625	76,043,250
7/1/2037			3,914,825	3,914,825	
1/1/2038	81,765,000	5.00%	3,914,825	85,679,825	89,594,650
7/1/2038			1,870,700	1,870,700	
1/1/2039	16,120,000	4.00%	1,870,700	17,990,700	19,861,400
7/1/2039			1,548,300	1,548,300	
1/1/2040	14,010,000	4.00%	1,548,300	15,558,300	17,106,600
7/1/2040			1,268,100	1,268,100	
1/1/2041	14,570,000	4.00%	1,268,100	15,838,100	17,106,200
7/1/2041			976,700	976,700	

## NTTA System Revenue Bonds - 1st Tier

**Series: 2019A**

**Dated: 8/15/2019**  
All in TIC at closing 3.15%

Date	Principal	Rate	Interest	Debt Service	Annual Debt Service
1/1/2042	15,135,000	4.00%	976,700	16,111,700	17,088,400
7/1/2042			674,000	674,000	
1/1/2043	15,745,000	4.00%	674,000	16,419,000	17,093,000
7/1/2043			359,100	359,100	
1/1/2044	17,955,000	4.00%	359,100	18,314,100	18,673,200
Totals	395,620,000		229,281,400	624,901,400	624,901,400

## NTTA System Revenue and Refunding Bonds - 1st Tier

**Series: 2020A**

**Dated: 10/28/2020**

All in TIC at closing

2.70%

Date	Principal 1	Coupon 1	Principal 2	Coupon 2	Interest	Debt Service	Annual Debt Service
7/1/2022					3,569,200	3,569,200	
1/1/2023					3,569,200	3,569,200	7,138,400
7/1/2023					3,569,200	3,569,200	
1/1/2024					3,569,200	3,569,200	7,138,400
7/1/2024					3,569,200	3,569,200	
1/1/2025	6,695,000	5.00%			3,569,200	10,264,200	13,833,400
7/1/2025					3,401,825	3,401,825	
1/1/2026	7,140,000	5.00%			3,401,825	10,541,825	13,943,650
7/1/2026					3,223,325	3,223,325	
1/1/2027					3,223,325	3,223,325	6,446,650
7/1/2027					3,223,325	3,223,325	
1/1/2028					3,223,325	3,223,325	6,446,650
7/1/2028					3,223,325	3,223,325	
1/1/2029					3,223,325	3,223,325	6,446,650
7/1/2029					3,223,325	3,223,325	
1/1/2030					3,223,325	3,223,325	6,446,650
7/1/2030					3,223,325	3,223,325	
1/1/2031					3,223,325	3,223,325	6,446,650
7/1/2031					3,223,325	3,223,325	
1/1/2032					3,223,325	3,223,325	6,446,650
7/1/2032					3,223,325	3,223,325	
1/1/2033					3,223,325	3,223,325	6,446,650
7/1/2033					3,223,325	3,223,325	
1/1/2034	4,885,000	4.00%			3,223,325	8,108,325	11,331,650
7/1/2034					3,125,625	3,125,625	
1/1/2035	18,620,000	4.00%			3,125,625	21,745,625	24,871,250
7/1/2035					2,753,225	2,753,225	
1/1/2036	34,600,000	4.00%			2,753,225	37,353,225	40,106,450
7/1/2036					2,061,225	2,061,225	
1/1/2037	26,005,000	3.00%	28,000,000	4.00%	2,061,225	56,066,225	58,127,450
7/1/2037					1,111,150	1,111,150	
1/1/2038	42,410,000	3.00%	23,750,000	4.00%	1,111,150	67,271,150	68,382,300
Totals	140,355,000		51,750,000		97,894,500	289,999,500	289,999,500

# NTTA System Revenue Refunding Bonds - 1st Tier

**Series: 2020B**

**Dated: 10/28/2020**

All in TIC at closing      2.80%

Date	Principal	Coupon	Interest	Debt Service	Annual Debt Service
7/1/2022			6,519,757	6,519,757	
1/1/2023			6,519,757	6,519,757	13,039,514
7/1/2023			6,519,757	6,519,757	
1/1/2024	17,835,000	0.920%	6,519,757	24,354,757	30,874,514
7/1/2024			6,437,716	6,437,716	
1/1/2025	11,430,000	1.020%	6,437,716	17,867,716	24,305,432
7/1/2025			6,379,423	6,379,423	
1/1/2026	11,545,000	1.314%	6,379,423	17,924,423	24,303,846
7/1/2026			6,303,572	6,303,572	
1/1/2027	20,050,000	1.464%	6,303,572	26,353,572	32,657,145
7/1/2027			6,156,806	6,156,806	
1/1/2028	27,520,000	1.727%	6,156,806	33,676,806	39,833,613
7/1/2028			5,919,171	5,919,171	
1/1/2029	28,050,000	1.827%	5,919,171	33,969,171	39,888,342
7/1/2029			5,662,934	5,662,934	
1/1/2030	19,055,000	1.877%	5,662,934	24,717,934	30,380,869
7/1/2030			5,484,103	5,484,103	
1/1/2031	19,415,000	2.047%	5,484,103	24,899,103	30,383,206
7/1/2031			5,285,391	5,285,391	
1/1/2032	19,815,000	2.227%	5,285,391	25,100,391	30,385,781
7/1/2032			5,064,751	5,064,751	
1/1/2033	20,265,000	2.327%	5,064,751	25,329,751	30,394,501
7/1/2033			4,828,967	4,828,967	
1/1/2034	20,575,000	2.427%	4,828,967	25,403,967	30,232,935
7/1/2034			4,579,290	4,579,290	
1/1/2035	21,080,000	2.527%	4,579,290	25,659,290	30,238,580
7/1/2035			4,312,944	4,312,944	
1/1/2036	23,015,000	3.029%	4,312,944	27,327,944	31,640,888
7/1/2036			3,964,382	3,964,382	
1/1/2037	21,705,000	3.029%	3,964,382	25,669,382	29,633,764
7/1/2037			3,635,660	3,635,660	
1/1/2038	22,360,000	3.029%	3,635,660	25,995,660	29,631,319
7/1/2038			3,297,017	3,297,017	
1/1/2039	2,930,000	3.029%	3,297,017	6,227,017	9,524,035
7/1/2039			3,252,643	3,252,643	
1/1/2040	3,020,000	3.029%	3,252,643	6,272,643	9,525,285
7/1/2040			3,206,905	3,206,905	
1/1/2041	126,035,000	3.079%	3,206,905	129,241,905	132,448,809
7/1/2041			1,266,596	1,266,596	

# NTTA System Revenue Refunding Bonds - 1st Tier

**Series: 2020B**

**Dated: 10/28/2020**

All in TIC at closing      2.80%

Date	Principal	Coupon	Interest	Debt Service	Annual Debt Service
1/1/2042	71,445,000	3.079%	1,266,596	72,711,596	73,978,192
7/1/2042			166,700	166,700	
1/1/2043	1,000,000	3.334%	166,700	1,166,700	1,333,400
7/1/2043			150,030	150,030	
1/1/2044	1,000,000	3.334%	150,030	1,150,030	1,300,060
7/1/2044			133,360	133,360	
1/1/2045	1,000,000	3.334%	133,360	1,133,360	1,266,720
7/1/2045			116,690	116,690	
1/1/2046	1,000,000	3.334%	116,690	1,116,690	1,233,380
7/1/2046			100,020	100,020	
1/1/2047	1,000,000	3.334%	100,020	1,100,020	1,200,040
7/1/2047			83,350	83,350	
1/1/2048	1,000,000	3.334%	83,350	1,083,350	1,166,700
7/1/2048			66,680	66,680	
1/1/2049	1,000,000	3.334%	66,680	1,066,680	1,133,360
7/1/2049			50,010	50,010	
1/1/2050	1,000,000	3.334%	50,010	1,050,010	1,100,020
7/1/2050			33,340	33,340	
1/1/2051	1,000,000	3.334%	33,340	1,033,340	1,066,680
7/1/2051			16,670	16,670	
1/1/2052	1,000,000	3.334%	16,670	1,016,670	1,033,340
<b>Totals</b>	<b>517,145,000</b>		<b>197,989,268</b>	<b>715,134,268</b>	<b>715,134,268</b>

## NTTA System Revenue Bonds - 1st Tier

**Series: 2021A**

**Dated: 5/25/2021**

All In TIC at closing

2.67%

Date	Principal	Rate	Interest	Debt Service	Annual Debt Service
7/1/2022			5,836,033	5,836,033	
1/1/2023			5,836,033	5,836,033	11,672,067
7/1/2023			5,836,033	5,836,033	
1/1/2024			5,836,033	5,836,033	11,672,067
7/1/2024			5,836,033	5,836,033	
1/1/2025			5,836,033	5,836,033	11,672,067
7/1/2025			5,836,033	5,836,033	
1/1/2026			5,836,033	5,836,033	11,672,067
7/1/2026			5,836,033	5,836,033	
1/1/2027			5,836,033	5,836,033	11,672,067
7/1/2027			5,836,033	5,836,033	
1/1/2028			5,836,033	5,836,033	11,672,067
7/1/2028			5,836,033	5,836,033	
1/1/2029	2,765,000	1.830%	5,836,033	8,601,033	14,437,067
7/1/2029			5,810,734	5,810,734	
1/1/2030	6,385,000	1.980%	5,810,734	12,195,734	18,006,467
7/1/2030			5,747,522	5,747,522	
1/1/2031	7,065,000	2.080%	5,747,522	12,812,522	18,560,044
7/1/2031			5,674,046	5,674,046	
1/1/2032	7,215,000	2.180%	5,674,046	12,889,046	18,563,092
7/1/2032			5,595,403	5,595,403	
1/1/2033	7,370,000	2.330%	5,595,403	12,965,403	18,560,805
7/1/2033			5,509,542	5,509,542	
1/1/2034	7,540,000	2.430%	5,509,542	13,049,542	18,559,084
7/1/2034			5,417,931	5,417,931	
1/1/2035	7,725,000	2.530%	5,417,931	13,142,931	18,560,862
7/1/2035			5,320,210	5,320,210	
1/1/2036	7,920,000	2.630%	5,320,210	13,240,210	18,560,420
7/1/2036			5,216,062	5,216,062	
1/1/2037	8,130,000	2.761%	5,216,062	13,346,062	18,562,124
7/1/2037			5,103,827	5,103,827	
1/1/2038	8,355,000	2.811%	5,103,827	13,458,827	18,562,654
7/1/2038			4,986,398	4,986,398	
1/1/2039	8,590,000	2.861%	4,986,398	13,576,398	18,562,795
7/1/2039			4,863,518	4,863,518	
1/1/2040	8,835,000	3.011%	4,863,518	13,698,518	18,562,036
7/1/2040			4,730,507	4,730,507	
1/1/2041	100,245,000	3.011%	4,730,507	104,975,507	109,706,014
7/1/2041			3,221,318	3,221,318	
1/1/2042	106,065,000	3.011%	3,221,318	109,286,318	112,507,637
7/1/2042			1,624,510	1,624,510	
1/1/2043	107,905,000	3.011%	1,624,510	109,529,510	111,154,020
Totals	402,110,000		219,347,522	621,457,522	621,457,522



# NTTA System Revenue Bonds - 2nd Tier

**Series: 2014B**

**Dated: 11/20/2014**

All in TIC at closing

4.13%

Date	Principal	Coupon	Interest	Debt Service	Annual Debt Service
7/1/2022			3,660,500	3,660,500	
1/1/2023			3,660,500	3,660,500	7,321,000
7/1/2023			3,660,500	3,660,500	
1/1/2024			3,660,500	3,660,500	7,321,000
7/1/2024			3,660,500	3,660,500	
1/1/2025			3,660,500	3,660,500	7,321,000
7/1/2025			3,660,500	3,660,500	
1/1/2026			3,660,500	3,660,500	7,321,000
7/1/2026			3,660,500	3,660,500	
1/1/2027			3,660,500	3,660,500	7,321,000
7/1/2027			3,660,500	3,660,500	
1/1/2028			3,660,500	3,660,500	7,321,000
7/1/2028			3,660,500	3,660,500	
1/1/2029	1,000,000	5.00%	3,660,500	4,660,500	8,321,000
7/1/2029			3,635,500	3,635,500	
1/1/2030	26,130,000	5.00%	3,635,500	29,765,500	33,401,000
7/1/2030			2,982,250	2,982,250	
1/1/2031	119,290,000	5.00%	2,982,250	122,272,250	125,254,500
<b>Totals</b>	<b>146,420,000</b>		<b>64,482,500</b>	<b>210,902,500</b>	<b>210,902,500</b>

## NTTA System Revenue Bonds - 2nd Tier

**Series: 2015A**

**Dated: 4/23/2015**

All in TIC at closing

4.01%

Date	Principal 1	Coupon 1	Principal 2	Coupon 2	Interest	Debt Service	Annual Debt Service
7/1/2022					20,090,575	20,090,575	
1/1/2023	9,065,000	5.00%			20,090,575	29,155,575	49,246,150
7/1/2023					19,863,950	19,863,950	
1/1/2024	9,515,000	5.00%			19,863,950	29,378,950	49,242,900
7/1/2024					19,626,075	19,626,075	
1/1/2025	9,990,000	5.00%			19,626,075	29,616,075	49,242,150
7/1/2025					19,376,325	19,376,325	
1/1/2026	10,490,000	5.00%			19,376,325	29,866,325	49,242,650
7/1/2026					19,114,075	19,114,075	
1/1/2027	11,015,000	5.00%			19,114,075	30,129,075	49,243,150
7/1/2027					18,838,700	18,838,700	
1/1/2028	10,150,000	5.00%			18,838,700	28,988,700	47,827,400
7/1/2028					18,584,950	18,584,950	
1/1/2029					18,584,950	18,584,950	37,169,900
7/1/2029					18,584,950	18,584,950	
1/1/2030	70,355,000	5.00%			18,584,950	88,939,950	107,524,900
7/1/2030					16,826,075	16,826,075	
1/1/2031	44,365,000	5.00%			16,826,075	61,191,075	78,017,150
7/1/2031					15,716,950	15,716,950	
1/1/2032	166,805,000	5.00%			15,716,950	182,521,950	198,238,900
7/1/2032					11,546,825	11,546,825	
1/1/2033	135,040,000	5.00%			11,546,825	146,586,825	158,133,650
7/1/2033					8,170,825	8,170,825	
1/1/2034	130,200,000	5.00%			8,170,825	138,370,825	146,541,650
7/1/2034					4,915,825	4,915,825	
1/1/2035	78,535,000	5.00%			4,915,825	83,450,825	88,366,650
7/1/2035					2,952,450	2,952,450	
1/1/2036	36,110,000	5.00%	17,655,000	4.00%	2,952,450	56,717,450	59,669,900
7/1/2036					1,696,600	1,696,600	
1/1/2037	25,485,000	5.00%	12,455,000	4.00%	1,696,600	39,636,600	41,333,200
7/1/2037					810,375	810,375	
1/1/2038	23,295,000	5.00%	11,400,000	4.00%	810,375	35,505,375	36,315,750
Totals	770,415,000		41,510,000		433,431,050	1,245,356,050	1,245,356,050

## NTTA System Revenue and Refunding Bonds - 2nd Tier

**Series: 2017B**

**Dated: 11/1/2017**

All in TIC at closing                      4.01%

Date	Principal 1	Coupon 1	Principal 2	Coupon 2	Interest	Debt Service	Annual Debt Service
7/1/2022					17,959,325	17,959,325	
1/1/2023	1,220,000	2.00%	35,130,000	5.00%	17,959,325	54,309,325	72,268,650
7/1/2023					17,068,875	17,068,875	
1/1/2024	42,260,000	5.00%			17,068,875	59,328,875	76,397,750
7/1/2024					16,012,375	16,012,375	
1/1/2025	54,000,000	5.00%			16,012,375	70,012,375	86,024,750
7/1/2025					14,662,375	14,662,375	
1/1/2026	25,945,000	5.00%			14,662,375	40,607,375	55,269,750
7/1/2026					14,013,750	14,013,750	
1/1/2027	21,525,000	5.00%			14,013,750	35,538,750	49,552,500
7/1/2027					13,475,625	13,475,625	
1/1/2028	27,855,000	5.00%			13,475,625	41,330,625	54,806,250
7/1/2028					12,779,250	12,779,250	
1/1/2029	26,770,000	5.00%			12,779,250	39,549,250	52,328,500
7/1/2029					12,110,000	12,110,000	
1/1/2030	22,970,000	5.00%			12,110,000	35,080,000	47,190,000
7/1/2030					11,535,750	11,535,750	
1/1/2031	31,075,000	5.00%			11,535,750	42,610,750	54,146,500
7/1/2031					10,758,875	10,758,875	
1/1/2032	31,860,000	5.00%			10,758,875	42,618,875	53,377,750
7/1/2032					9,962,375	9,962,375	
1/1/2033	13,990,000	5.00%	15,000,000	3.125%	9,962,375	38,952,375	48,914,750
7/1/2033					9,378,250	9,378,250	
1/1/2034	24,580,000	4.00%			9,378,250	33,958,250	43,336,500
7/1/2034					8,886,650	8,886,650	
1/1/2035	18,045,000	4.00%			8,886,650	26,931,650	35,818,300
7/1/2035					8,525,750	8,525,750	
1/1/2036	21,305,000	4.00%			8,525,750	29,830,750	38,356,500
7/1/2036					8,099,650	8,099,650	
1/1/2037	12,525,000	4.00%			8,099,650	20,624,650	28,724,300
7/1/2037					7,849,150	7,849,150	
1/1/2038	920,000	4.00%			7,849,150	8,769,150	16,618,300
7/1/2038					7,830,750	7,830,750	
1/1/2039	26,815,000	5.00%			7,830,750	34,645,750	42,476,500
7/1/2039					7,160,375	7,160,375	
1/1/2040	27,220,000	5.00%			7,160,375	34,380,375	41,540,750
7/1/2040					6,479,875	6,479,875	
1/1/2041	26,655,000	5.00%			6,479,875	33,134,875	39,614,750
7/1/2041					5,813,500	5,813,500	
1/1/2042	25,950,000	5.00%			5,813,500	31,763,500	37,577,000
7/1/2042					5,164,750	5,164,750	
1/1/2043	23,025,000	5.00%			5,164,750	28,189,750	33,354,500
7/1/2043					4,589,125	4,589,125	
1/1/2044	12,190,000	5.00%			4,589,125	16,779,125	21,368,250
7/1/2044					4,284,375	4,284,375	
1/1/2045	10,770,000	5.00%			4,284,375	15,054,375	19,338,750
7/1/2045					4,015,125	4,015,125	
1/1/2046	53,190,000	5.00%			4,015,125	57,205,125	61,220,250
7/1/2046					2,685,375	2,685,375	
1/1/2047	51,970,000	5.00%			2,685,375	54,655,375	57,340,750
7/1/2047					1,386,125	1,386,125	
1/1/2048	55,445,000	5.00%			1,386,125	56,831,125	58,217,250
<b>Totals</b>	<b>690,075,000</b>		<b>50,130,000</b>		<b>484,974,800</b>	<b>1,225,179,800</b>	<b>1,225,179,800</b>

# NTTA System Revenue Refunding Bonds - 2nd Tier

**Series: 2018**

**Dated: 11/13/2018**

All in TIC at closing      4.40%

Date	Principal	Coupon	Interest	Debt Service	Annual Debt Service
7/1/2022			8,334,706	8,334,706	
1/1/2023			8,334,706	8,334,706	16,669,413
7/1/2023			8,334,706	8,334,706	
1/1/2024			8,334,706	8,334,706	16,669,413
7/1/2024			8,334,706	8,334,706	
1/1/2025			8,334,706	8,334,706	16,669,413
7/1/2025			8,334,706	8,334,706	
1/1/2026			8,334,706	8,334,706	16,669,413
7/1/2026			8,334,706	8,334,706	
1/1/2027			8,334,706	8,334,706	16,669,413
7/1/2027			8,334,706	8,334,706	
1/1/2028			8,334,706	8,334,706	16,669,413
7/1/2028			8,334,706	8,334,706	
1/1/2029			8,334,706	8,334,706	16,669,413
7/1/2029			8,334,706	8,334,706	
1/1/2030	3,690,000	5.00%	8,334,706	12,024,706	20,359,413
7/1/2030			8,242,456	8,242,456	
1/1/2031	6,630,000	5.00%	8,242,456	14,872,456	23,114,913
7/1/2031			8,076,706	8,076,706	
1/1/2032	8,450,000	5.00%	8,076,706	16,526,706	24,603,413
7/1/2032			7,865,456	7,865,456	
1/1/2033	10,885,000	5.00%	7,865,456	18,750,456	26,615,913
7/1/2033			7,593,331	7,593,331	
1/1/2034	13,540,000	5.00%	7,593,331	21,133,331	28,726,663
7/1/2034			7,254,831	7,254,831	
1/1/2035	16,210,000	5.00%	7,254,831	23,464,831	30,719,663
7/1/2035			6,849,581	6,849,581	
1/1/2036	19,560,000	5.00%	6,849,581	26,409,581	33,259,163
7/1/2036			6,360,581	6,360,581	
1/1/2037	22,660,000	4.00%	6,360,581	29,020,581	35,381,163
7/1/2037			5,907,381	5,907,381	
1/1/2038	25,480,000	4.00%	5,907,381	31,387,381	37,294,763
7/1/2038			5,397,781	5,397,781	
1/1/2039			5,397,781	5,397,781	10,795,563
7/1/2039			5,397,781	5,397,781	
1/1/2040			5,397,781	5,397,781	10,795,563
7/1/2040			5,397,781	5,397,781	
1/1/2041			5,397,781	5,397,781	10,795,563

# NTTA System Revenue Refunding Bonds - 2nd Tier

**Series: 2018**

**Dated: 11/13/2018**

All in TIC at closing      4.40%

Date	Principal	Coupon	Interest	Debt Service	Annual Debt Service
7/1/2041			5,397,781	5,397,781	
1/1/2042			5,397,781	5,397,781	10,795,563
7/1/2042			5,397,781	5,397,781	
1/1/2043			5,397,781	5,397,781	10,795,563
7/1/2043			5,397,781	5,397,781	
1/1/2044			5,397,781	5,397,781	10,795,563
7/1/2044			5,397,781	5,397,781	
1/1/2045	29,755,000	5.00%	5,397,781	35,152,781	40,550,563
7/1/2045			4,653,906	4,653,906	
1/1/2046	31,440,000	5.00%	4,653,906	36,093,906	40,747,813
7/1/2046			3,867,906	3,867,906	
1/1/2047	33,120,000	5.00%	3,867,906	36,987,906	40,855,813
7/1/2047			3,039,906	3,039,906	
1/1/2048	34,895,000	5.00%	3,039,906	37,934,906	40,974,813
7/1/2048			2,167,531	2,167,531	
1/1/2049	87,125,000	4.25%	2,167,531	89,292,531	91,460,063
7/1/2049			316,125	316,125	
1/1/2050	12,645,000	5.00%	316,125	12,961,125	13,277,250
<b>Totals</b>	<b>356,085,000</b>		<b>353,315,638</b>	<b>709,400,638</b>	<b>709,400,638</b>

## NTTA System Revenue Bonds - 2nd Tier

**Series: 2019B**

**Dated: 8/15/2019**

All in TIC at closing

1.77%

Date	Principal	Rate	Interest	Debt Service	Annual Debt Service
7/1/2022			5,494,500	5,494,500	
1/1/2023	27,110,000	5.00%	5,494,500	32,604,500	38,099,000
7/1/2023			4,816,750	4,816,750	
1/1/2024	28,430,000	5.00%	4,816,750	33,246,750	38,063,500
7/1/2024			4,106,000	4,106,000	
1/1/2025	29,810,000	5.00%	4,106,000	33,916,000	38,022,000
7/1/2025			3,360,750	3,360,750	
1/1/2026	31,255,000	5.00%	3,360,750	34,615,750	37,976,500
7/1/2026			2,579,375	2,579,375	
1/1/2027	32,775,000	5.00%	2,579,375	35,354,375	37,933,750
7/1/2027			1,760,000	1,760,000	
1/1/2028	34,365,000	5.00%	1,760,000	36,125,000	37,885,000
7/1/2028			900,875	900,875	
1/1/2029	36,035,000	5.00%	900,875	36,935,875	37,836,750
<b>Totals</b>	<b>219,780,000</b>		<b>46,036,500</b>	<b>265,816,500</b>	<b>265,816,500</b>

# NTTA System Revenue Refunding Bonds - 2nd Tier

**Series: 2020C**

**Dated: 10/28/2020**

All in TIC at closing      0.80%

Date	Principal	Coupon	Interest	Debt Service	Annual Debt Service
7/1/2022			630,125	630,125	
1/1/2023			630,125	630,125	1,260,250
7/1/2023			630,125	630,125	
1/1/2024	5,850,000	5.00%	630,125	6,480,125	7,110,250
7/1/2024			483,875	483,875	
1/1/2025	6,140,000	5.00%	483,875	6,623,875	7,107,750
7/1/2025			330,375	330,375	
1/1/2026	6,445,000	5.00%	330,375	6,775,375	7,105,750
7/1/2026			169,250	169,250	
1/1/2027	6,770,000	5.00%	169,250	6,939,250	7,108,500
<b>Totals</b>	<b>25,205,000</b>		<b>4,487,500</b>	<b>29,692,500</b>	<b>29,692,500</b>

# NTTA System Revenue Refunding Bonds - 2nd Tier

**Series: 2021B**

**Dated: 5/25/2021**

All in TIC at closing

2.67%

Date	Principal	Coupon	Interest	Debt Service	Annual Debt Service
7/1/2022			8,731,600	8,731,600	
1/1/2023			8,731,600	8,731,600	17,463,200
7/1/2023			8,731,600	8,731,600	
1/1/2024			8,731,600	8,731,600	17,463,200
7/1/2024			8,731,600	8,731,600	
1/1/2025	12,300,000	5.000%	8,731,600	21,031,600	29,763,200
7/1/2025			8,424,100	8,424,100	
1/1/2026	12,920,000	5.000%	8,424,100	21,344,100	29,768,200
7/1/2026			8,101,100	8,101,100	
1/1/2027	13,565,000	5.000%	8,101,100	21,666,100	29,767,200
7/1/2027			7,761,975	7,761,975	
1/1/2028	14,240,000	5.000%	7,761,975	22,001,975	29,763,950
7/1/2028			7,405,975	7,405,975	
1/1/2029	14,955,000	5.000%	7,405,975	22,360,975	29,766,950
7/1/2029			7,032,100	7,032,100	
1/1/2030	15,705,000	5.000%	7,032,100	22,737,100	29,769,200
7/1/2030			6,639,475	6,639,475	
1/1/2031	16,485,000	5.000%	6,639,475	23,124,475	29,763,950
7/1/2031			6,227,350	6,227,350	
1/1/2032	17,315,000	4.000%	6,227,350	23,542,350	29,769,700
7/1/2032			5,881,050	5,881,050	
1/1/2033	18,005,000	4.000%	5,881,050	23,886,050	29,767,100
7/1/2033			5,520,950	5,520,950	
1/1/2034	18,725,000	4.000%	5,520,950	24,245,950	29,766,900
7/1/2034			5,146,450	5,146,450	
1/1/2035	19,475,000	4.000%	5,146,450	24,621,450	29,767,900
7/1/2035			4,756,950	4,756,950	
1/1/2036	20,250,000	4.000%	4,756,950	25,006,950	29,763,900
7/1/2036			4,351,950	4,351,950	
1/1/2037	21,060,000	4.000%	4,351,950	25,411,950	29,763,900
7/1/2037			3,930,750	3,930,750	
1/1/2038	21,905,000	4.000%	3,930,750	25,835,750	29,766,500
7/1/2038			3,492,650	3,492,650	
1/1/2039	22,780,000	4.000%	3,492,650	26,272,650	29,765,300
7/1/2039			3,037,050	3,037,050	
1/1/2040	23,690,000	4.000%	3,037,050	26,727,050	29,764,100
7/1/2040			2,563,250	2,563,250	
1/1/2041	24,640,000	4.000%	2,563,250	27,203,250	29,766,500



# NTTA System Revenue Refunding Bonds - 2nd Tier

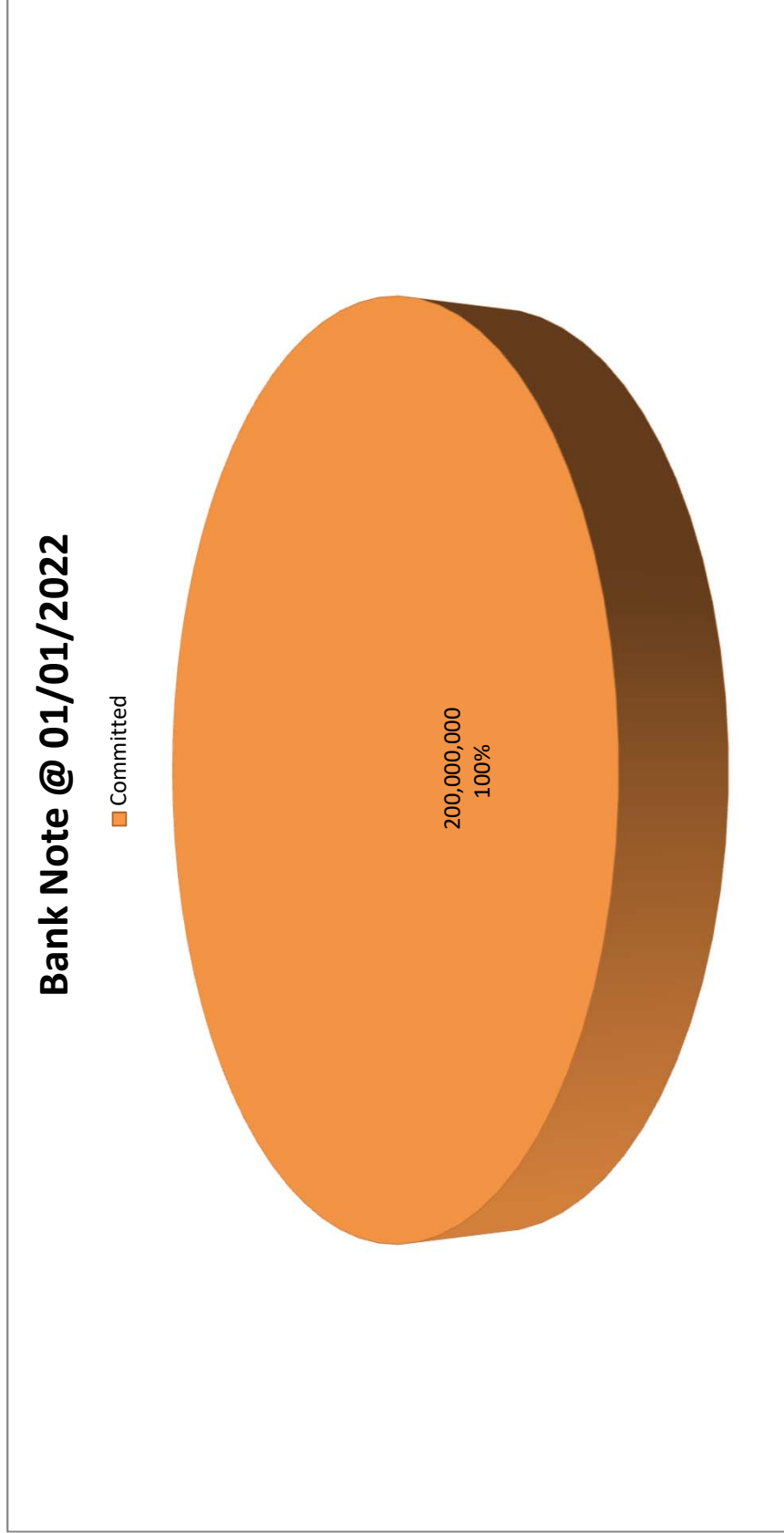
**Series: 2021B**

**Dated: 5/25/2021**

All in TIC at closing      2.67%

Date	Principal	Coupon	Interest	Debt Service	Annual Debt Service
7/1/2041			2,070,450	2,070,450	
1/1/2042	12,040,000	3.000%	2,070,450	14,110,450	16,180,900
7/1/2042			1,889,850	1,889,850	
1/1/2043	12,400,000	3.000%	1,889,850	14,289,850	16,179,700
7/1/2043			1,703,850	1,703,850	
1/1/2044	12,775,000	3.000%	1,703,850	14,478,850	16,182,700
7/1/2044			1,512,225	1,512,225	
1/1/2045	13,155,000	3.000%	1,512,225	14,667,225	16,179,450
7/1/2045			1,314,900	1,314,900	
1/1/2046	13,550,000	3.000%	1,314,900	14,864,900	16,179,800
7/1/2046			1,111,650	1,111,650	
1/1/2047	13,960,000	3.000%	1,111,650	15,071,650	16,183,300
7/1/2047			902,250	902,250	
1/1/2048	14,375,000	3.000%	902,250	15,277,250	16,179,500
7/1/2048			686,625	686,625	
1/1/2049	14,810,000	3.000%	686,625	15,496,625	16,183,250
7/1/2049			464,475	464,475	
1/1/2050	15,255,000	3.000%	464,475	15,719,475	16,183,950
7/1/2050			235,650	235,650	
1/1/2051	15,710,000	3.000%	235,650	15,945,650	16,181,300
<b>Totals</b>	<b>446,045,000</b>		<b>256,719,700</b>	<b>702,764,700</b>	<b>702,764,700</b>

# North Texas Tollway Authority - 2nd Tier Revolving Note



## NTTA System CIF Subordinate Debt Summary

Date	CIF Debt Principal	CIF Debt Interest	CIF Debt Build America Bonds Subsidy <sup>(1)</sup>	Net CIF Debt Service	Annual Net CIF Debt Service	January 1st CIF Bond Payment Requirement
2/1/2022	-	2,102,500	(693,930)	1,408,570		5,370,710
8/1/2022	-	2,102,500	(693,930)	1,408,570	2,817,140	
2/1/2023	1,145,000	2,102,500	(693,930)	2,553,570		11,186,197
8/1/2023	-	2,054,353	(678,039)	1,376,314	3,929,883	
2/1/2024	5,880,000	2,054,353	(678,039)	7,256,314		15,887,645
8/1/2024	-	1,807,099	(596,433)	1,210,666	8,466,979	
2/1/2025	6,210,000	1,807,099	(596,433)	7,420,666		16,057,109
8/1/2025	-	1,545,968	(510,247)	1,035,721	8,456,387	
2/1/2026	6,565,000	1,545,968	(510,247)	7,600,721		16,242,274
8/1/2026	-	1,269,910	(419,134)	850,776	8,451,498	
2/1/2027	6,940,000	1,269,910	(419,134)	7,790,776		16,431,310
8/1/2027	-	978,083	(322,816)	655,267	8,446,043	
2/1/2028	7,330,000	978,083	(322,816)	7,985,267		16,627,807
8/1/2028	-	669,857	(221,086)	448,770	8,434,037	
2/1/2029	7,745,000	669,857	(221,086)	8,193,770		16,839,936
8/1/2029	-	344,179	(113,596)	230,583	8,424,353	
2/1/2030	8,185,000	344,179	(113,596)	8,415,583	8,415,583	8,415,583
Totals	50,000,000	23,646,397	(7,804,493)	65,841,904	65,841,904	

(1) The BABs Subsidy is reduced 5.7% due to Sequestration.

## NTTA System Revenue Bonds - Subordinate Debt

**Series: 2010B-1**

**Dated: 5/13/2010**

All in TIC at closing <sup>(1)</sup>

5.95%

Date	Principal	Coupon	Interest	Build America Bonds Subsidy <sup>(2)</sup>	Debt Service	Annual Debt Service
2/1/2022			2,102,500	(693,930)	1,408,570	
8/1/2022			2,102,500	(693,930)	1,408,570	2,817,140
2/1/2023	1,145,000.00	8.41%	2,102,500	(693,930)	2,553,570	
8/1/2023			2,054,353	(678,039)	1,376,314	3,929,883
2/1/2024	5,880,000.00	8.41%	2,054,353	(678,039)	7,256,314	
8/1/2024			1,807,099	(596,433)	1,210,666	8,466,979
2/1/2025	6,210,000.00	8.41%	1,807,099	(596,433)	7,420,666	
8/1/2025			1,545,968	(510,247)	1,035,721	8,456,387
2/1/2026	6,565,000.00	8.41%	1,545,968	(510,247)	7,600,721	
8/1/2026			1,269,910	(419,134)	850,776	8,451,498
2/1/2027	6,940,000.00	8.41%	1,269,910	(419,134)	7,790,776	
8/1/2027			978,083	(322,816)	655,267	8,446,043
2/1/2028	7,330,000.00	8.41%	978,083	(322,816)	7,985,267	
8/1/2028			669,857	(221,086)	448,770	8,434,037
2/1/2029	7,745,000.00	8.41%	669,857	(221,086)	8,193,770	
8/1/2029			344,179	(113,596)	230,583	8,424,353
2/1/2030	8,185,000.00	8.41%	344,179	(113,596)	8,415,583	8,415,583
<b>Totals</b>	<b>50,000,000.00</b>		<b>23,646,397</b>	<b>(7,804,493)</b>	<b>65,841,904</b>	<b>65,841,904</b>

(1) All in TIC is from 2010B-1 (2010A Fully Refunded)

(2) The BABs Subsidy is reduced by 5.7% due to Sequestration

# North Texas Tollway Authority - ISTEAL Loan

**Series: TXDOT ISTEAL Loan**

**Rate 4.20%**

Date	Principal Amount	Interest	Annual Debt Service
1/1/2023	11,488,218	3,834,179	15,322,396
1/1/2024	11,970,723	3,351,673	15,322,396
1/1/2025	12,473,493	2,848,903	15,322,396
1/1/2026	12,997,380	2,325,016	15,322,396
1/1/2027	13,543,270	1,779,126	15,322,396
1/1/2028	14,112,087	1,210,309	15,322,396
1/1/2029	14,704,795	617,601	15,322,396
<b>Totals</b>	<b>91,289,967</b>	<b>15,966,808</b>	<b>107,256,775</b>

# NTTA System Outstanding Debt Obligations

Outstanding Debt Obligation	Principal Issued	Principal Outstanding	Combined Principal and Interest Required to pay each Outstanding Debt Obligation on Time and in Full	Final Maturity Date	Secured in anyway by Ad Valorem Taxes (Y/N)	Total Proceeds Received	Proceeds Spent	Proceeds Unspent	Official Stated Purpose for which the Debt Obligation was Authorized	Current Credit Rating				Explanation of Repayment Source
										Moody's	S&P	Fitch	Unrated (Y/N)	
NTTA 1st Tier Series 2008D	\$399,899,394	\$894,534,129	\$1,703,145,000	1/1/2038	No	\$399,899,394	\$399,899,394	\$0	Refunding \$353,730,000 of the Bond Anticipation Notes that were issued in November 2007	A1	A+	NR		Tolls and other revenues of the NTTA System
Series 2008B	\$825,000,000	\$825,000,000	\$1,673,480,333	1/1/2049	No	\$825,000,000	\$770,500,389	\$54,499,611	Funding construction for the Sam Rayburn Tollway Project, the Lewisville Lake Toll Bridge Project and the President George Bush Turnpike Eastern Extension Project	A1	A+	NR		Tolls and other revenues of the NTTA System
Series 2014A	\$310,415,000	\$137,320,000	\$152,826,600	1/1/2025	No	\$370,615,427	\$370,615,427	\$0	Refunding \$313,880,000 of Series 2008A Bonds	A1	A+	NR		Tolls and other revenues of the NTTA System
Series 2016B	\$764,090,000	\$730,635,000	\$1,285,833,200	1/1/2045	No	\$841,508,809	\$841,508,809	\$0	Refunding \$561,155,000 of Series 2008A Bonds and \$184,470,000 Series 2008B	A1	A+	NR		Tolls and other revenues of the NTTA System
Series 2016A	\$987,790,000	\$883,605,000	\$1,217,515,000	1/1/2039	No	\$1,228,777,166	\$1,228,777,166	\$0	Refunding all or a portion of NTTA's North Texas Tollway Authority System First Tier Current Interest Revenue Refunding Bonds, Series 2008A, North Texas Tollway Authority System First Tier Current Interest Revenue Refunding Bonds, Series 2008B, NTTA's North Texas Tollway Authority System First Tier Current Interest Revenue Refunding Bonds, Series 2008K, and NTTA's North Texas Tollway Authority System First Tier Tax-Exempt Current Interest Revenue Refunding Bonds, Series 2009A	A1	A+	NR		Tolls and other revenues of the NTTA System
Series 2017A	\$1,749,320,000	\$1,588,170,000	\$2,734,025,250	1/1/2048	No	\$2,027,378,864	\$2,027,378,864	\$0	Refunding all of the Special Project System Bonds and the Transportation Infrastructure Finance and Innovation Act (TIFIA) Loan, all or a portion of the North Texas Tollway Authority System Revenue Bonds, Series 2005C, 2008A, 2008B and 2010, funding the 1 <sup>st</sup> and 2 <sup>nd</sup> Tier Debt Service Reserve Account, paying cost of issuance, including municipal bond insurance premiums for certain 2017B maturities and a surety policy for the 2 <sup>nd</sup> Tier Debt Service Reserve Fund.	A1	A+	NR		Tolls and other revenues of the NTTA System
Series 2018A	\$429,870,000	\$395,620,000	\$624,901,400	1/1/2044	No	\$600,726,873	\$600,726,873	\$0	Refunding all of Series 2005C, all of Series 2009A, all of the Series 2009C, all of Series 2014C Variable Rate and paying costs of issuance of the Bonds.	A1	A+	NR		Tolls and other revenues of the NTTA System

# NTTA System Outstanding Debt Obligations

Outstanding Debt Obligation	Principal Issued	Principal Outstanding	Combined Principal and Interest Required to pay each Outstanding Debt Obligation on Time and in Full	Final Maturity Date	Secured in anyway by Ad Valorem Taxes (Y/N)	Total Proceeds Received	Proceeds Spent	Proceeds Unspent	Official Stated Purpose for which the Debt Obligation was Authorized	Current Credit Rating				Explanation of Repayment Source
										Moody's	S&P	Fitch	Unrated (Y/N)	
Series 2020A	\$192,105,000	\$192,105,000	\$289,999,500	1/1/2038	No	\$221,910,543	\$221,910,543	\$0	Refunding all of Series 2011B and paying costs of issuance of the Bonds.	A1	A+	NR		Tolls and other revenues of the NTTA System
Series 2020B	\$517,145,000	\$517,145,000	\$716,154,266	1/1/2052	No	\$530,926,799	\$530,926,789	\$0	Refunding all of Series 2012B, 2012D, part of 2014A, 2019A and paying costs of issuance of the Bonds.	A1	A+	NR		Tolls and other revenues of the NTTA System
Series 2021A	\$402,110,000	\$402,110,000	\$621,457,622	1/1/2043	No	\$411,807,053	\$411,807,053	\$0	Refunding all of Series 2008I, part of Series 2014A and paying costs of issuance of the Bonds.	A1	A+	NR		Tolls and other revenues of the NTTA System
<b>Total 1st Tier NTTA 2nd Tier</b>	<b>\$6,571,844,394</b>	<b>\$6,567,144,129</b>	<b>\$10,998,617,973</b>											
Series 2014B	\$146,420,000	\$146,420,000	\$210,902,500	1/1/2031	No	\$165,736,438	\$165,736,438	\$0	Refunding \$143,540,000 of series 2008F Bonds	A2	A	NR		Secured by a Second Tier lien on and pledge of the tolls and other revenues of the NTTA System
Series 2015A	\$862,920,000	\$811,925,000	\$1,245,356,050	1/1/2038	No	\$1,023,690,144	\$1,023,690,144	\$0	Refunding \$856,460,000 of Series 2008F Bonds	A2	A	NR		Secured by a Second Tier lien on and pledge of the tolls and other revenues of the NTTA System
Series 2017B	\$765,995,000	\$740,205,000	\$1,225,179,800	1/1/2048	No	\$871,062,361	\$871,062,361	\$0	Refunding all of the Special Project System Bonds and the Transportation Infrastructure Finance and Innovation Act (TIFIA) Loan, all or a portion of the North Texas Tollway Authority System Revenue Bonds, Series 2005C, 2008A, 2008B and 2010, funding the 1st and 2nd Tier Debt Service Reserve Account, paying cost of issuance, including municipal bond insurance premiums for certain 2017B maturities and a surety policy for the 2nd Tier Debt Service Reserve Fund.	A2	A	NR		Secured by a Second Tier lien on and pledge of the tolls and other revenues of the NTTA System
Series 2018	\$356,085,000	\$356,085,000	\$709,400,638	1/1/1950	No	\$395,229,394	\$395,229,394	\$0	Refunding all of the North Texas Tollway Authority System 1st Tier Variable Rate Revenue Refunding Bonds, Series 2009D, 2011A, all of the North Texas Tollway Authority System 1st Tier Revenue Refunding Bonds, Series 2012C, making a deposit to the Shared 2nd Tier Debt Service Reserve Fund and paying cost of issuance.	A2	A	NR		Tolls and other revenues of the NTTA System

# NTTA System Outstanding Debt Obligations

Outstanding Debt Obligation	Principal Issued	Principal Outstanding	Combined Principal and Interest Required to pay each Outstanding Debt Obligation on Time and in Full	Final Maturity Date	Secured in anyway by Ad Valorem Taxes (Y/N)	Total Proceeds Received	Proceeds Spent	Proceeds Unspent	Official State Purpose for which the Debt Obligation was Authorized	Current Credit Rating				Explanation of Repayment Source	
										Moody's	S&P	Fitch	Unrated (Y/N)		
Series 2018B	\$22,510,000	\$219,760,000	\$265,816,500	1/1/2029	No	\$275,548,189	\$275,548,189	\$0	Refunding all of the North Texas Tollway Authority System Subordinate Lien Taxable Revenue Bonds, Subseries 2010B-2 (Build America Bonds - Direct Payment), making a deposit to the Shared Second Tier Debt Service Reserve Fund and paying costs of issuance of the Bonds.	A2	A	NR		Tolls and other revenues of the NTTA System	
Series 2020C	\$52,705,000	\$35,205,000	\$25,692,500	1/1/2027	No	\$91,690,752	\$91,690,752	\$0	Refunding all of Series 2010A and paying costs of issuance of the Bonds.	A2	A	NR		Tolls and other revenues of the NTTA System	
Series 2021B	\$446,045,000	\$446,045,000	\$702,764,700	1/1/2051	No	\$544,953,490	\$544,953,490	\$0	Refunding all of the Commercial Paper Notes, refinancing the 360 Tollway Project Loan, making a deposit to the Shared 2nd Tier Debt Service Reserve Fund and paying costs of issuance of the Bonds.	A2	A	NR		Tolls and other revenues of the NTTA System	
<b>Total 2st Tier NTTA Subordinate</b>	<b>\$2,852,680,000</b>	<b>\$2,745,665,000</b>	<b>\$4,389,112,688</b>												
Series 2010B	\$310,000,000	\$50,000,000	\$65,841,504	2/1/2030	No	\$310,000,000	\$310,000,000	\$0	Contribution to the Special Project System for construction of the PG&T WE (SH 161) project and other projects deemed necessary by the Authority	Baa1	NR	NR		Secured by (i) the funds on deposit in the CJF Bond Payment Account of the Capital Improvement Fund and, (ii) the Pledged Revenues	
TXDOT Loan - ISTE A	\$135,000,000	\$91,289,967	\$107,286,775	1/1/2029	No	\$135,000,000	\$135,000,000	\$0	Funding construction of the President George Bush Turnpike				Y	Repayment is made from amounts on deposit in the Capital Improvement Fund with payments subordinate to the bonds or other obligations of the Authority issued or entered into and secured by tolls and revenues of the Authority	
<b>Total NTTA Subordina</b>	<b>\$445,000,000</b>	<b>\$141,289,967</b>	<b>\$173,098,679</b>												
<b>Total NTTA Debt</b>	<b>\$9,869,524,394</b>	<b>\$9,454,099,095</b>	<b>\$15,560,829,339</b>												